

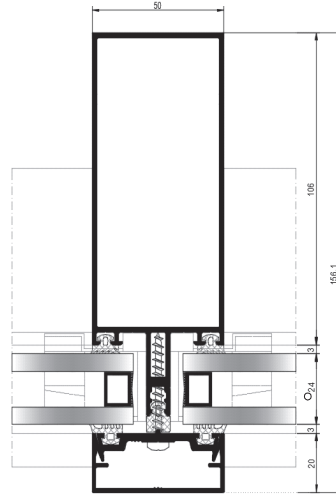
# MİMARİ KATALOG

## ARCHITECTURAL CATALOGUE

Alüminyum Kapı Pencere ve Giydirme Cephe Sistemleri  
Aluminium Window Doors and Facade Systems



# RT50



**TEKNİK ÖZELLİKLERİ / TECHNICAL PROPERTIES**




<b>PROFİL GENİŞLİĞİ / PROFILE WIDTH</b>	50 mm
<b>DİKME DERİNLİKLERİ / MULLION DEPTHS</b>	min. 30mm - max. 146mm
<b>KAYIT DERİNLİKLERİ / TRANSOM DEPTHS</b>	min. 30mm - max. 146mm
<b>PROFİL ET KALINLIĞI / PROFILE WALL THICKNESS</b>	1,5 / 1,8 mm
<b>MAX. CAM KALINLIĞI / MAX. GLASS THICKNESS</b>	40mm
<b>ISI BARIYERLERİ / THERMAL INSULATION BAR</b>	14,8mm

**KULLANIM SEÇENEKLERİ / APPLICATION ALTERNATIVES**

<b>KAPAKLI CEPHE / FACADE WITH CAP</b>	*
<b>SİLİKON CEPHE / STRUCTURAL GLAZING</b>	*
<b>YARI KAPAKLI CEPHE / TWO SIDE</b>	*
<b>DIŞA AÇILIM GİZLİ KANAT / OUTWARD OPENING HIDDEN VENT</b>	*

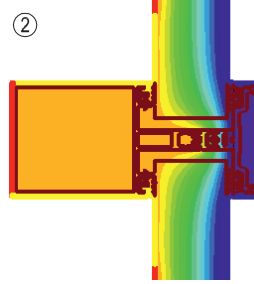
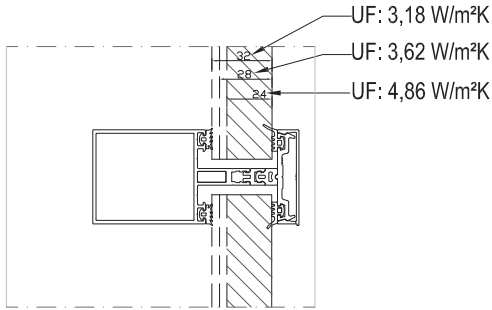
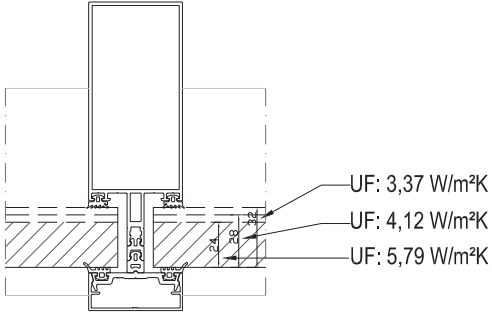
**PERFORMANS DEĞERLERİ / PERFORMANCE VALUES**

**KAPAKLI CEPHE / FACADE WITH CAP**

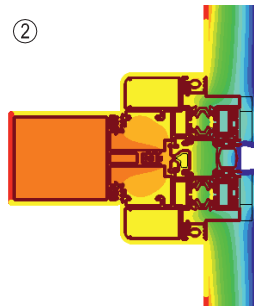
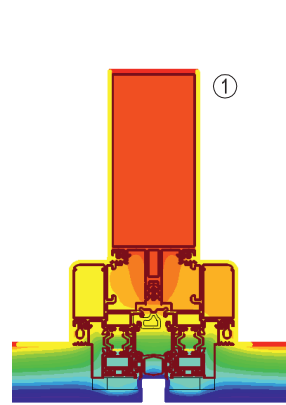
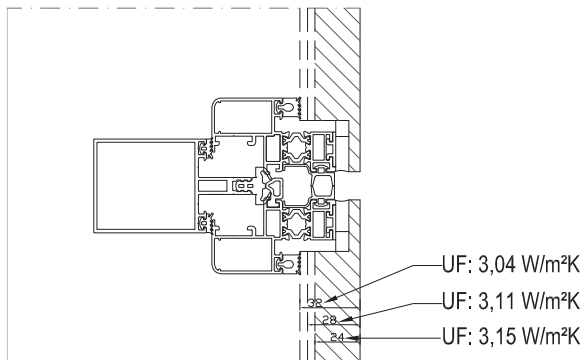
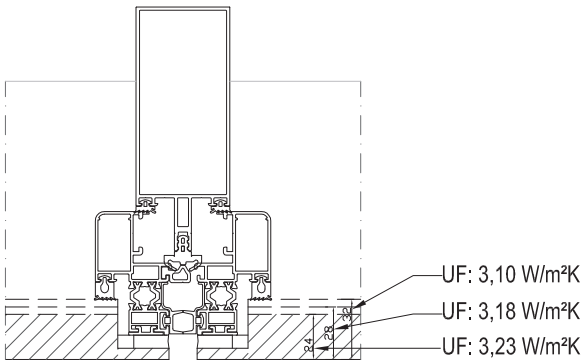
<b>HAVA GEÇİRGENLİĞİ - EN 12152 (AIR PERMEABILITY)</b>	<b>1</b> (150 Pa)	<b>2</b> (300 Pa)	<b>3</b> (450 Pa)	<b>4</b> (600 Pa)	
<b>SU SIZDIRMAZLIĞI - EN 12154 (WATERTIGHTNESS)</b>	<b>R4</b> (150 Pa)	<b>R5</b> (300 Pa)	<b>R6</b> (450 Pa)	<b>R7</b> (600 Pa)	<b>RE...</b> (600+ Pa)
<b>RÜZGAR YÜKÜNE DAYANIM - EN 13830 (RESISTANCE TO WIND LOAD)</b>	<b>± 1200 Pa</b>				
<b>KAPAKLI SİSTEM SES YALITIMI - TS EN ISO 717-1 (ACOUSTIC PERFORMANCE VALUE)</b>					<b>R<sub>w</sub> (C ; C<sub>tr</sub>) = 33,5(-1,6 ; 4,1) dB</b>
<b>KAPAKLI SİSTEM UF DEĞERİ - EN 10077-2 (THERMAL INSULATION VALUE)</b>					<b>3,18 ~ 5,79 W/M²K</b>
<b>KASETLİ SİSTEM UF DEĞERİ - EN 10077-2 (THERMAL INSULATION VALUE)</b>					<b>3,04 ~ 3,23 W/M²K</b>

## ISI YALITIM DEĞERLERİ (UF) / THERMAL INSULATION VALUE (UF):

KAPAKLI CEPHE ( COVER CAP SYSTEM )



## SİLİKON CEPHE ( STRUCTURAL GLAZING SYSTEM )



01

02

03

04

05

06



# MİMARİ KATALOG

## ARCHITECTURAL CATALOGUE

Alüminyum Kapı Pencere ve Giydirme Cephe Sistemleri  
Aluminium Window Doors and Facade Systems

# RT50

PROFİLLER

PROFILES

01

02

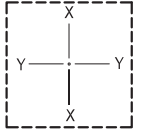
03

04

05

06

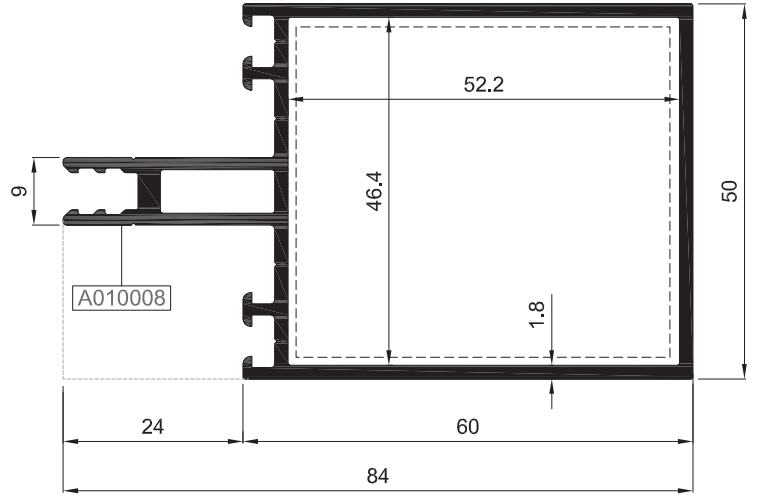
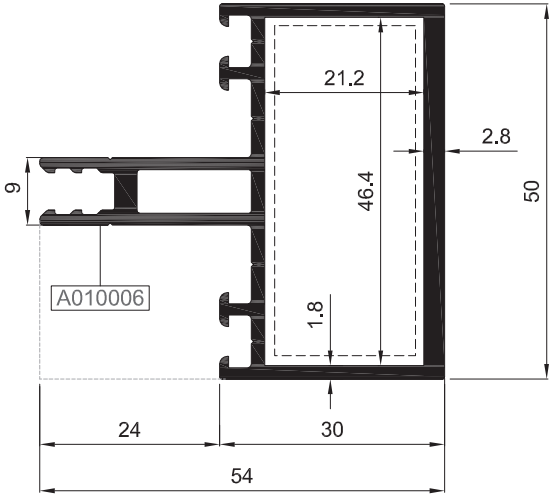
KOD / CODE	AĞIRLIK (kg/m) / WEIGHT	Jxx cm <sup>4</sup>	Jyy cm <sup>4</sup>	Wx cm <sup>3</sup>	Wy cm <sup>3</sup>	L m
R50 T 01	1,237	11,063	10,073	3,221	4,029	6
R50 T 02	1,288	23,948	14,088	5,890	5,635	6
R50 T 03	1,384	34,565	16,180	7,683	6,472	6
R50 T 13	1,178	12,783	22,292	3,223	8,917	6



01

R50 T 01

R50 T 03

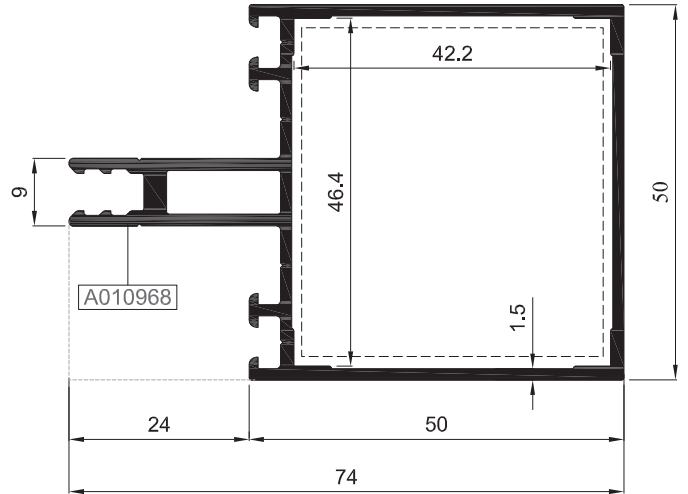
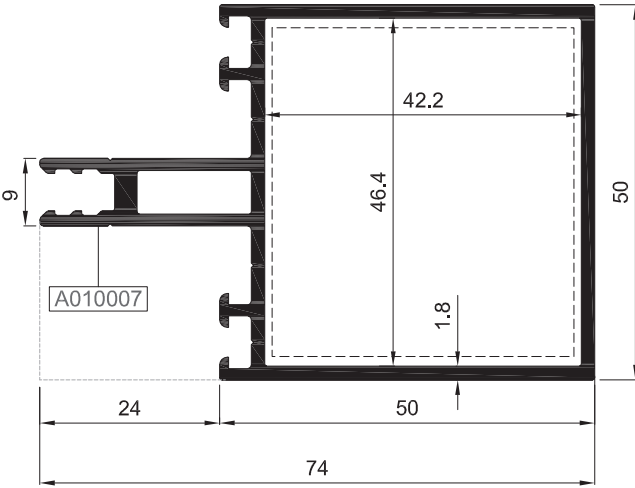


02

03

R50 T 02

R50 T 13



04

05

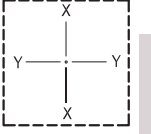
06

Nr	YATAY BAĞLANTI PROFİLİ		TRANSOM CONNECTION PROFILE		KESİM ÖLÇÜSÜ CUTTING SIZE
	PROFİL KODU / PROFILE CODE		AKSESUAR KODU / ACCESSORY CODE		
R50 T 01	A010006	R50 C 06		05.02.01	20,7 mm
R50 T 02	A010007	R50 C 06		05.02.02	41,9 mm
R50 T 03	A010008	R50 C 06		05.02.03	51,9 mm
R50 T 13	A010968	R50 C 06		05.02.02	41,9 mm

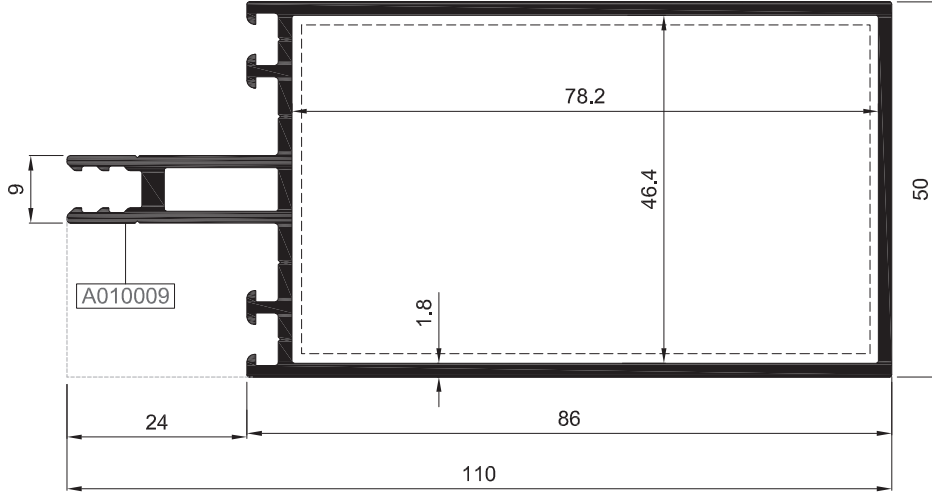
YATAY / DÜŞEY PROFİLLER  
TRANSOM / MULLION PROFILES

# RT50

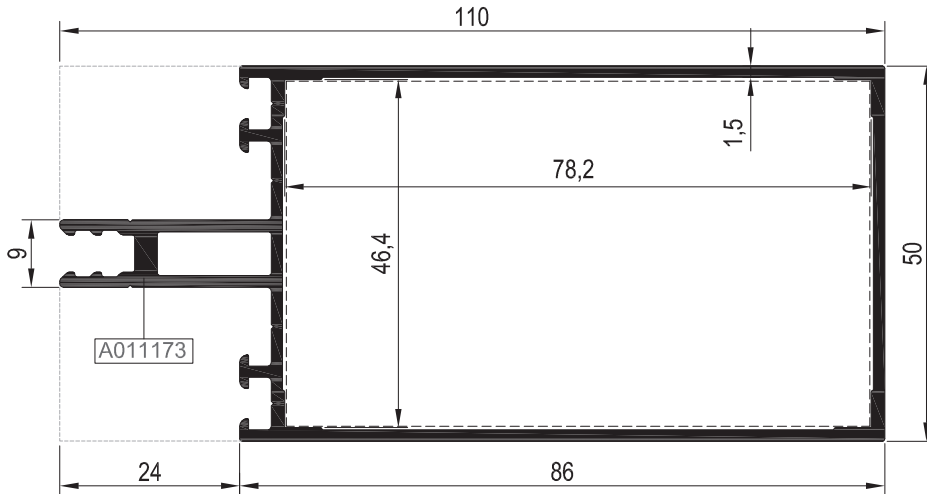
KOD / CODE	AĞIRLIK (kg/m) / WEIGHT	Jxx cm <sup>4</sup>	Jyy cm <sup>4</sup>	Wx cm <sup>3</sup>	Wy cm <sup>3</sup>	L m
R50 T 04	1,640	74,423	21,619	13,145	8,648	6
R50 T 18	1,470	68,386	19,134	12,401	7,654	6



R50 T 04



R50 T 18



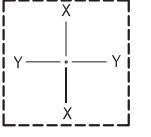
Nr	YATAY BAĞLANTI PROFİLİ		TRANSOM CONNECTION PROFILE		KESİM ÖLÇÜSÜ CUTTING SIZE
	PROFİL KODU / PROFILE CODE		AKSESUAR KODU / ACCESSORY CODE		
R50 T 04	A010009	R50 C 06	05.02.04		77,8 mm
R50 T 18	A011173	R50 C 06	05.02.04		77,8 mm

Nr	DÜŞEY BAĞLANTI PROFİLİ		MULLION CONNECTION PROFILE		KESİM ÖLÇÜSÜ CUTTING SIZE
	PROFİL KODU / PROFILE CODE		AKSESUAR KODU / ACCESSORY CODE		
R50 T 04	A010009	R50 C 16	06.01.13		77,7 mm

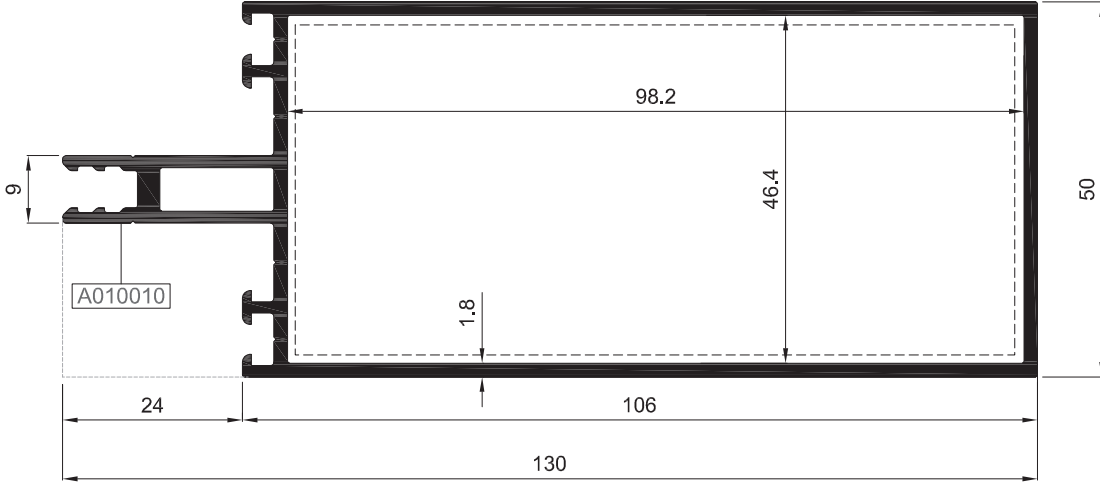
YATAY / DÜŞEY PROFİLLER  
TRANSOM / MULLION PROFILES

# RT50

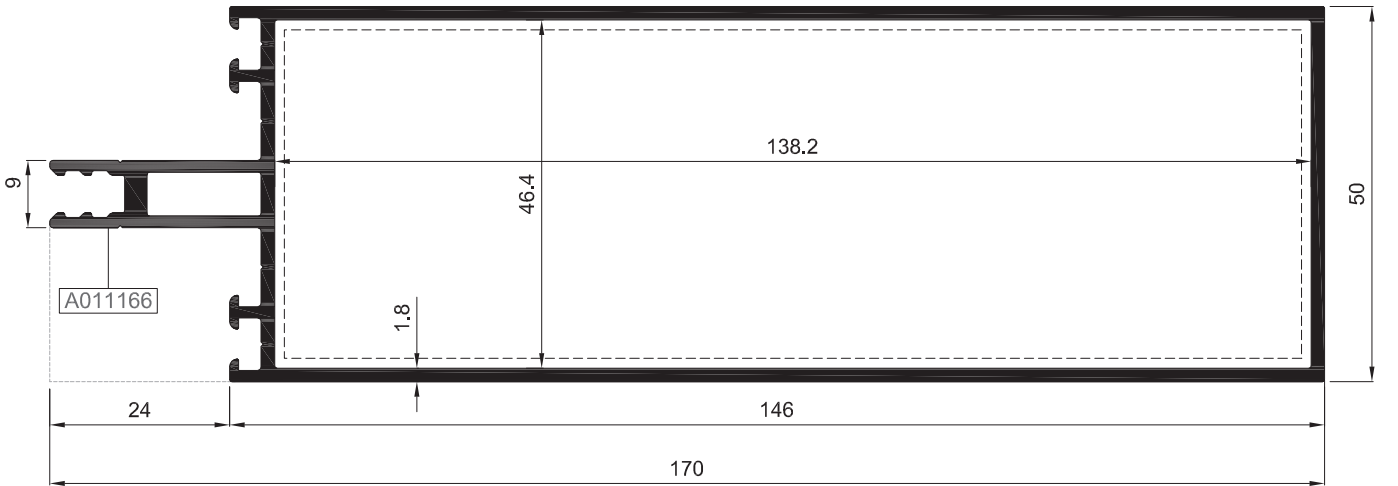
KOD / CODE	AĞIRLIK (kg/m) / WEIGHT	Jxx cm <sup>4</sup>	Jyy cm <sup>4</sup>	Wx cm <sup>3</sup>	Wy cm <sup>3</sup>	L m
R50 T 05	1,834	118,723	25,803	18,037	10,321	6
R50 T 17	2,227	249,355	34,169	29,207	13,667	6



R50 T 05



R50 T 17



Nr	YATAY BAĞLANTI PROFİLİ / TRANSOM CONNECTION PROFILE				KESİM ÖLÇÜSÜ / CUTTING SIZE
	PROFİL KODU / PROFILE CODE	AKSESUAR KODU / ACCESSORY CODE			
R50 T 05	A010010	R50 C 06	05.02.05		97,8 mm
R50 T 17	A011166	R50 C 06	05.02.09		137,8 mm

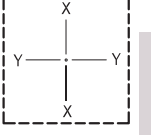
Nr	DÜŞEY BAĞLANTI PROFİLİ / MULLION CONNECTION PROFILE				KESİM ÖLÇÜSÜ / CUTTING SIZE
	PROFİL KODU / PROFILE CODE	AKSESUAR KODU / ACCESSORY CODE			
R50 T 05	A010010	R50 C 16	06.01.14		97,7 mm
R50 T 17	A011166	R50 C 16	06.01.18		137,7 mm



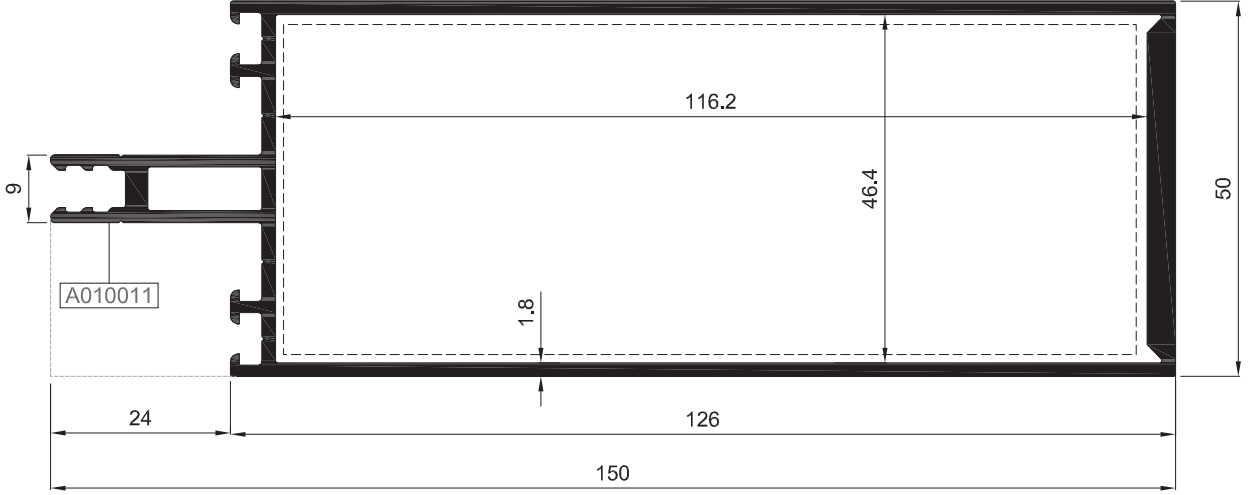
YATAY / DÜŞEY PROFİLLER  
TRANSOM / MULLION PROFILES

# RT50

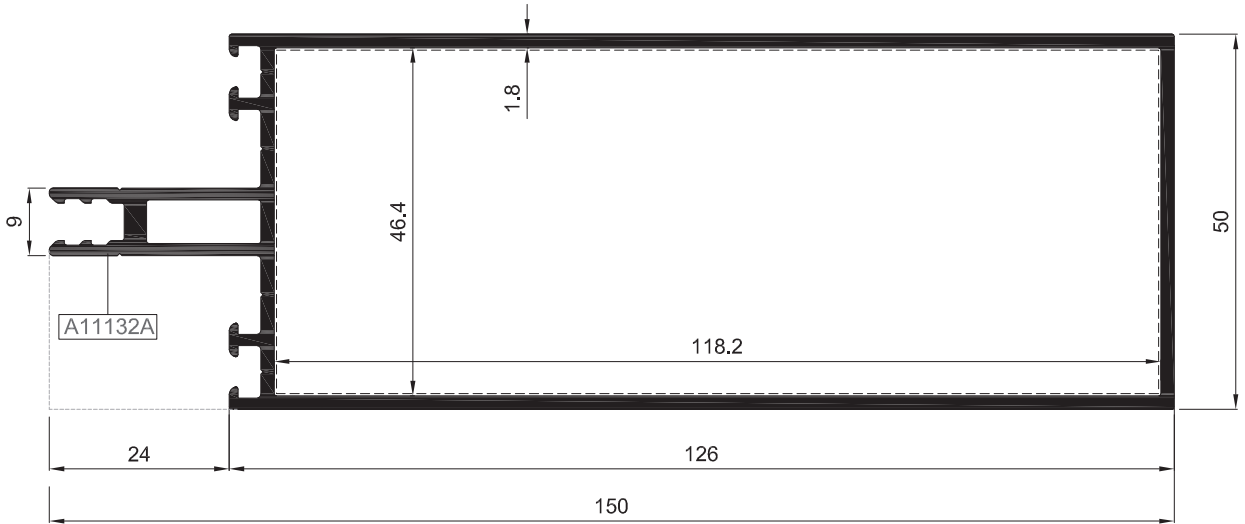
KOD / CODE	AĞIRLIK (kg/m) / WEIGHT	Jxx cm <sup>4</sup>	Jyy cm <sup>4</sup>	Wx cm <sup>3</sup>	Wy cm <sup>3</sup>	L m
R50 T 06	2,266	216,994	31,366	26,244	12,547	6
R50 T 14	2,031	176,607	29,982	23,498	11,993	6



R50 T 06



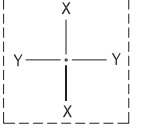
R50 T 14



Nr	YATAY BAĞLANTI PROFİLİ		TRANSOM CONNECTION PROFILE		KESİM ÖLÇÜSÜ CUTTING SIZE
	PROFİL KODU / PROFILE CODE	AKSESUAR KODU / ACCESSORY CODE	PROFİL KODU / PROFILE CODE	AKSESUAR KODU / ACCESSORY CODE	
R50 T 06	A010011	R50 C 06	05.02.06		115,8 mm
R50 T 14	A11132A	R50 C 06	05.02.10		117,7 mm

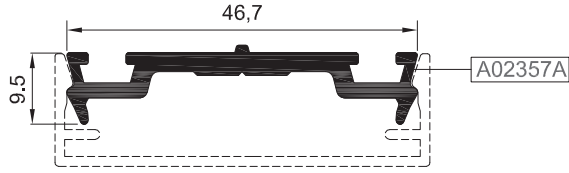
Nr	DÜŞEY BAĞLANTI PROFİLİ		MULLION CONNECTION PROFILE		KESİM ÖLÇÜSÜ CUTTING SIZE
	PROFİL KODU / PROFILE CODE	AKSESUAR KODU / ACCESSORY CODE	PROFİL KODU / PROFILE CODE	AKSESUAR KODU / ACCESSORY CODE	
R50 T 06	A010011	R50 C 16	06.01.15		115,7 mm

KOD / CODE	AĞIRLIK (kg/m) / WEIGHT	L m	KOD / CODE	AĞIRLIK (kg/m) / WEIGHT	L m
R50 P 01	0,428	6	R50 P 20	0,248	6
R50 P 02	0,325	6	R50 P 27	0,707	6
R50 P 03	0,360	6	R50 P 29	0,424	6
R50 P 15	0,323	6	R50 P 19	0,419	6
R50 P 16	0,268	6			

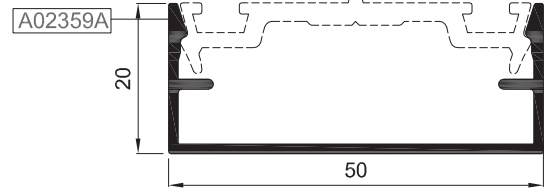


01

R50 P 01

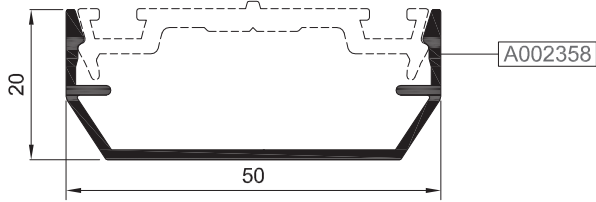


R50 P 03

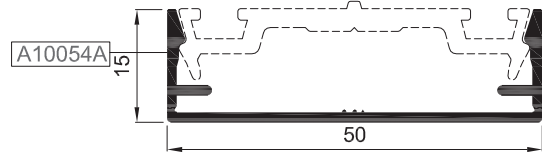


02

R50 P 02

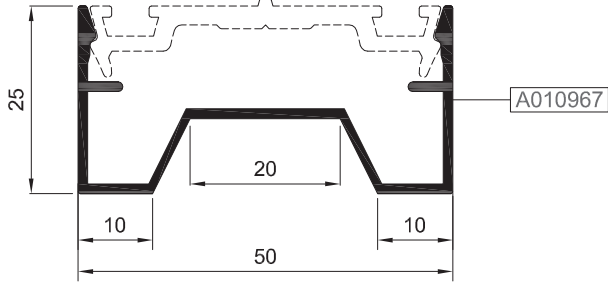


R50 P 15

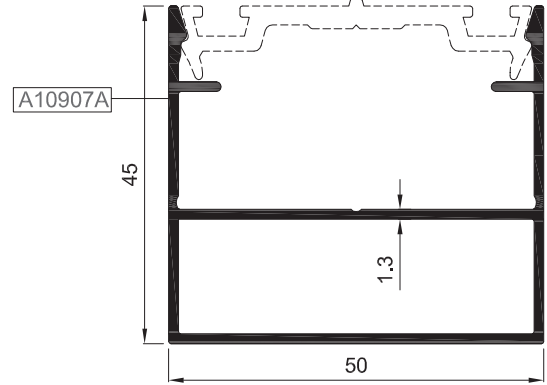


03

R50 P 29



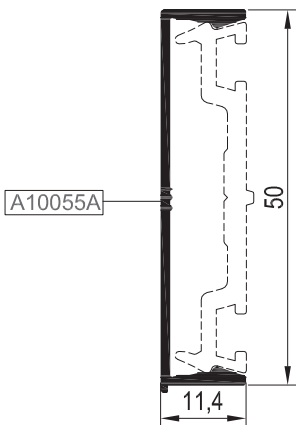
R50 P 27



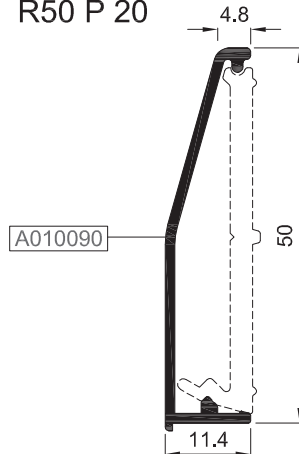
04

05

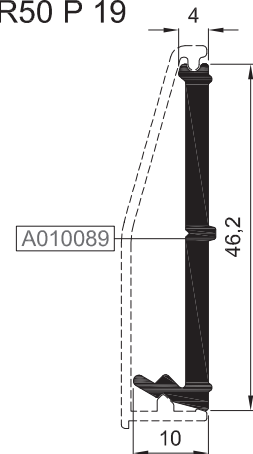
R50 P 16



R50 P 20

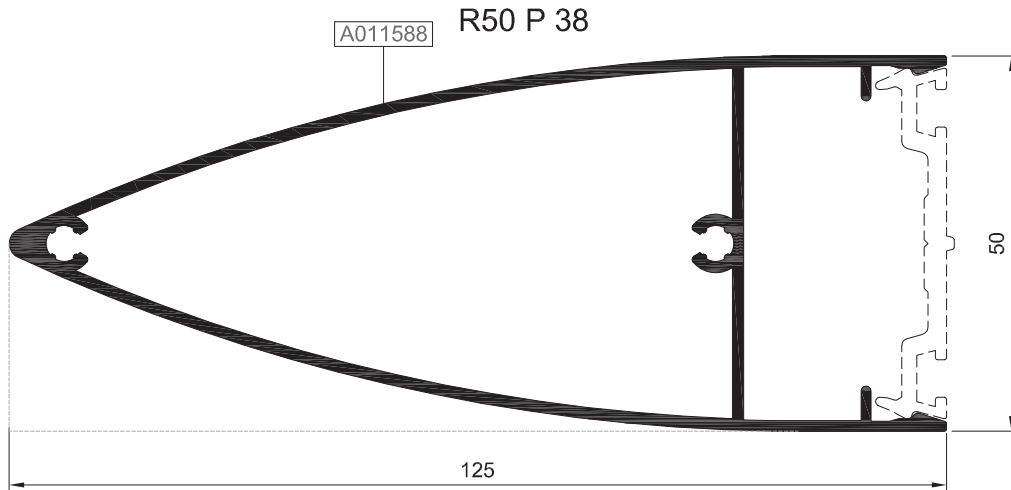
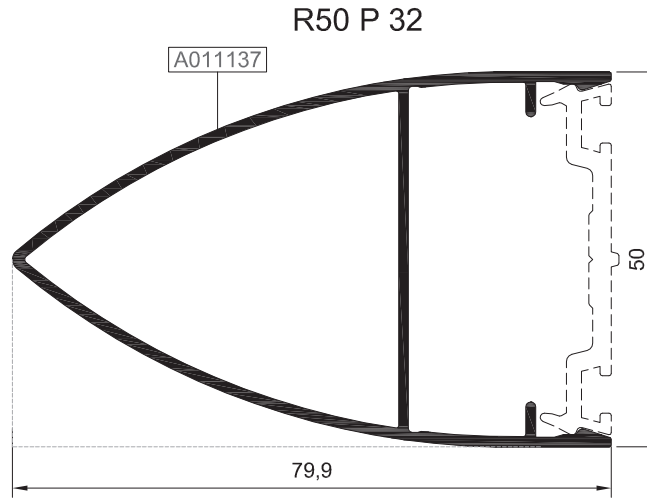
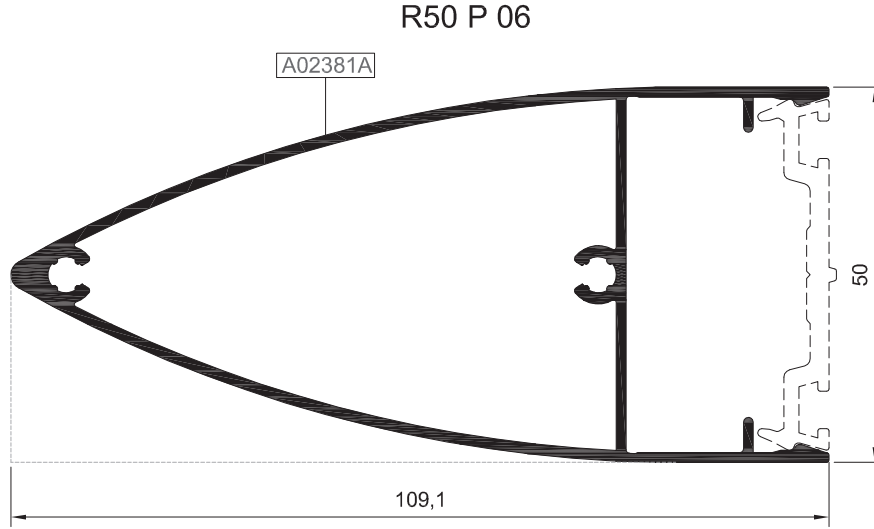
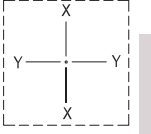


R50 P 19



06

KOD / CODE	AĞIRLIK (kg/m) / WEIGHT	L m
R50 P 06	1,179	6
R50 P 32	0,850	6
R50 P 38	1,365	6



01

02

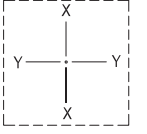
03

04

05

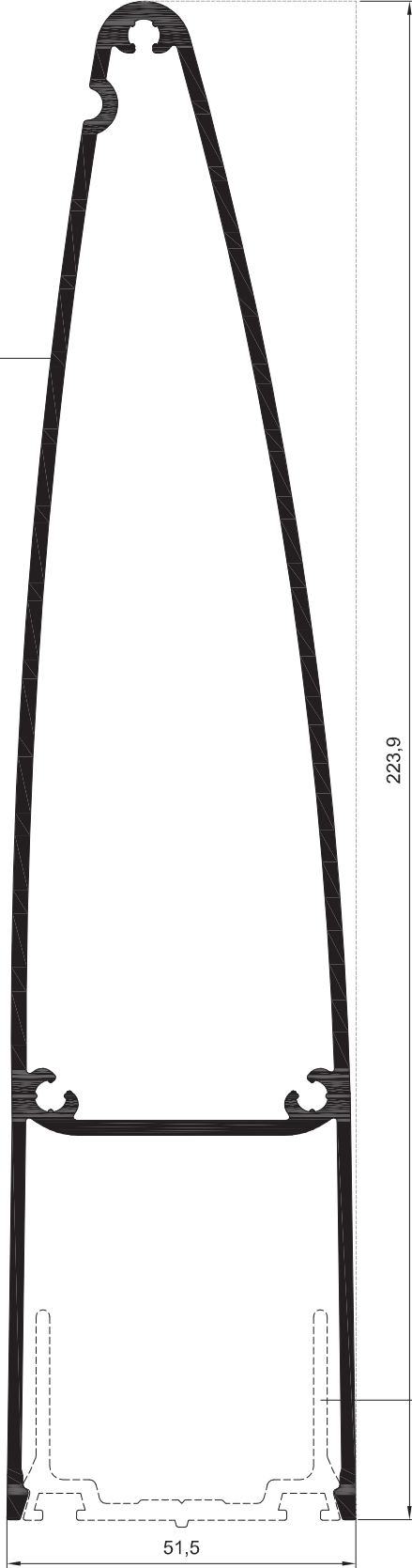
06

KOD / CODE	AĞIRLIK (kg/m) / WEIGHT	L m
R50 P 34	0,686	6
R50 P 25	3,125	6



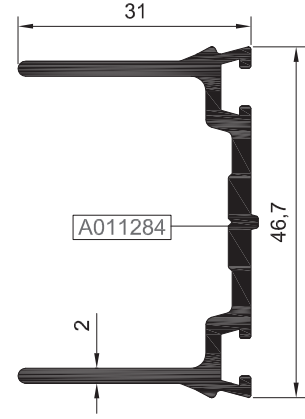
R50 P 25

A004827A



R50 P 34

R50 P 34



01

02

03

04

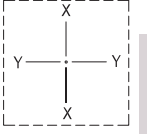
05

06

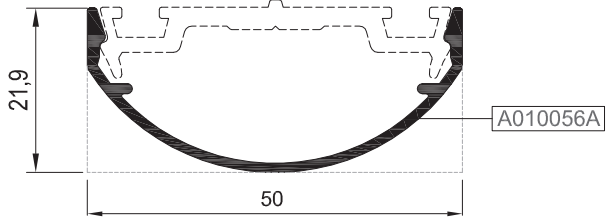
BASKI KAPAK PROFİLLERİ  
CAP PROFILES

# RT50

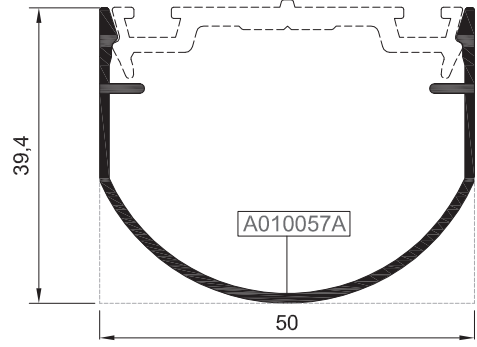
KOD / CODE	AĞIRLIK (kg/m) / WEIGHT	L m
R50 P 31	1,212	6
R50 P 17	0,286	6
R50 P 18	0,428	6



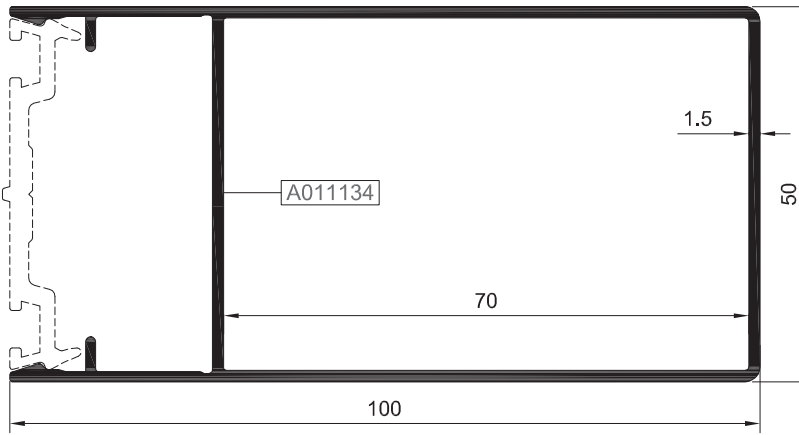
R50 P 17



R50 P 18



R50 P 31



01

02

03

04

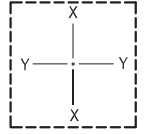
05

06

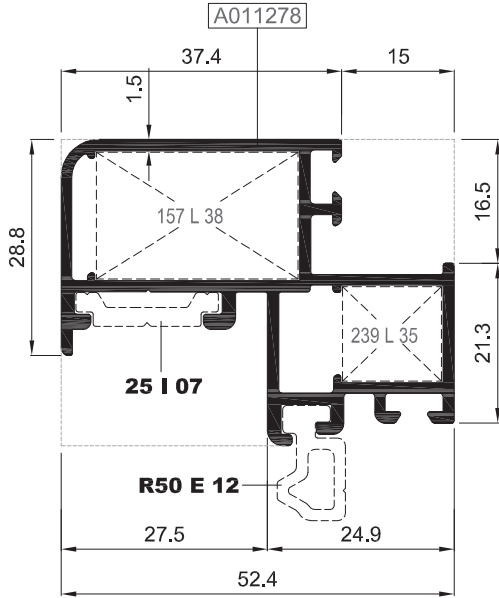
KASET PROFİLLERİ  
VENT PROFILES

# RT50

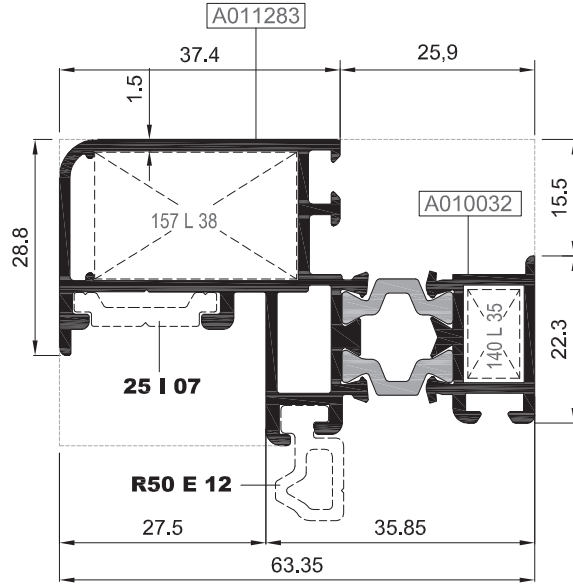
KOD / CODE	AĞIRLIK (kg/m) / WEIGHT	Jxx cm <sup>4</sup>	Jyy cm <sup>4</sup>	Wx cm <sup>3</sup>	Wy cm <sup>3</sup>	L m
R50 V 26	0,927	8,680	4,852			6
AR50V27	1,223	10,872	5,245			6
AR50V32	0,937	8,182	1,419			6



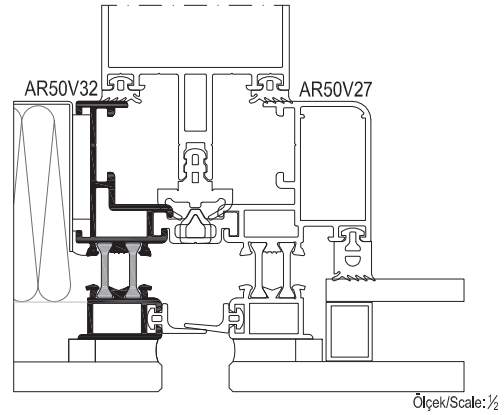
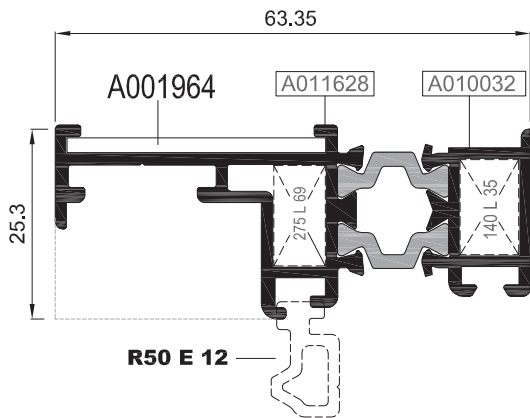
R50 V 26 \*







AR50V27\*







AR50V32\*



\*R50 V 26-AR50V27- AR50V32 KODLU PROFİLLER BONDING İŞLEMİNE UYGUN ÖZEL ELOKSALLI SİPARİŞ EDİLMELİDİR.  
THE PROFILES R50 V 26-AR50V27-AR50V32 MUST BE ORDERED WITH SPECIAL ANODIZED SUITABLE FOR BONDING PROCESS.

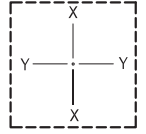
Nr		 L m	KESİM ÖLÇÜSÜ CUTTING SIZE	 AKS. KODU ACS. CODE
R50 V 26	A011278		25 L 38 (A002074)	157 L 38
			25 L 35 (A010076)	239 L 35
AR50V27	A011283		25 L 38 (A002074)	157 L 38
			A010032	25 L 35 (A010076)

Nr		 L m	KESİM ÖLÇÜSÜ CUTTING SIZE	 AKS. KODU ACS. CODE
AR50V32	A011628		25 L 69 (A011097)	275 L 69
	A010032		25 L 35 (A010076)	140 L 35

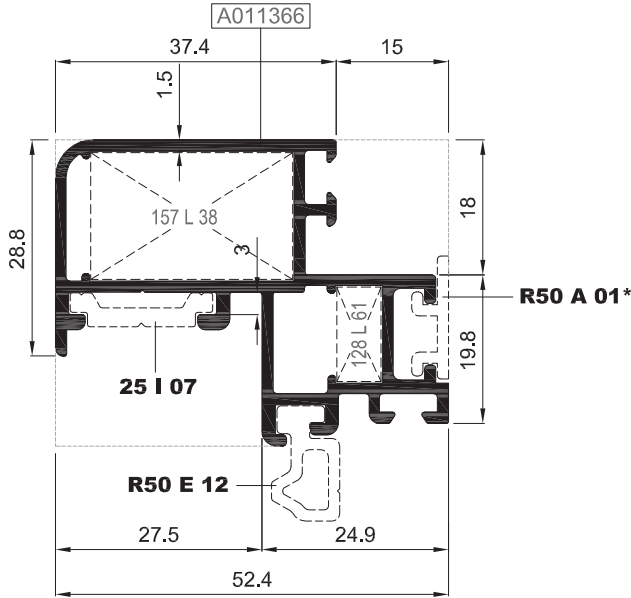
# KASET PROFİLLERİ VENT PROFILES

# RT50

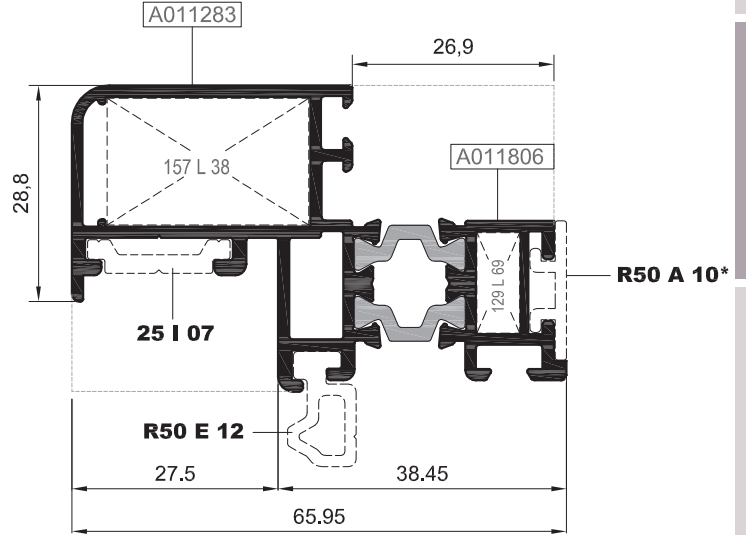
KOD / CODE	AĞIRLIK (kg/m) / WEIGHT	Jxx cm <sup>4</sup>	Jyy cm <sup>4</sup>	Wx cm <sup>3</sup>	Wy cm <sup>3</sup>	L m
R50 V 28	0,940	8,277	4,915			6
AR50V34	1,259	12,314	5,932			6
AR50V35	0,985	5,870	1,065			6



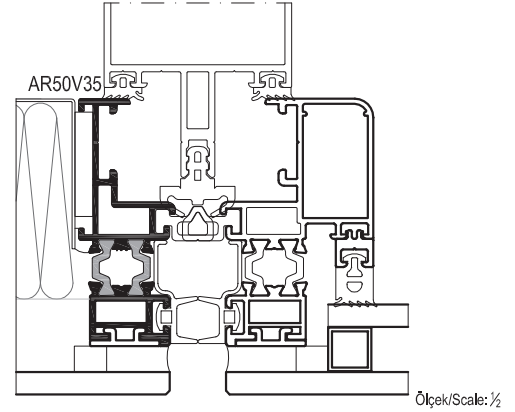
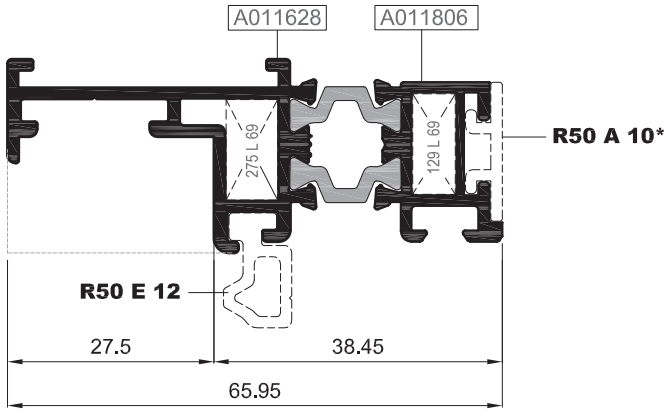
R50 V 28



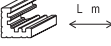
AR50V34




AR50V35



\*R50 A 01-R50 A 10 KODLU PROFİLLER BONDING İŞLEMİNE UYGUN ÖZEL ELOKSALLI SİPARİŞ EDİLMELİDİR.  
THE PROFILES R50 A 01-R50 A 10 MUST BE ORDERED WITH SPECIAL ANODIZED SUITABLE FOR BONDING PROCESS.

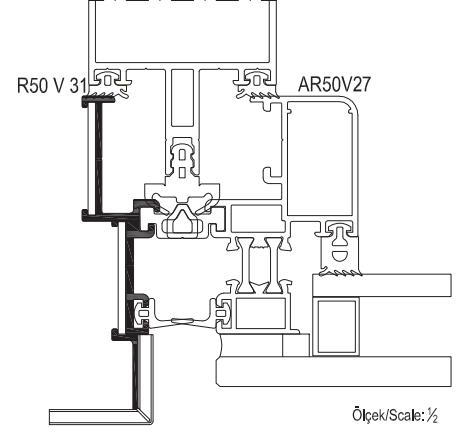
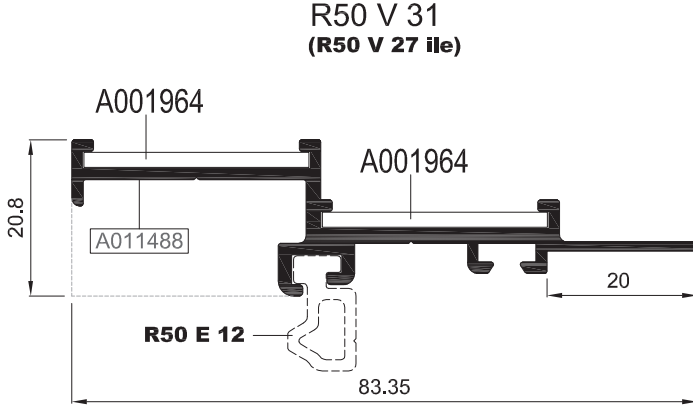
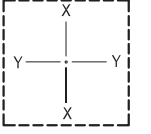
Nr			KESİM ÖLÇÜSÜ CUTTING SIZE	AKS. KODU ACS. CODE
R50 V 28	A011366	25 L 38 (A002074)	27,0 mm	157 L 38
		25 L 61 (A001034)	5,9 mm	128 L 61
AR50V34	A011283	25 L 38 (A002074)	27,0 mm	157 L 38
		A011806	25 L 69 (A011097)	5,7 mm

Nr			KESİM ÖLÇÜSÜ CUTTING SIZE	AKS. KODU ACS. CODE
AR50V35	A011628	25 L 69 (A011097)	6,8 mm	275 L 69
	A011806	25 L 69 (A011097)	5,7 mm	129 L 69

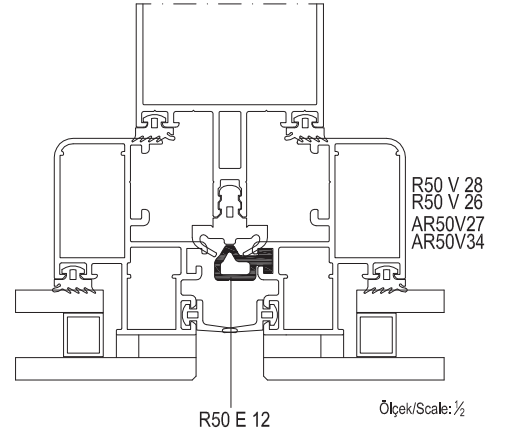
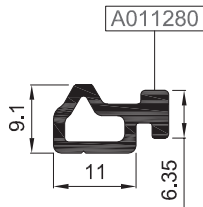
# KASET VE TESPİT PROFİLLERİ VENT & CONNECTION PROFILES

# RT50


KOD / CODE	AĞIRLIK (kg/m) / WEIGHT	Jxx cm <sup>4</sup>	Jyy cm <sup>4</sup>	Wx cm <sup>3</sup>	Wy cm <sup>3</sup>	L m
R50 V 31	0,641	10,176	0,584			6
R50 E 12	0,189	-	-			6



## R50 E 12\*



\*R50 E 12 MAX. 20 CM.'DE BİR 5 CMLİK PARÇALAR HALİNDE KULLANILMALIDIR.  
THE PROFILE R50 E 12 SHOULD BE USED 5 CM LENGHT IN EVERY 20 CM DISTANCE

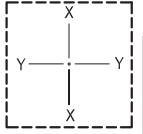
Nr		KESİM ÖLÇÜSÜ CUTTING SIZE	AKS. KODU ACS. CODE
R50 V 31	A001964 (40x40x2 L)	30,0 mm	---
	A001964 (40x40x2 L)	30,0 mm	---



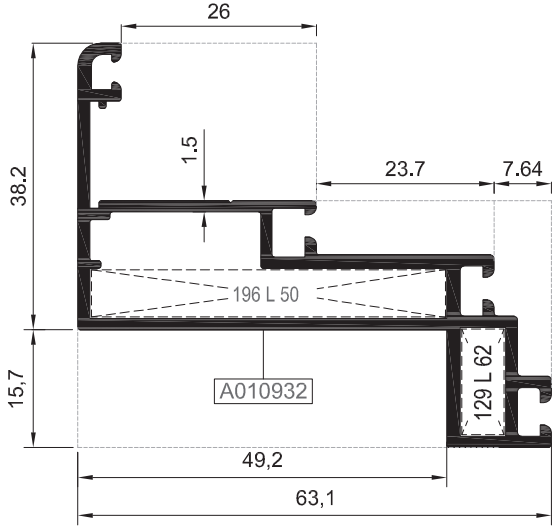
KASA PROFİLLERİ  
FRAME PROFILES

RT50

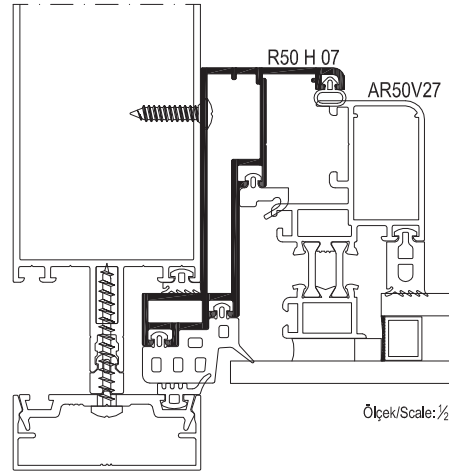
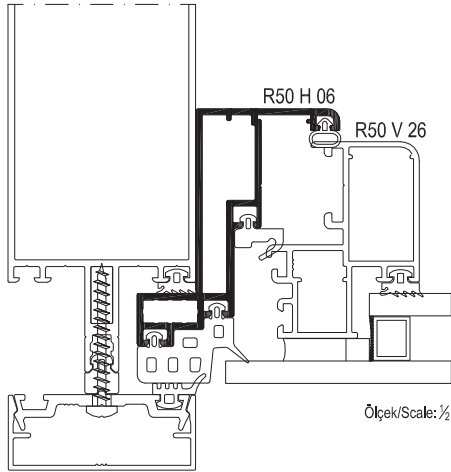
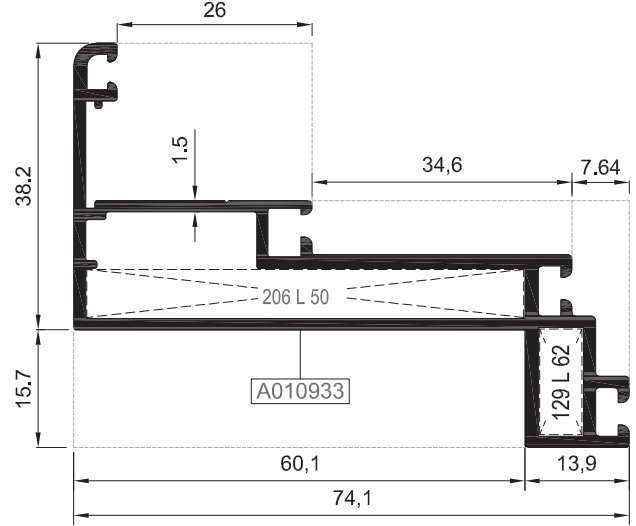
KOD / CODE	AĞIRLIK (kg/m) / WEIGHT	Jxx cm <sup>4</sup>	Jyy cm <sup>4</sup>	Wx cm <sup>3</sup>	Wy cm <sup>3</sup>	L m
R50 H 06	1,012	17,114	5,870			6
R50 H 07	1,110	26,073	5,939			6





R50 H 06



R50 H 07

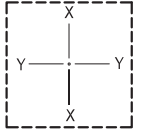


Nr		 L m	KESİM ÖLÇÜSÜ CUTTING SIZE	 AKS. KODU ACS. CODE
R50 H 06	A010932	25 L 50 (A010838)	47,2 mm	196 L 50
		25 L 62 (A002442)	5,7 mm	129 L 62
R50 H 07	A010933	25 L 50 (A010838)	58,2 mm	206 L 50
		25 L 62 (A002442)	5,7 mm	129 L 62

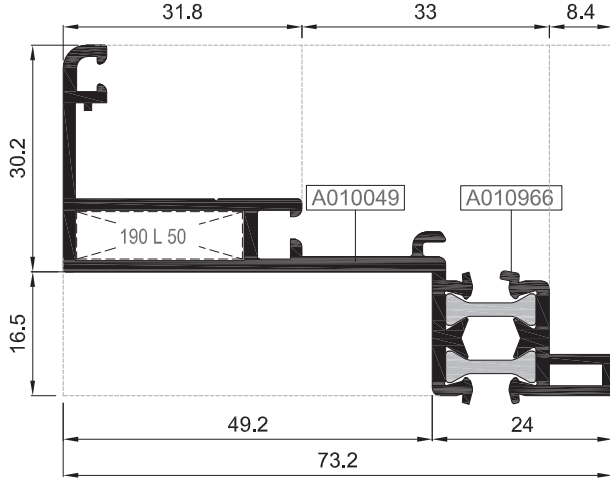
# KASA PROFİLLERİ FRAME PROFILES

# RT50

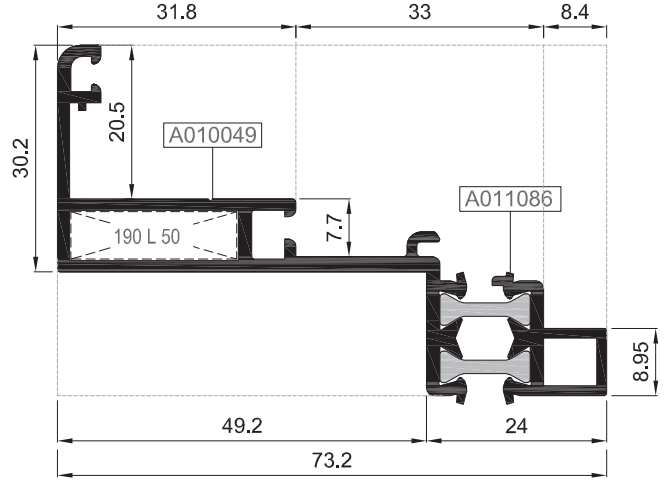
KOD / CODE	AĞIRLIK (kg/m) / WEIGHT	Jxx cm <sup>4</sup>	Jyy cm <sup>4</sup>	Wx cm <sup>3</sup>	Wy cm <sup>3</sup>	L m
AR50H09	1,024	14,837	4,391			6
AR50H11	1,036	15,343	4,371			6
AR50H15	1,008	14,374	4,065			6



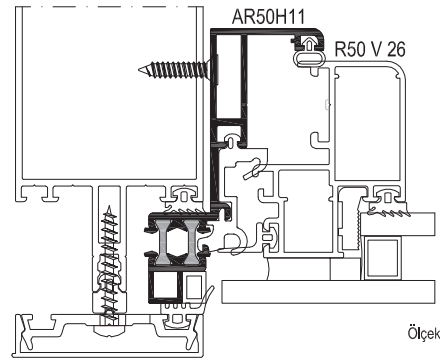
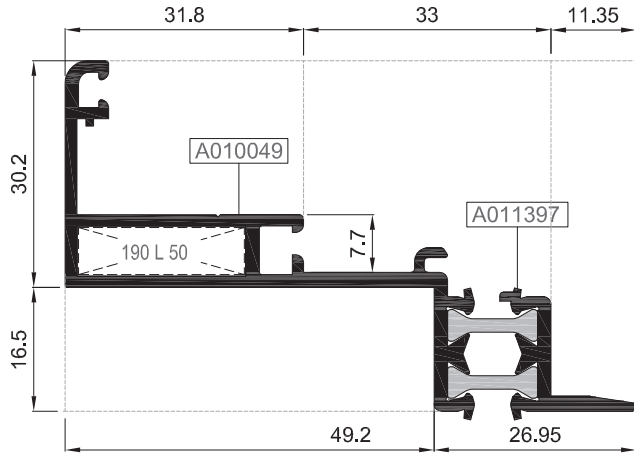
AR50H09



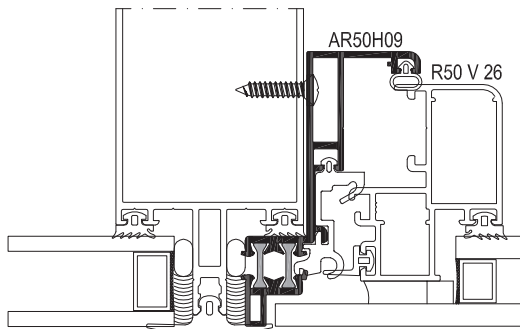
AR50H11



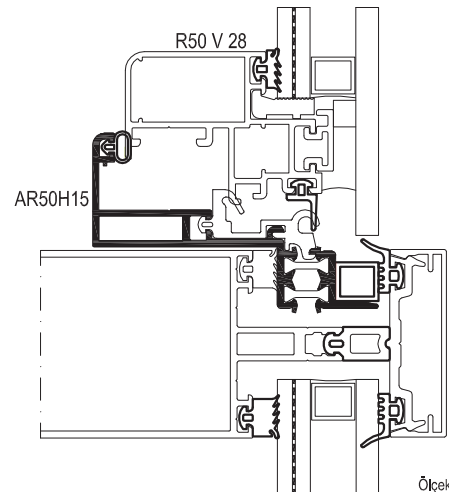
AR50H15




Ölçek/Scale: 1/2



Ölçek/Scale: 1/2



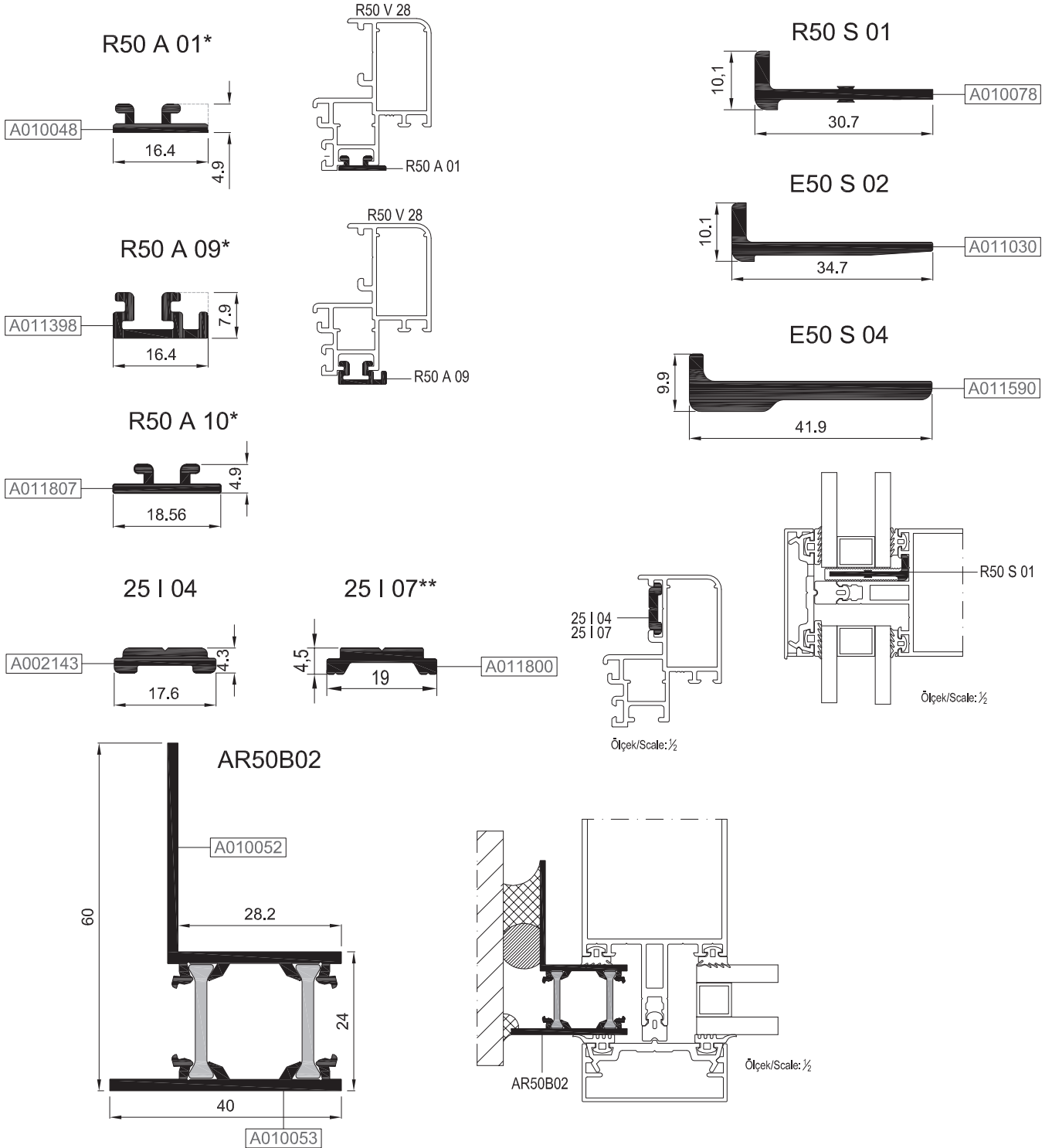
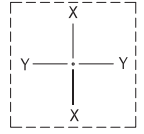
Ölçek/Scale: 1/2

Nr	 L m	KESİM ÖLÇÜSÜ CUTTING SIZE	AKS. KODU ACS. CODE
AR50H09	A010049 25 L 50 (A010838)	22,2 mm	190 L 50
AR50H11	A010049 25 L 50 (A010838)	22,2 mm	190 L 50
AR50H15	A010049 25 L 50 (A010838)	22,2 mm	190 L 50

# CAM YAPIŞTIRMA, TİJ, TAKOZ VE BAĞLANTI PROFİLLERİ SLIDING ROD, GLASS SUPPORT AND CONNECTION PROFILES

# RT50

KOD / CODE	AĞIRLIK (kg/m) / WEIGHT	L m	KOD / CODE	AĞIRLIK (kg/m) / WEIGHT	L m
R50 A 01	0,105	6	R50 S 01	0,207	6
R50 A 09	0,160	6	E50 S 02	0,252	6
R50 A 10	0,116	6	E50 S 04	0,470	6
25 I 04	0,153	6	AR50B02	0,824	6
25 I 07	0,143	6			



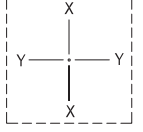
\*R50 A 01-R50 A 09-R50 A 10 KODLU PROFİLLER BONDING İŞLEMİNE UYGUN ÖZEL ELOKSALLI SİPARİŞ EDİLMELİDİR.  
THE PROFILES R50 A 01-R50 A 09-R50 A 10 MUST BE ORDERED WITH SPECIAL ANODIZED SUITABLE FOR BONDING PROCESS.

\*\*GİESSE KOL VE KİLİTLEME AKSESUARLARI SADECE 25 I 07 TİJ PROFİLİ İLE KULLANILMALIDIR.  
GİESSE HANDLE AND LOCKING ACCESSORIES SHOULD BE USED WITH ONLY 25 I 07 ROD PROFILE

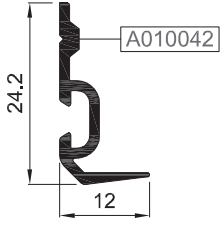
CAM TAŞIMA, TIRNAK VE TEK CAM ÇITA PROFİLLERİ  
GLASS SUPPORT , GLAZING BEAD PROFILES

# RT50

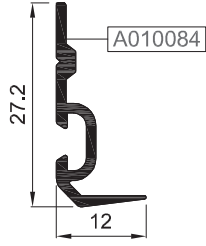
KOD / CODE	AĞIRLIK (kg/m) / WEIGHT	L m	KOD / CODE	AĞIRLIK (kg/m) / WEIGHT	L m
R50 R 01	0,158	6	R50 R 15	0,144	6
R50 R 02	0,169	6	R50 G 01	0,219	6
R50 R 03	0,111	6	R50 G 02	0,249	6
R50 R 04	0,181	6	R50 G 03	0,280	6
R50 R 05	0,166	6	R50 G 04	0,310	6
R50 R 06	0,154	6 </td <td>R50 G 05</td> <td>0,340</td> <td>6</td>	R50 G 05	0,340	6
R50 R 11	0,107	6	R50 G 06	0,136	6



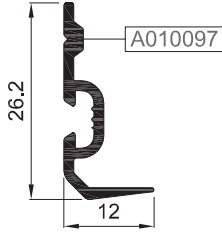
R50 R 01



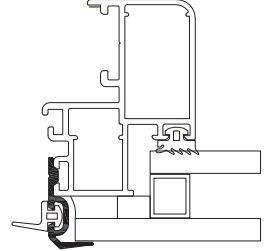
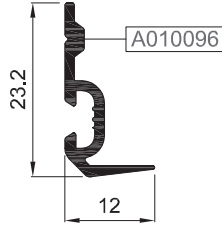
R50 R 02



R50 R 05



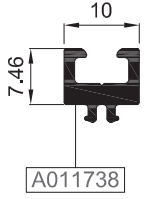
R50 R 06



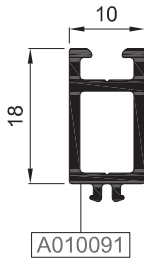
R50 R 01  
R50 R 02  
R50 R 05  
R50 R 06

Ölçek/Scale: ½

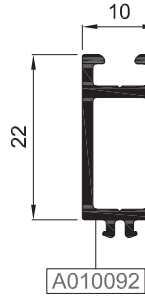
R50 G 06



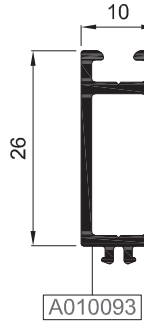
R50 G 01



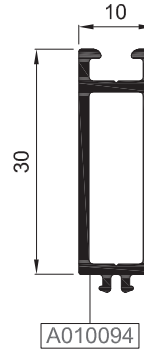
R50 G 02



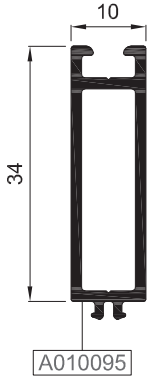
R50 G 03



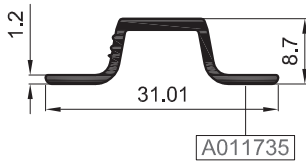
R50 G 04



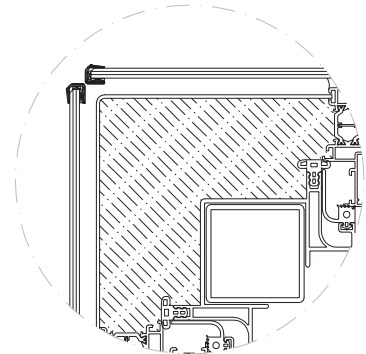
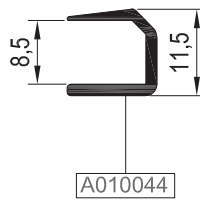
R50 G 05



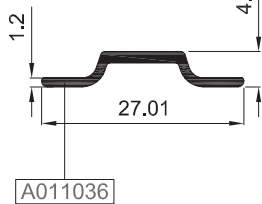
R50 R 15



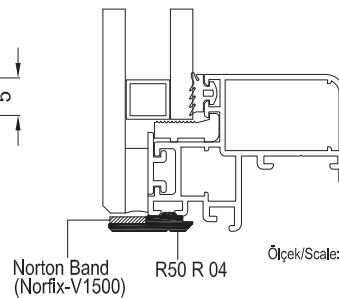
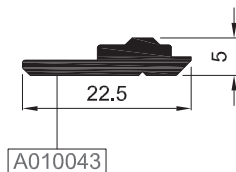
R50 R 03



R50 R 11



R50 R 04

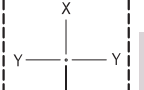


Norton Band  
(Norfix-V1500) R50 R 04

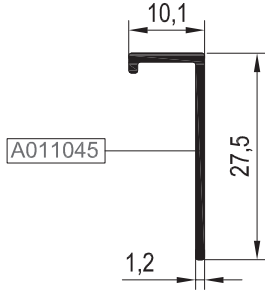
Ölçek/Scale: ½

DÜŞEY VE YATAY BAĞLANTI PROFİLLERİ  
MULLION AND TRANSOM CONNECTION PROFILES

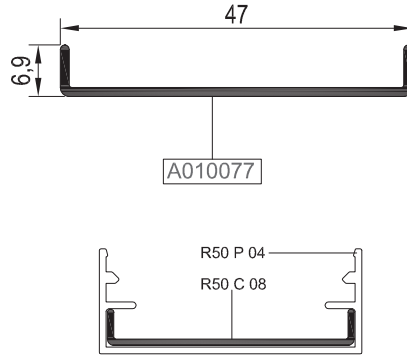
# RT50

KOD / CODE	AĞIRLIK (kg/m) / WEIGHT	Jxx cm4	Jyy cm4	Wx cm3	Wy cm3	L m
R50 C 17	0,133	6	R50 C 06	2,033	6	
R50 C 08	0,187	6	R50 C 10	1,715	6	
R50 C 16	7,104	6				

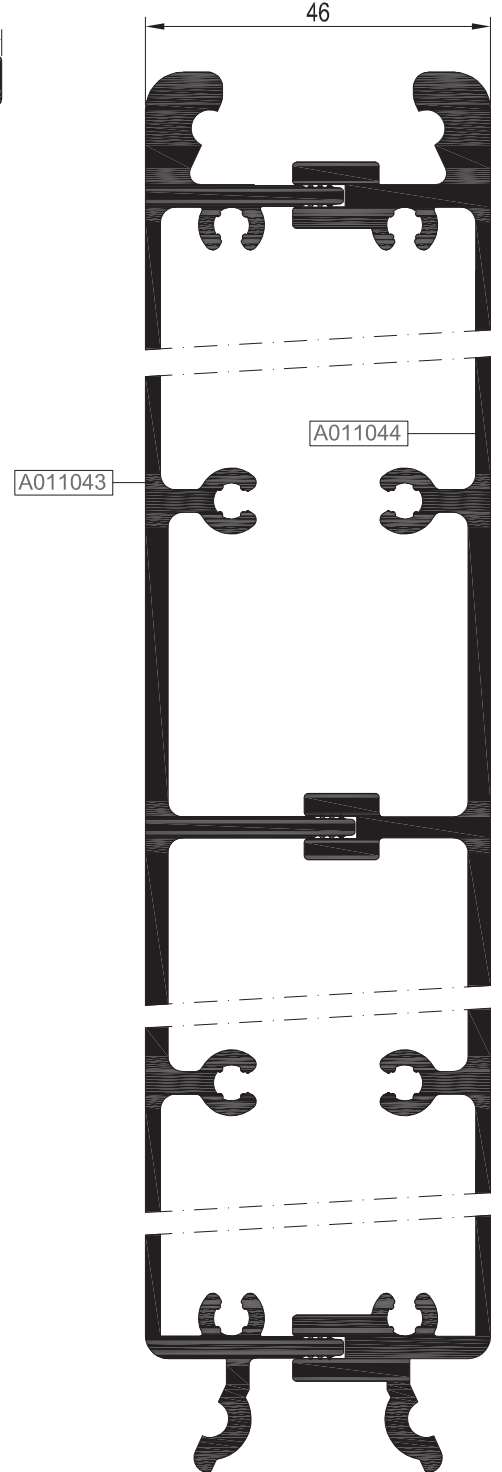
R50 C 17



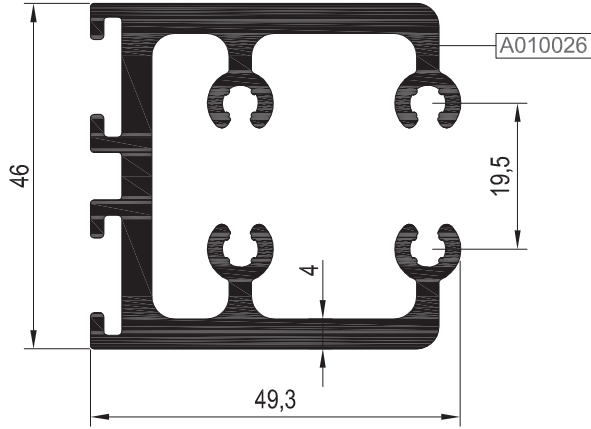
R50 C 08



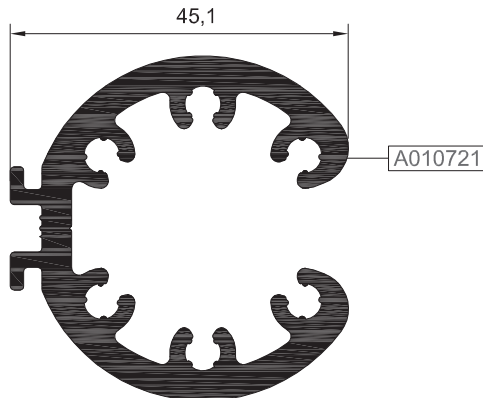
R50 C 16



R50 C 06



R50 C 10



01

02

03

04

05

06

## STOKTA BULUNAN SİSTEM PROFİLLERİNİN LİSTESİ (LIST OF SYSTEM PROFILES IN STOCK)

Nr			MIN. SİPARİŞ MİKTARI MIN. ORDER QUANTITY
AR50V27	A011283	75 kg	150 kg
	A010032	75 kg	
AR50H09	A010049	75 kg	150 kg
	A010966	75 kg	
R50 T 02	A010007		75 kg
R50 T 03	A010008		75 kg
R50 T 04	A010009		75 kg
R50 T 05	A010010		75 kg
R50 T 06	A010011		75 kg
R50 T 13	A010968		75 kg
R50 T 17	A011166		75 kg
R50 T 18	A011173		75 kg
R50 P 01	A02357A		75 kg
R50 P 03	A02359A		75 kg
R50 P 06	A02381A		75 kg
R50 P 15	A10054A		75 kg
R50 P 16	A10055A		75 kg
R50 P 32	A011137		75 kg
R50 R 04	A010043		75 kg
R50 S 01	A010078		75 kg
R50 V 26	A011278		75 kg
R50 V 28	A011366		75 kg
R50 H 06	A010932		75 kg
R50 A 01	A010048		75 kg
R50 C 06	A010026		75 kg
R50 C 16	A011043		75 kg
R50 E 12	A011280		75 kg

\* STOKTA BULUNMAYAN TÜM PROFİLLER İÇİN MİNİMUM SİPARİŞ MİKTARI 300 KG'DİR.  
MINIMUM ORDER QUANTITY FOR ALL THE PROFILES THAT ARE NOT IN STOCK IS 300 KG.

# MİMARİ KATALOG

## ARCHITECTURAL CATALOGUE

Alüminyum Kapı Pencere ve Giydirme Cephe Sistemleri  
Aluminium Window Doors and Facade Systems

# RT50

CAM TABLOLARI

GLASS TABLES

DÜŞEY VE YATAY BAĞLANTILAR

MULLION & TRANSOM CONNECTION PIECES

KÖŞE TAKOZLARI

CORNER CLEATS

01

02

03

04

05

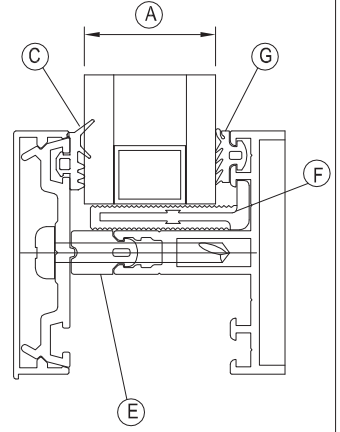
06

**CAM TABLOSU / KAPAKLI CEPHE**  
**GLASS TABLE / CURTAIN WALL WITH CAPE**

**RT50**

01

A	B	C	E	F	G
CAM GLASS	İÇ CAM FİTİLİ GLASS GASKET	DIŞ CAM FİTİLİ GLASS GASKET	ORTA FİTİL CENTRAL GASKET	CAM TAKOZU SUPPORTER	İÇ CAM FİTİLİ GLASS GASKET
18 mm.	01.02.21	01.11.12	01.05.01	R50 S 01	01.03.21
19 mm.	01.02.22	01.11.12	01.05.01	R50 S 01	01.03.22
20 mm.	01.02.23	01.11.12	01.05.01	R50 S 01	01.03.23
21 mm.	01.02.24	01.11.12	01.05.01	R50 S 01	01.03.24
22 mm.	01.02.25	01.11.12	01.05.01	R50 S 01	01.03.25
23 mm.	01.02.26	01.11.12	01.05.01	R50 S 01	01.03.26
24 mm.	01.02.27	01.11.12	01.05.01	R50 S 01	01.03.27
25 mm.	01.02.27	01.11.12	01.05.02	R50 S 01	01.03.27
26 mm.	01.02.27	01.11.12	01.05.03	R50 S 01	01.03.27
27 mm.	01.02.27	01.11.12	01.05.04	R50 S 01	01.03.27
28 mm.	01.02.27	01.11.12	01.05.05	R50 S 01	01.03.27
29 mm.	01.02.27	01.11.12	01.05.06	R50 S 01	01.03.27



02

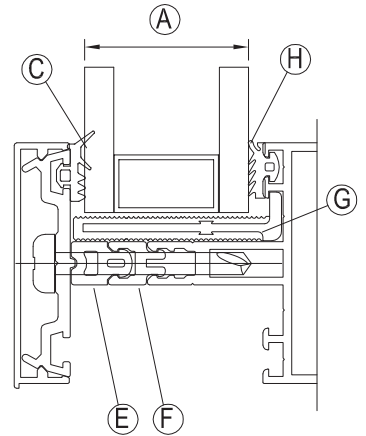
03

04

05

06

A	B	C	E	G	H	F
CAM GLASS	İÇ CAM FİTİLİ GLASS GASKET	DIŞ CAM FİTİLİ GLASS GASKET	ORTA FİTİL CENTRAL GASKET	CAM TAKOZU SUPPORTER	İÇ CAM FİTİLİ GLASS GASKET	PVC PROFİL PVC PROFILE
30 mm.	01.02.26	01.11.12	01.05.01	R50 S 01	01.03.26	02.01.01
31 mm.	01.02.27	01.11.12	01.05.01	R50 S 01	01.03.27	02.01.01
32 mm.	01.02.27	01.11.12	01.05.02	R50 S 01	01.03.27	02.01.01
33 mm.	01.02.27	01.11.12	01.05.03	R50 S 01	01.03.27	02.01.01
34 mm.	01.02.27	01.11.12	01.05.04	R50 S 01	01.03.27	02.01.01
35 mm.	01.02.27	01.11.12	01.05.05	R50 S 01	01.03.27	02.01.01
36 mm.	01.02.27	01.11.12	01.05.06	R50 S 01	01.03.27	02.01.01
37 mm.	01.02.27	01.11.12	01.05.02	R50 S 01	01.03.27	02.01.08
38 mm.	01.02.27	01.11.12	01.05.03	R50 S 01	01.03.27	02.01.08
39 mm.	01.02.27	01.11.12	01.05.04	R50 S 01	01.03.27	02.01.08
40 mm.	01.02.27	01.11.12	01.05.05	R50 S 01	01.03.27	02.01.08



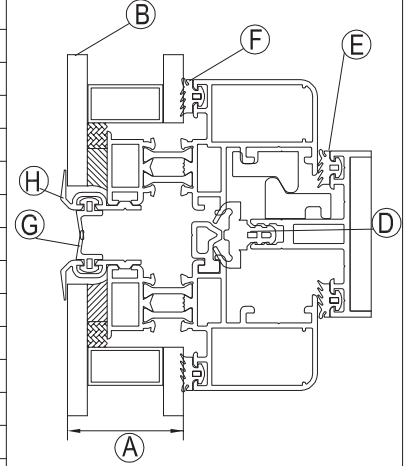


**CAM TABLOSU / SİLİKON CEPHE**  
**GLASS TABLE / CURTAIN WALL WITH STRUCTURAL CELLS**

**RT50**

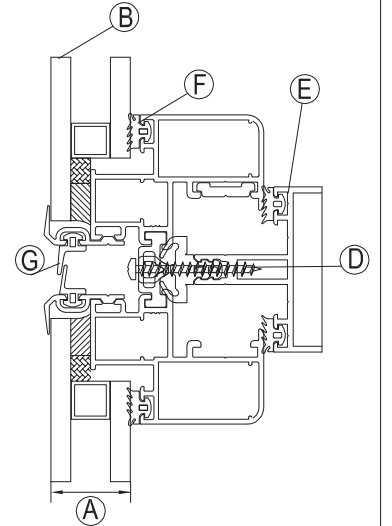
KULLANILAN PROFİL: R50 V 26 - R50 V 27

A	F (İÇ CAM FİTİLİ)			D	E	G
	B, DIŞ CAM KALINLIĞI GLASS THICKNESS (OUT)					
CAM GLASS	5 mm. R50 R 06	6 mm. R50 R 01	8 mm. R50 R 05	ORTA FİTİL CENTRAL GASKET	CAM FİTİLİ GLASS GASKET	TIRNAK FİTİLİ GASKET
21 mm.	01.02.21	—	—	01.07.01	01.03.27	01.08.03
22 mm.	01.02.22	01.02.21	—	01.07.01	01.03.27	01.08.03
23 mm.	01.02.23	01.02.22	—	01.07.01	01.03.27	01.08.03
24 mm.	—	01.02.23	01.02.21	01.07.01	01.03.27	01.08.03
25 mm.	01.02.25	—	01.02.22	01.07.01	01.03.27	01.08.03
26 mm.	01.02.26	01.02.25	01.02.23	01.07.01	01.03.27	01.08.03
27 mm.	01.02.27	01.02.26	—	01.07.01	01.03.27	01.08.03
28 mm.	—	01.02.27	01.02.25	01.07.01	01.03.27	01.08.03
29 mm.	01.03.22	—	01.02.26	01.07.01	01.03.27	01.08.03
30 mm.	01.03.23	01.03.22	01.02.27	01.07.01	01.03.27	01.08.03
31 mm.	01.03.24	01.03.23	—	01.07.01	01.03.27	01.08.03
32 mm.	—	01.03.24	01.03.22	01.07.01	01.03.27	01.08.03
33 mm.	01.03.26	01.03.25	01.03.23	01.07.01	01.03.27	01.08.03
34 mm.	01.03.27	01.03.26	01.03.24	01.07.01	01.03.27	01.08.03
35 mm.	—	01.03.27	—	01.07.01	01.03.27	01.08.03
36 mm.	—	—	01.03.26	01.07.01	01.03.27	01.08.03
37 mm.	—	—	01.03.27	01.07.01	01.03.27	01.08.03



KULLANILAN PROFİLLER: R50 V 26 - R50 V 28

A	F (İÇ CAM FİTİLİ)			D	E	G
	B, DIŞ CAM KALINLIĞI GLASS THICKNESS (OUT)					
CAM GLASS	5 mm. R50 R 06	6 mm. R50 R 01	8 mm. R50 R 05	ORTA FİTİL CENTRAL GASKET	CAM FİTİLİ GLASS GASKET	TIRNAK FİTİLİ GASKET
18 mm.	01.03.22	01.03.21	01.02.26	01.07.01	01.03.27	01.08.03
19 mm.	01.03.23	01.03.22	01.02.27	01.07.01	01.03.27	01.08.03
20 mm.	01.03.24	01.03.23	01.03.21	01.07.01	01.03.27	01.08.03
21 mm.	01.03.25	01.03.24	01.03.22	01.07.01	01.03.27	01.08.03
22 mm.	01.03.26	01.03.25	01.03.23	01.07.01	01.03.27	01.08.03
23 mm.	01.03.27	01.03.26	01.03.24	01.07.01	01.03.27	01.08.03
24 mm.	—	01.03.27	01.03.25	01.07.01	01.03.27	01.08.03
25 mm.	—	—	01.03.26	01.07.01	01.03.27	01.08.03
26 mm.	—	—	01.03.27	01.07.01	01.03.27	01.08.03



01

PROFİL KODU (PROFILE CODE)	25 L 15	25 L 35	25 L 38	25 L 50
FABRİKA KODU (FACTORY CODE)	A002060	A010076	A002074	A010838
AĞIRLIK (WEIGHT)	5,167 kg/m	4,192 kg/m	4,854 kg/m	1,748 kg/m
ÇİZİM (DRAWING)				

02

PROFİL KODU (PROFILE CODE)	25 L 61	25 L 62	25 L 69	
FABRİKA KODU (FACTORY CODE)	A001034	A002442	A011097	
AĞIRLIK (WEIGHT)	3,759 kg/m	4,249 kg/m	3,824 kg/m	
ÇİZİM (DRAWING)				

03

04

Nr			KESİM ÖLÇÜSÜ CUTTING SIZE	
R50 V 22	A011088	25 L 15 (A002060)	45,9 mm	204 L 15
		25 L 61 (A001034)	5,9 mm	128 L 61
R50 V 26	A011278	25 L 38 (A002074)	27,0 mm	157 L 38
		25 L 35 (A010076)	13,8 mm	239 L 35
AR50V27	A011283	25 L 38 (A002074)	27,0 mm	157 L 38
	A010032	25 L 35 (A010076)	7,8 mm	140 L 35
R50 V 28	A011366	25 L 38 (A002074)	27,0 mm	157 L 38
		25 L 61 (A001034)	5,9 mm	128 L 61
AR50V32	A011628	25 L 69 (A011097)	6,8 mm	275 L 69
	A010032	25 L 35 (A010076)	7,8 mm	140 L 35
AR50V34	A011283	25 L 38 (A002074)	27,0 mm	157 L 38
	A011806	25 L 69 (A011097)	5,7 mm	129 L 69
AR50V35	A011628	25 L 69 (A011097)	6,8 mm	275 L 69
	A011806	25 L 69 (A011097)	5,7 mm	129 L 69
R50 H 06	A010932	25 L 50 (A010838)	47,2 mm	196 L 50
		25 L 62 (A002442)	5,7 mm	129 L 62
R50 H 07	A010933	25 L 50 (A010838)	58,2 mm	206 L 50
		25 L 62 (A002442)	5,7 mm	129 L 62
R50 H 09	A010049	25 L 50 (A010838)	22,2 mm	190 L 50
R50 H 11	A010049	25 L 50 (A010838)	22,2 mm	190 L 50
R50 H 12	A011087	25 L 50 (A010838)	66,2 mm	220 L 50
		25 L 62 (A002442)	5,7 mm	129 L 62

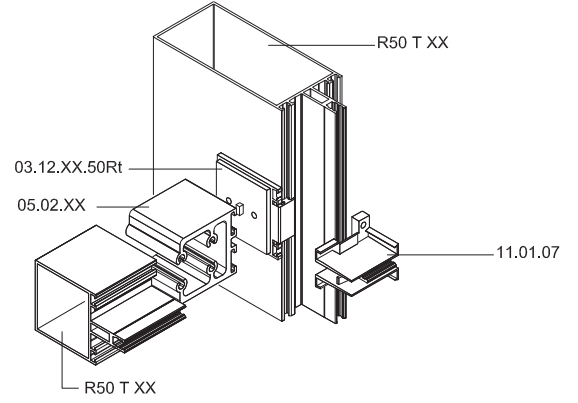
05







06






# YATAY BAĞLANTILAR TRANSOM CONNECTION PIECES

# RT50

ÇİZİM DRAWING	AKSESUAR KODU ACCESSORY CODE	PROFİL PROFILE	KESİM ÖLÇÜSÜ CUTTING SIZE
	05.02.01	R50 T 01	L=20,7 mm
	05.02.02	R50 T 02 R50 T 13	L=41,9 mm
	05.02.03	R50 T 03	L=51,9 mm
	05.02.04	R50 T 04 R50 T 18	L=77,8 mm
	05.02.05	R50 T 05	L=97,8 mm
	05.02.06	R50 T 06	L=115,8 mm



ÇİZİM DRAWING	AKSESUAR KODU ACCESSORY CODE	PROFİL PROFILE	MALZEME MATERIAL
	03.12.01.50Rt	R50 T 01	EPDM
	03.12.02.50Rt	R50 T 02 R50 T 13	EPDM
	03.12.03.50Rt	R50 T 03	EPDM
	03.12.04.50Rt	R50 T 04 R50 T 18	EPDM
	03.12.05.50Rt	R50 T 05	EPDM
	03.12.06.50Rt	R50 T 06	EPDM

ÇİZİM DRAWING	AKSESUAR KODU ACCESSORY CODE	PROFİL PROFILE	MALZEME MATERIAL
	04.18.02	R50 T 02 R50 T 13	PVC
	04.18.03	R50 T 03	PVC
	04.18.04	R50 T 04 R50 T 18	PVC
	04.18.05	R50 T 05	PVC
	04.18.06	R50 T 06	PVC

\*KANAT OLAN BÖLÜMLERDE VE DİKME -KAYIT HEMYÜZ OLDUĞUNDA EPDM CONTA KULLANILMALIDIR.  
EPDM PLUG SHOULD BE USED IN THE PARTS WITH VENTS.

01

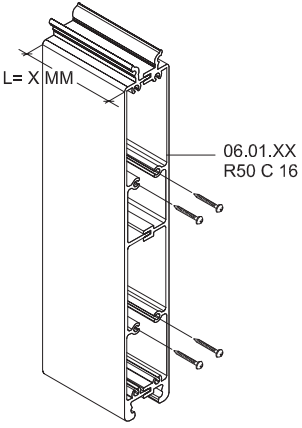
02

03

04

05

06

ÇİZİM DRAWING	AKSESUAR KODU ACCESSORY CODE	PROFİL PROFILE	KESİM ÖLÇÜSÜ CUTTING SIZE
	06.01.13	R50 T 04	L=77,7 mm
	06.01.14	R50 T 05	L=97,7 mm
	06.01.15	R50 T 06	L=115,7 mm
	06.01.18	R50 T 17	L=137,7 mm
	06.01.24	R50 T 13	L=41,7 mm

01

02

03

04

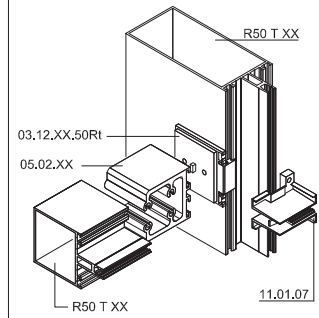

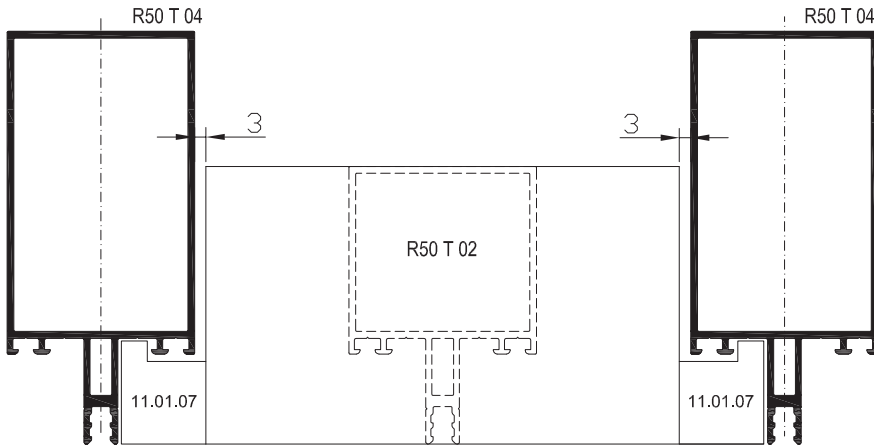
05

06

# YATAY KAYIT KESİM ÖLÇÜLERİ TRANSOM CONNECTION PIECES FOR ANGLE

# RT50

YATAY KAYIT KESİM ÖLÇÜLERİ ( R50 C 06 İLE )  
TRANSOM CUTTING DIMENSIONS ( WITH R50 C 06 )



01

02

03

04

05

06



# MİMARİ KATALOG

## ARCHITECTURAL CATALOGUE

Alüminyum Kapı Pencere ve Giydirme Cephe Sistemleri  
Aluminium Window Doors and Facade Systems

# RT50

DETAYLAR

DETAILS

KAPAKLI CEPHE SİSTEMİ

COVER CAP SYSTEM

01

02

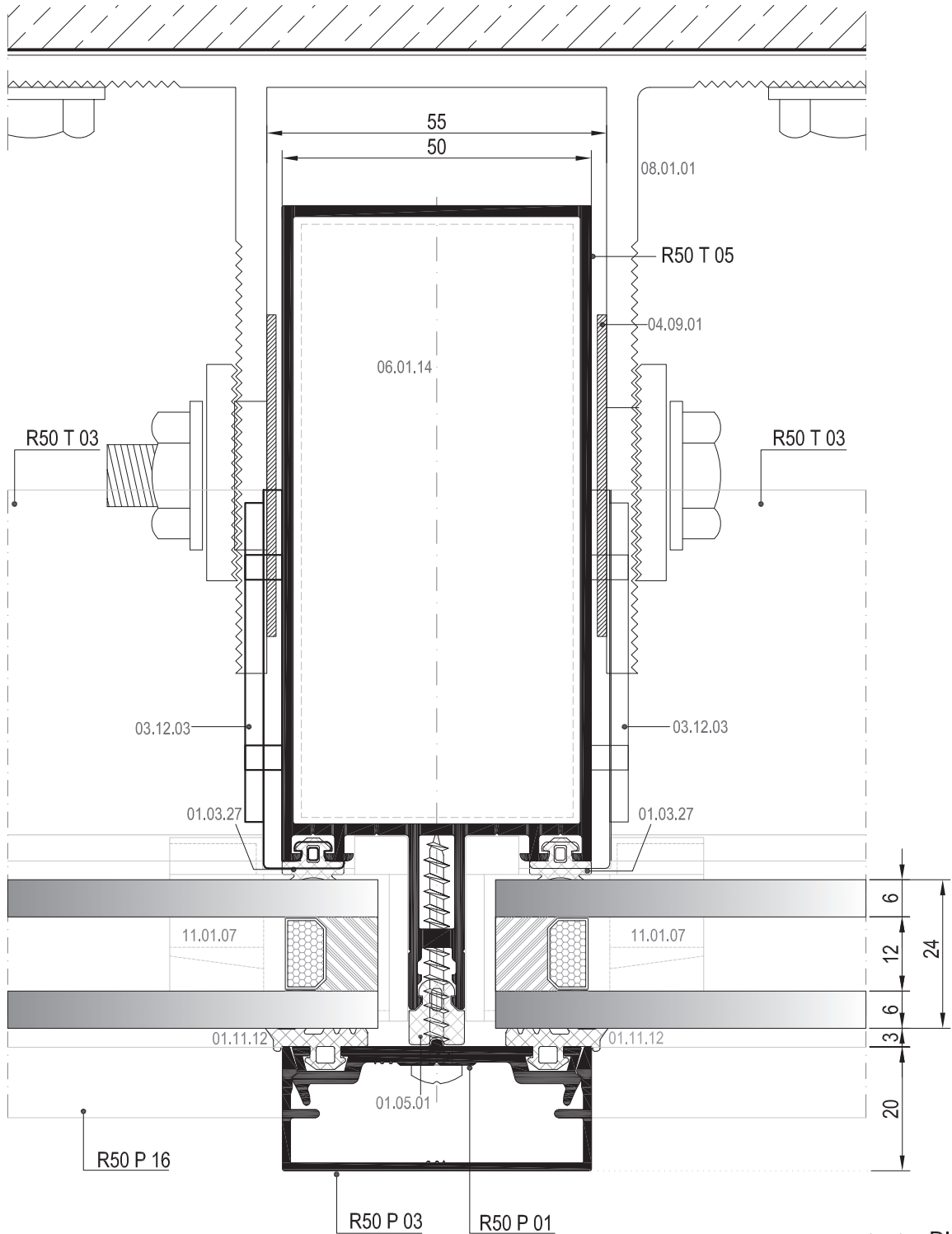
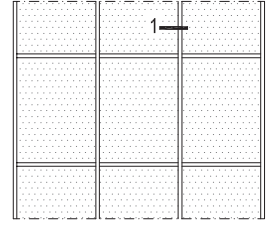
03

04

05

06

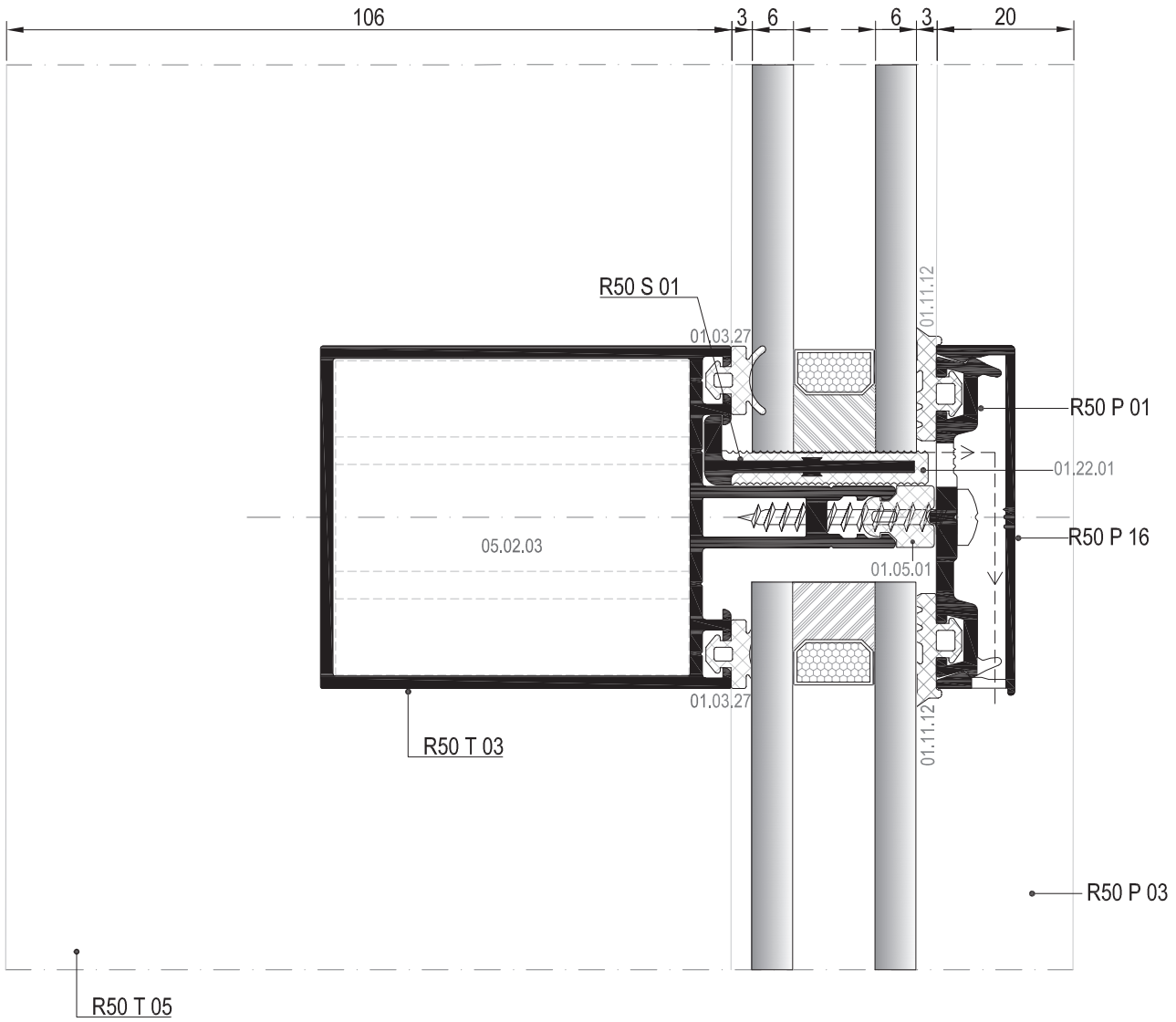
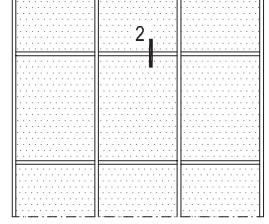
KAPAKLI CEPHE DÜŞEY DETAYI  
CURTAIN WALL VERTICAL DETAIL



① DETAYI  
DETAIL



KAPAKLI CEPHE YATAY DETAYI  
CURTAIN WALL HORIZONTAL DETAIL



01

02

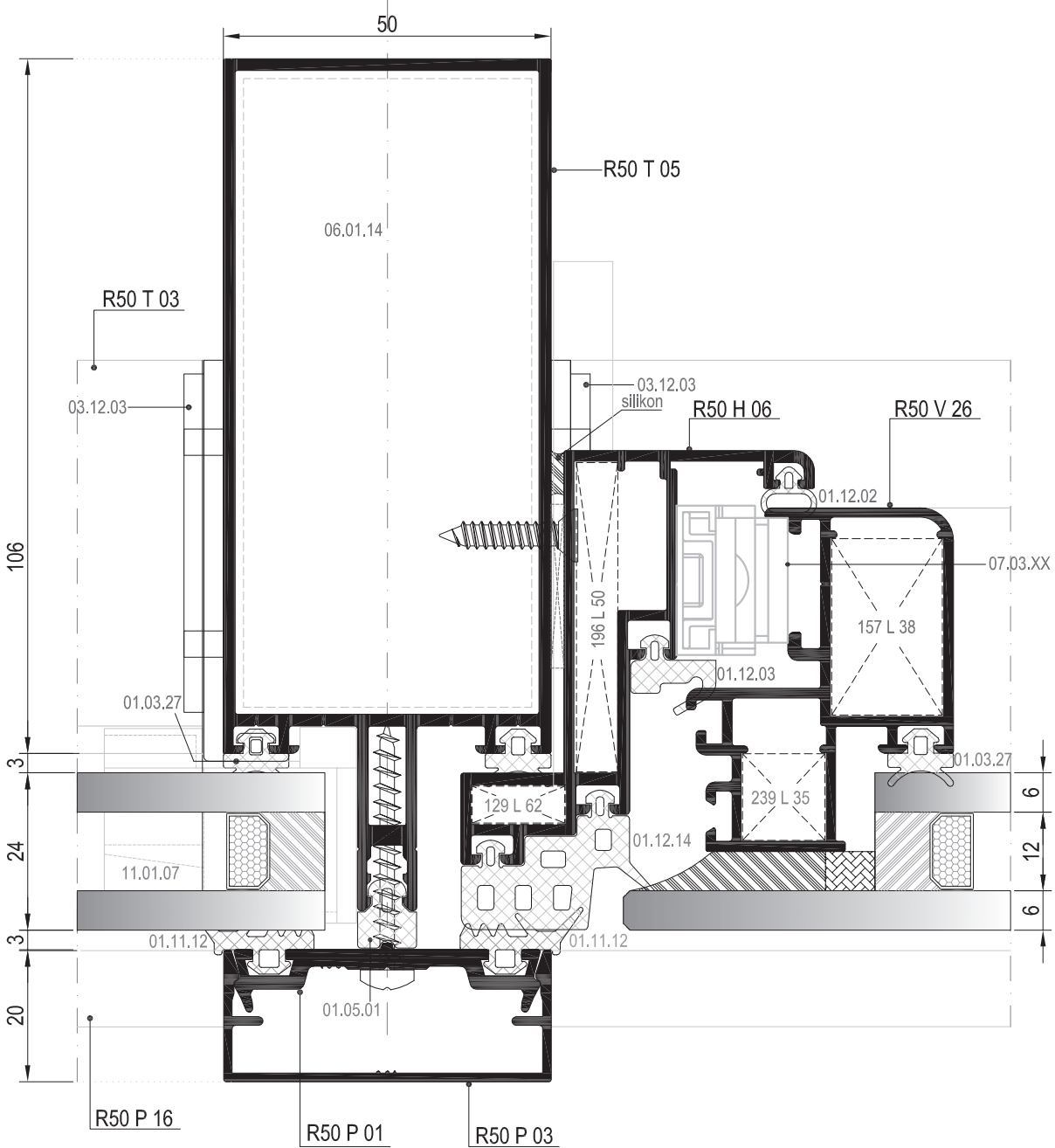
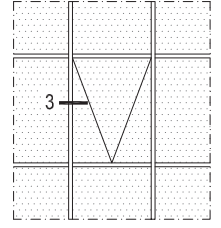
03

04

05

06

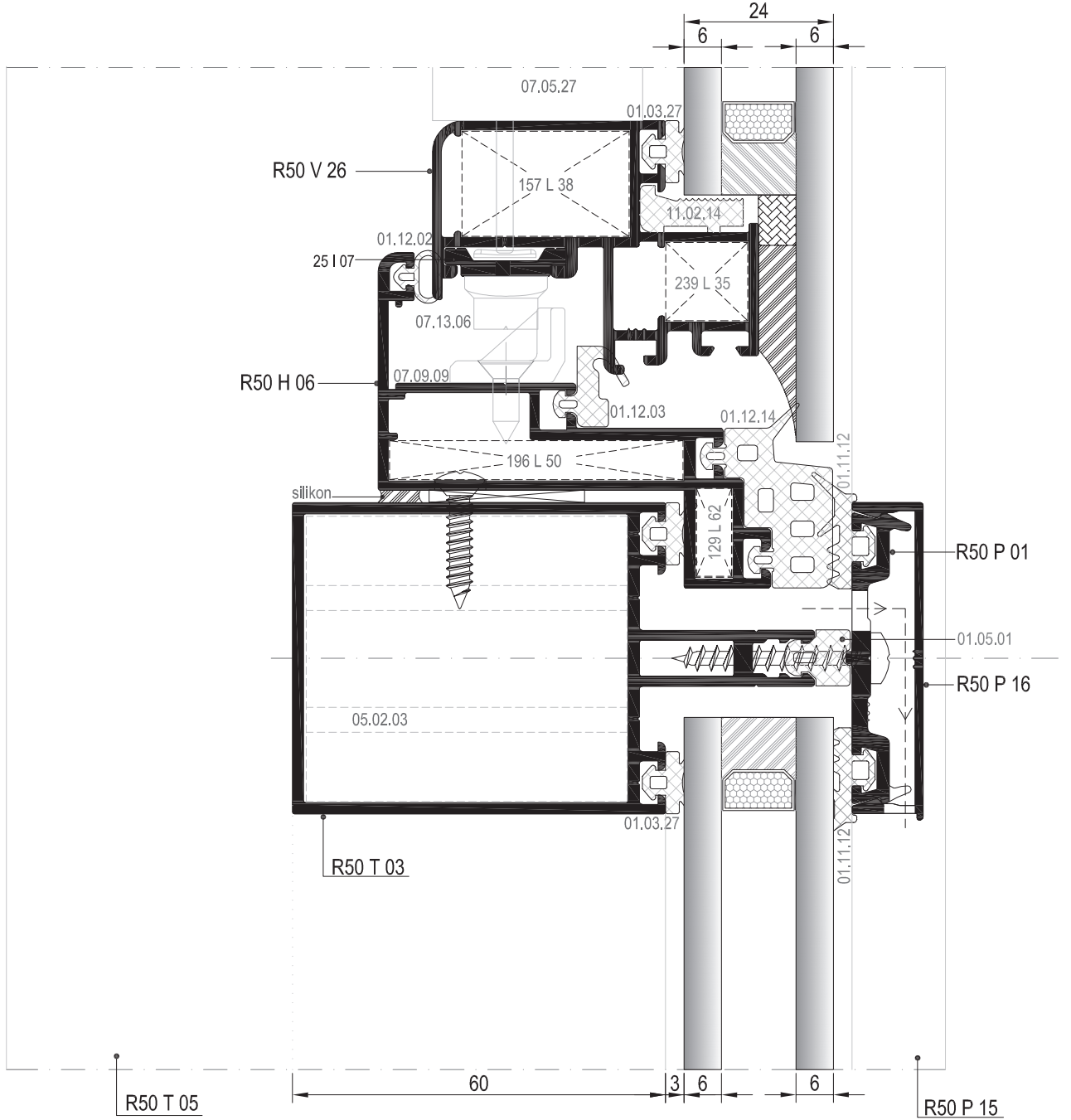
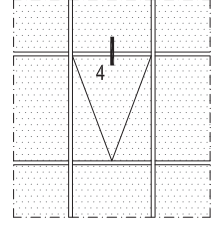
KAPAKLI CEPHE İÇİNDE GİZLİ KANAT DETAYI  
DETAIL OF HIDDEN VENT IN CURTAIN WALL



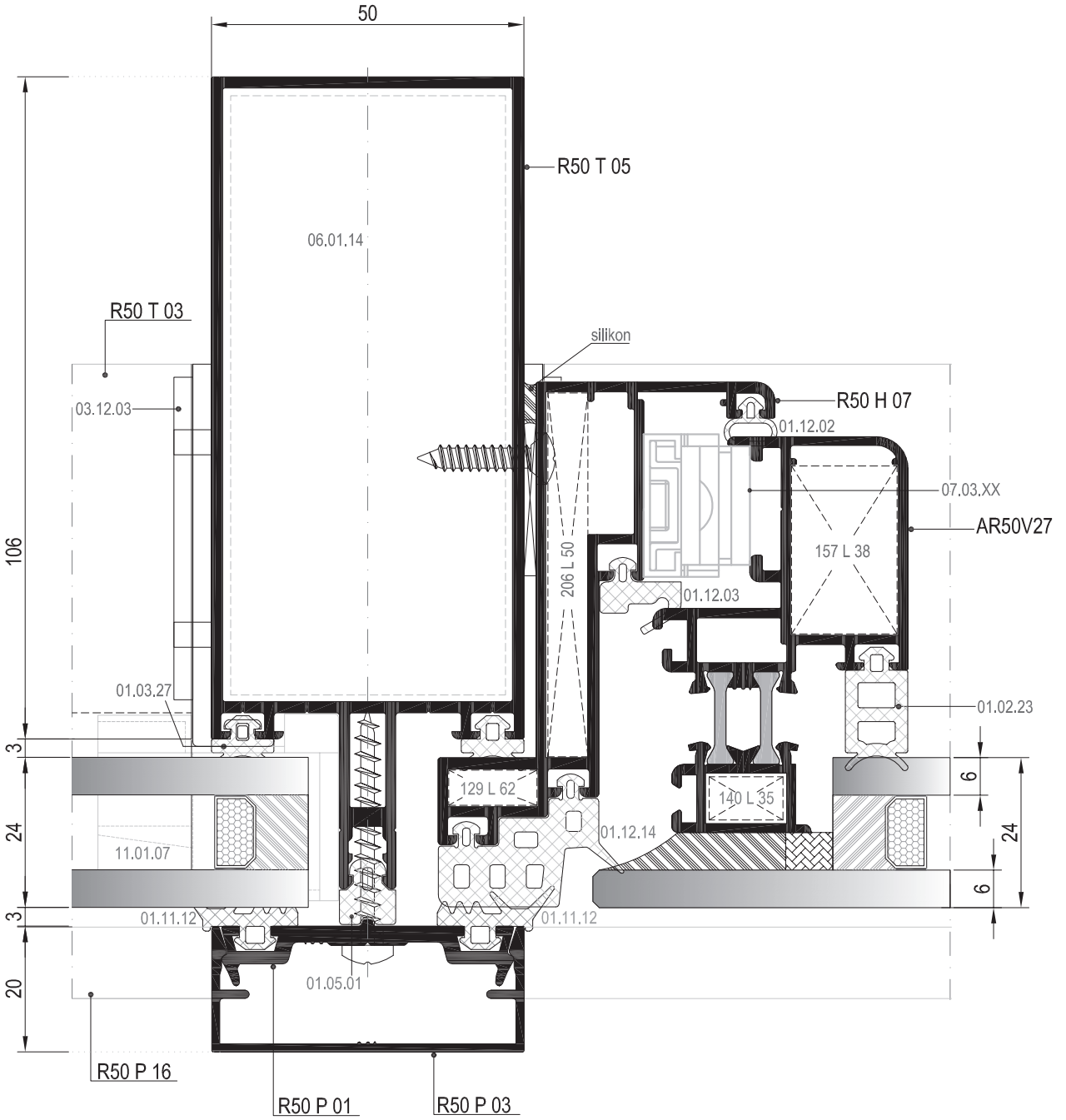
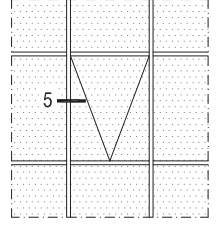
③ DETAYI  
DETAIL

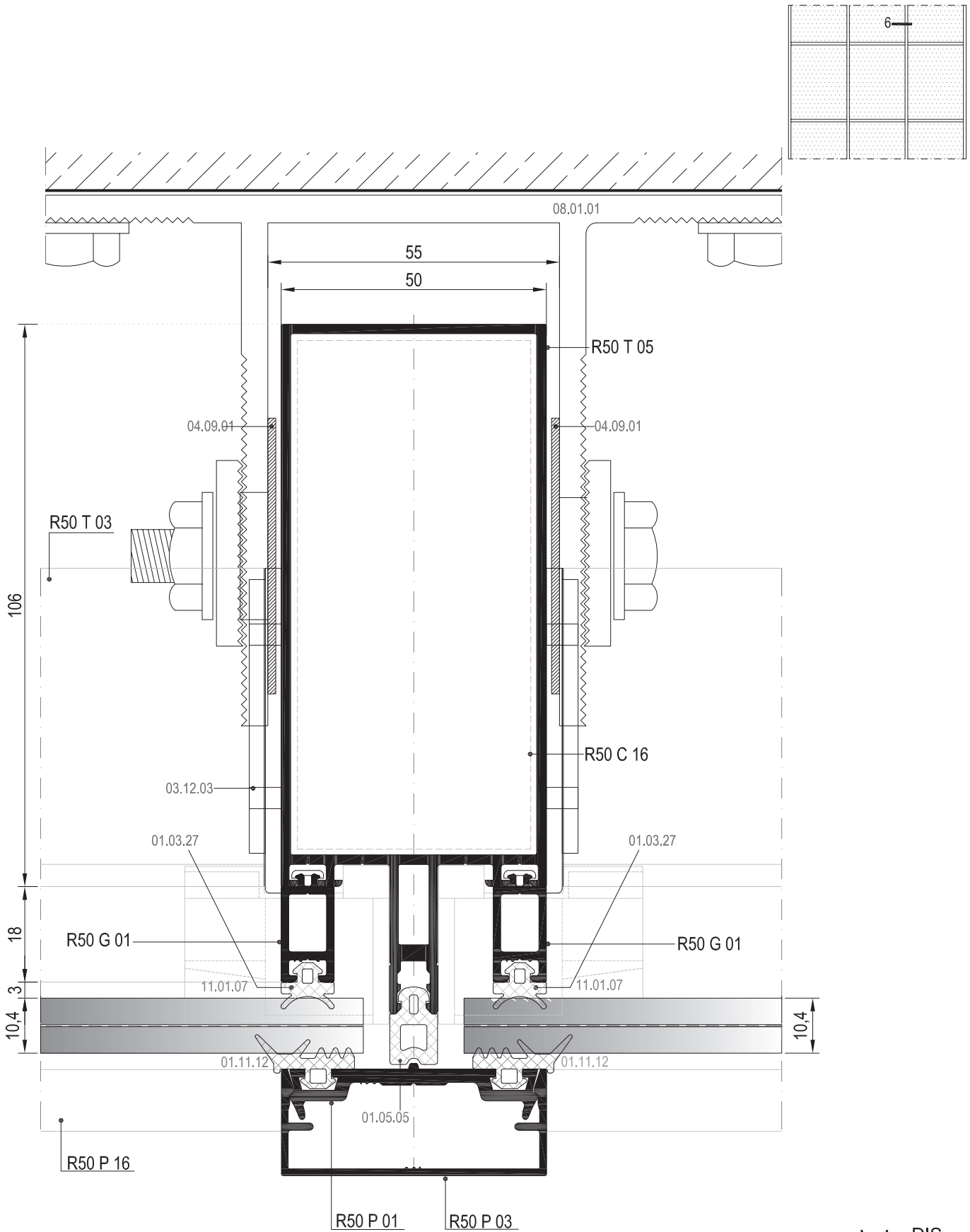
DIŞ  
(OUTSIDE)

KAPAKLI CEPHE İÇİNDE GİZLİ KANAT DETAYI  
DETAIL OF HIDDEN VENT IN CURTAIN WALL



KAPAKLI CEPHE İÇİNDE GİZLİ KANAT DETAYI  
DETAIL OF HIDDEN VENT IN CURTAIN WALL





⑥ DETAYI  
DETAIL

DIŞ  
(OUTSIDE)



# MİMARİ KATALOG

## ARCHITECTURAL CATALOGUE

Alüminyum Kapı Pencere ve Giydirme Cephe Sistemleri  
Aluminium Window Doors and Facade Systems

# RT50

DETAYLAR

DETAILS

SİLİKON CEPHE SİSTEMİ

STRUCTURAL GLAZING SYSTEM

01

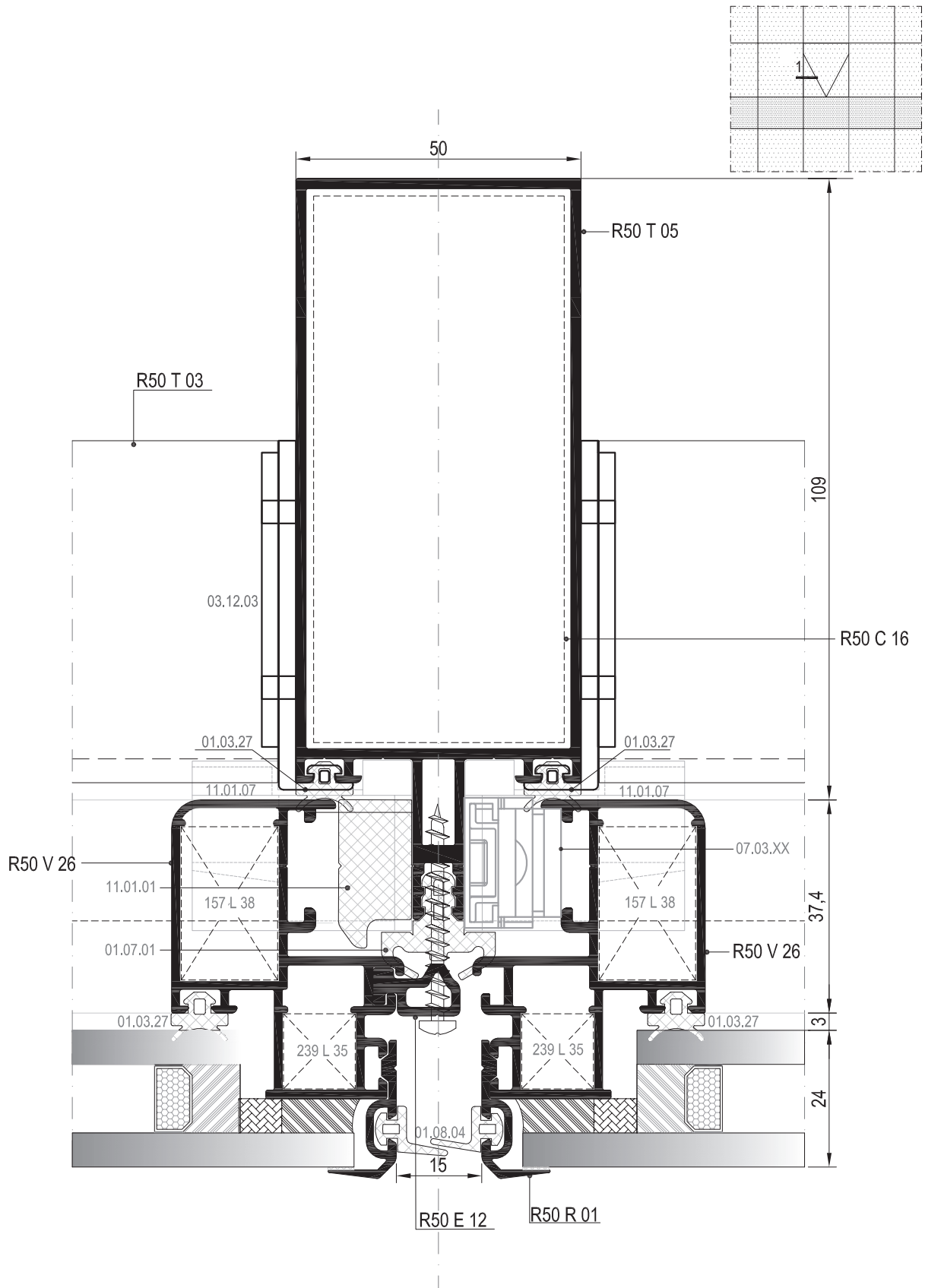
02

03

04

05

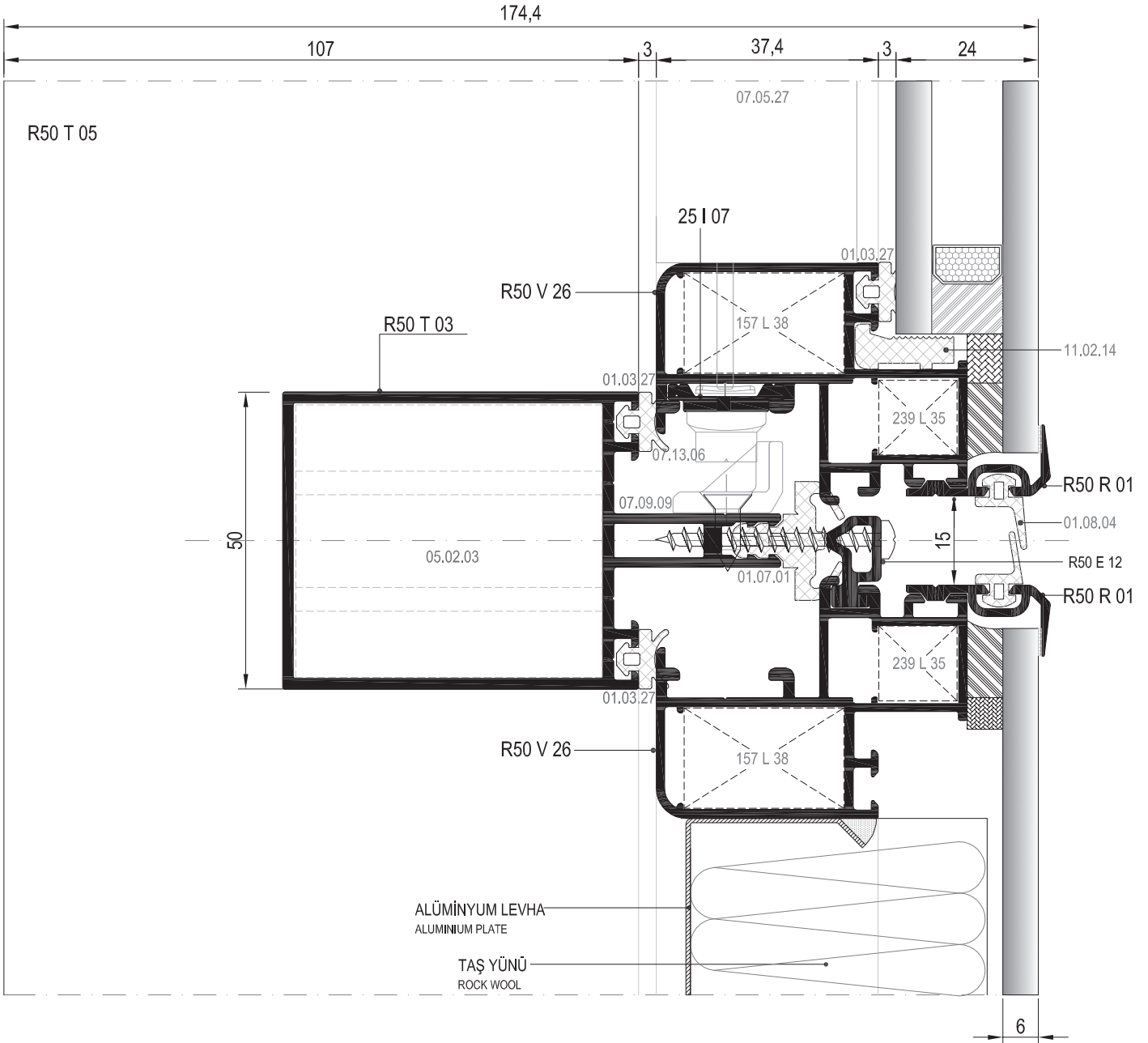
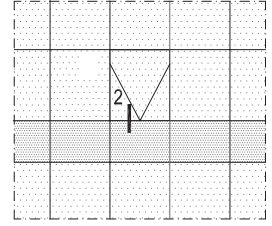
06



DIŞ  
(OUTSIDE)

① DETAYI  
DETAIL





01

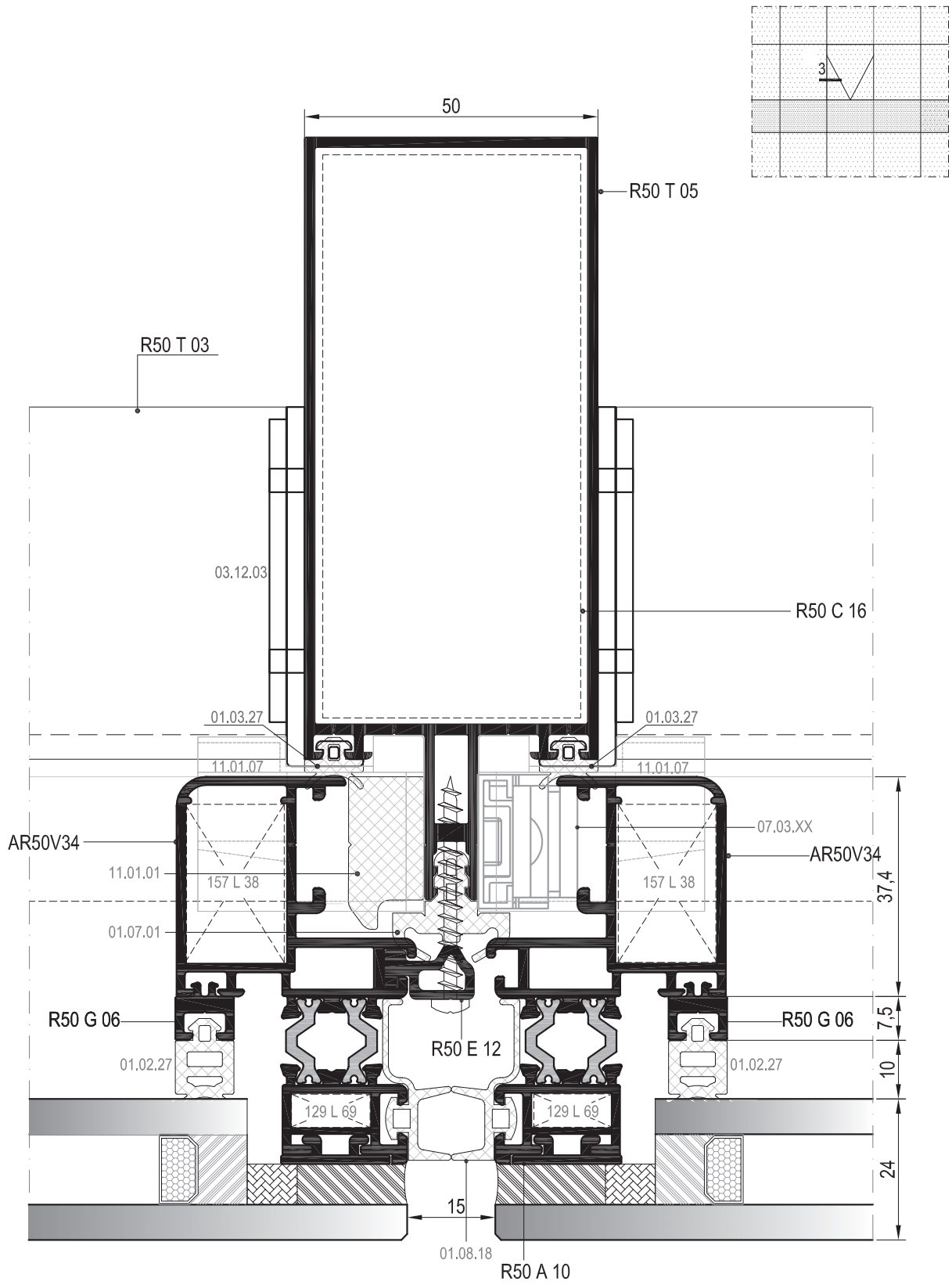
02

03

04

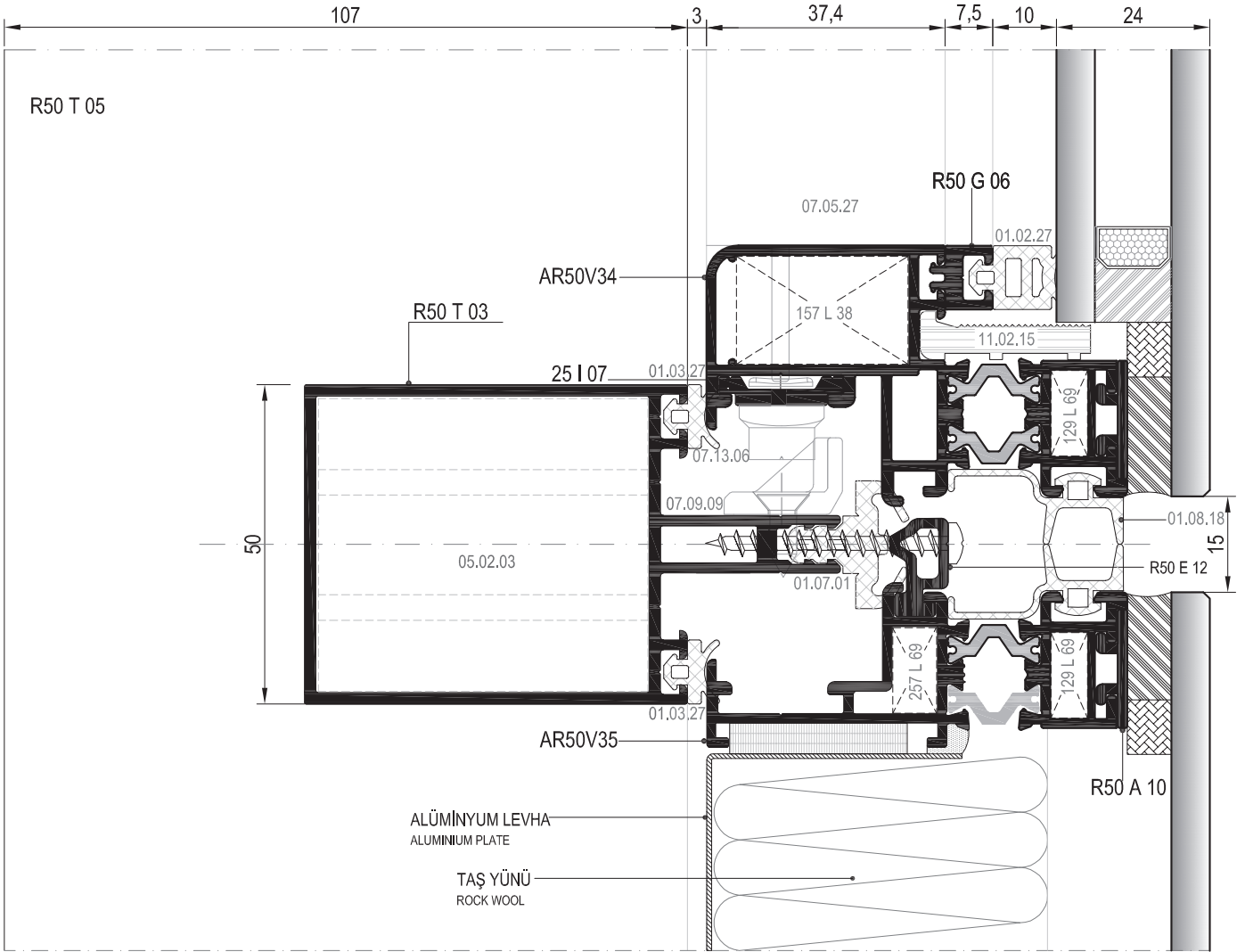
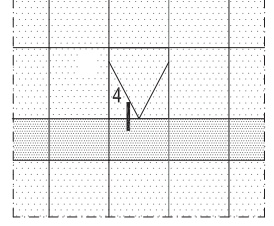
05

06



③ DETAYI  
DETAIL

DIŞ  
(OUTSIDE)





# MİMARİ KATALOG

## ARCHITECTURAL CATALOGUE

Alüminyum Kapı Pencere ve Giydirme Cephe Sistemleri  
Aluminium Window Doors and Facade Systems

# RT50

DETAYLAR

DETAILS

YARI KAPAKLI CEPHE SİSTEMİ

SEMI-STRUCTURAL SYSTEM

01

02

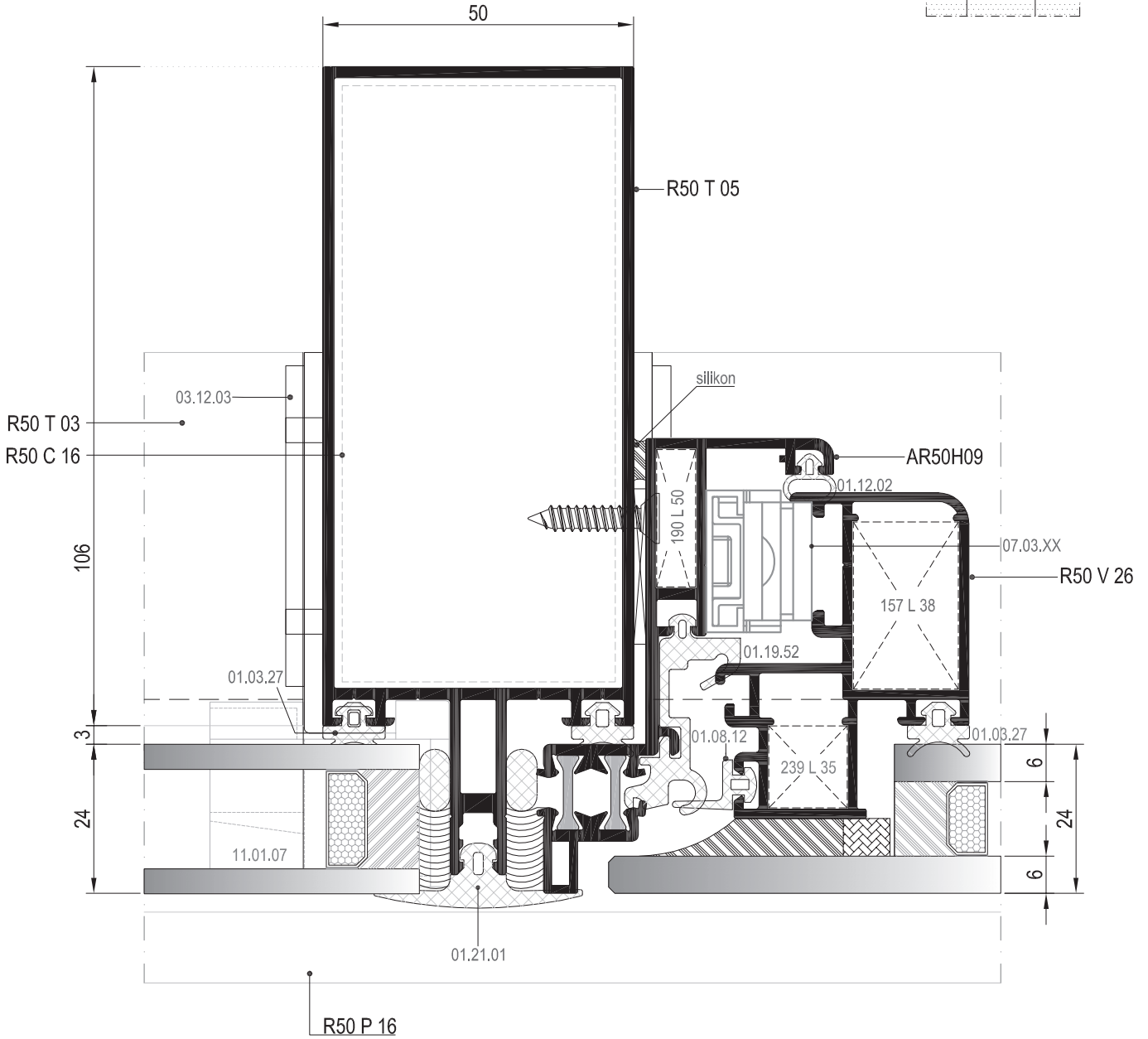
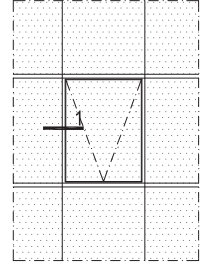
03

04

05

06

DÜŞEY SİLİKON YATAY KAPAKLI SİSTEM DÜŞEY DETAYI  
TWO SIDE VERTICAL DETAIL

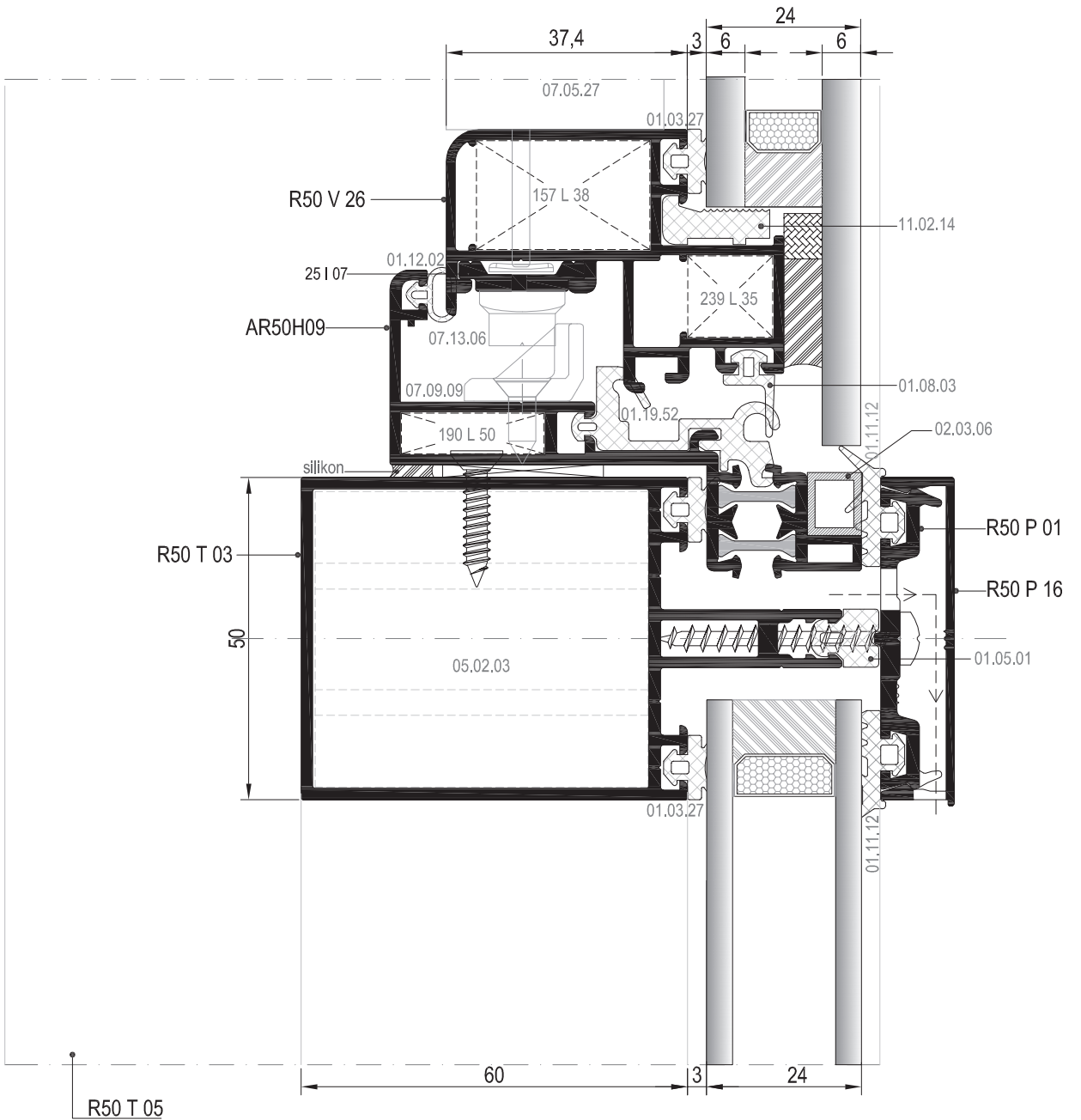
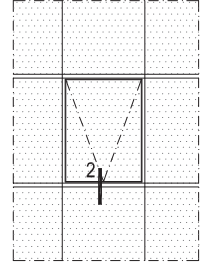


\*\*YATAY PROFİL AKS ARALIĞI 1 M'DEN AZ OLMALIDIR.  
AXLE DIMENSIONS MUST BE LESS THAN 1 M.

① DETAYI  
DETAIL

DIŞ  
(OUTSIDE)

DÜŞEY SİLİKON YATAY KAPAKLI SİSTEM YATAY DETAYI  
TWO SIDE HORIZONTAL DETAIL



01

02

03

04

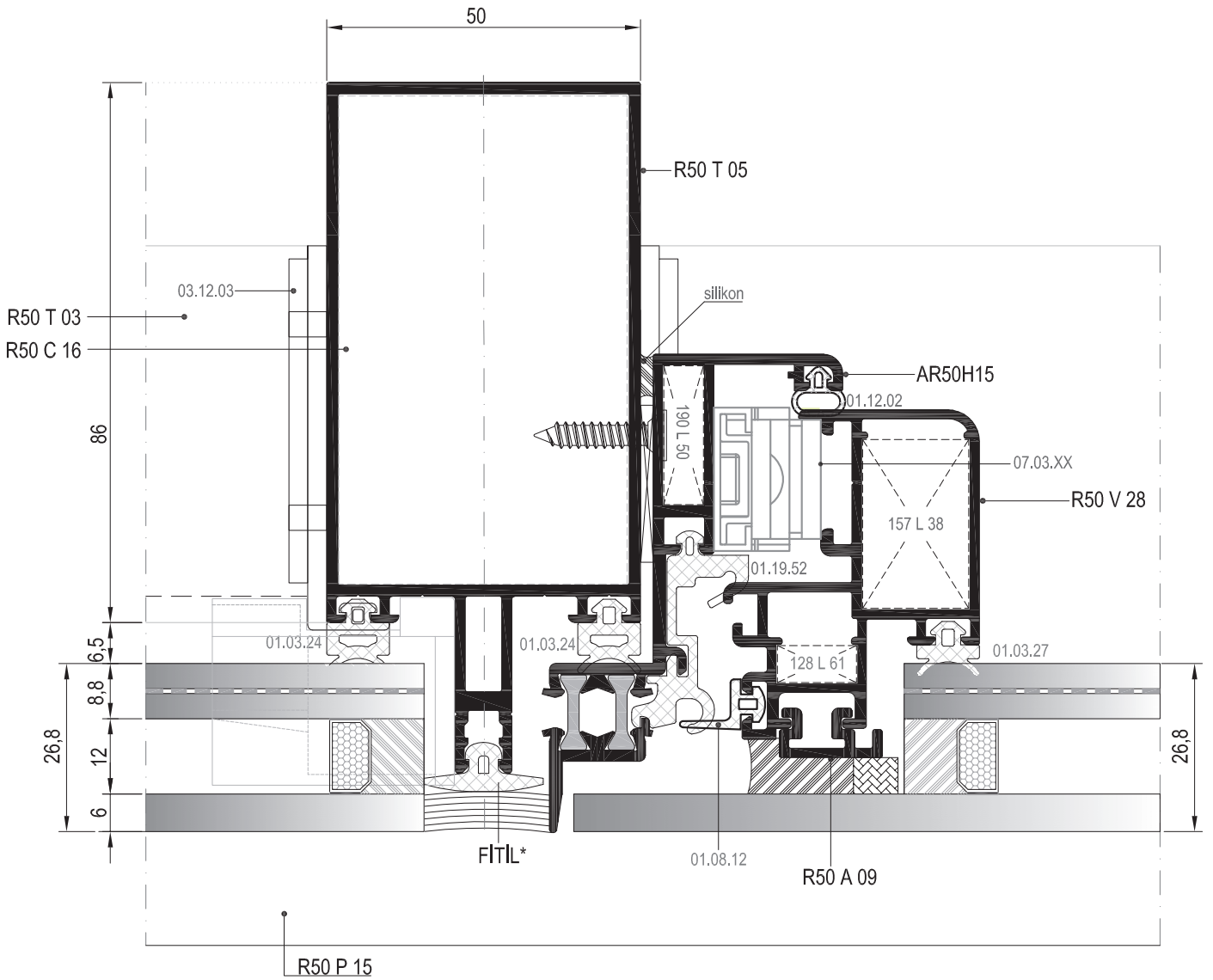
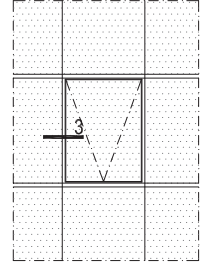
05

06

② DETAYI  
DETAIL

DIŞ  
(OUTSIDE) ➔

DÜŞEY SİLİKON YATAY KAPAKLI SİSTEM DÜŞEY DETAYI  
TWO SIDE VERTICAL DETAIL



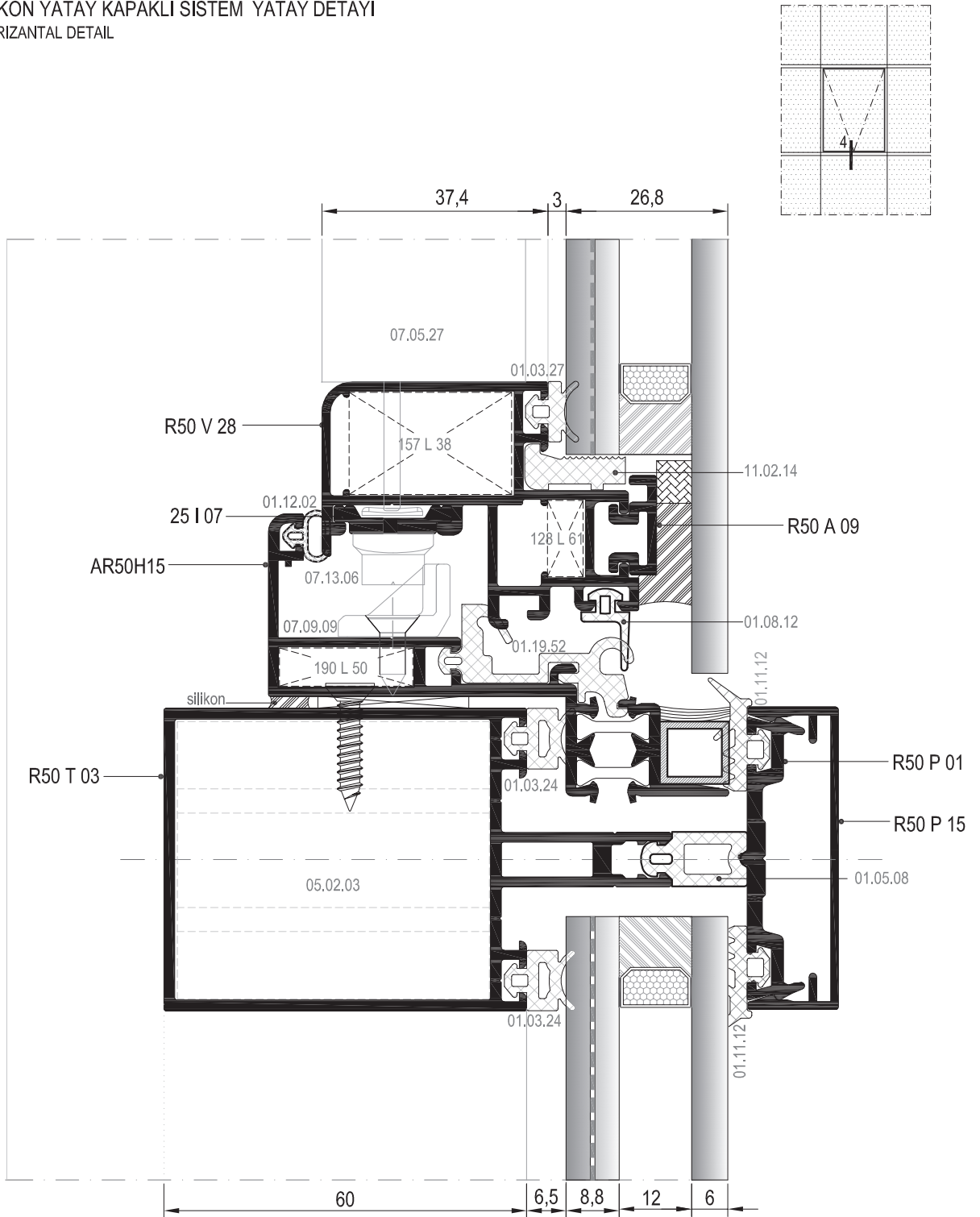
\*Fitil kalıbı aktif değildir. Sipariş üzerine yapılacaktır.  
\*The gasket die is not active. It will be produced by order.

\*\*YATAY PROFİL AKS ARALIĞI 1 M'DEN AZ OLMALIDIR.  
AXLE DIMENSIONS MUST BE LESS THAN 1 M.

③ DETAYI  
DETAIL



DÜŞEY SİLİKON YATAY KAPAKLI SİSTEM YATAY DETAYI  
TWO SIDE HORIZONTAL DETAIL





# MİMARİ KATALOG

## ARCHITECTURAL CATALOGUE

Alüminyum Kapı Pencere ve Giydirme Cephe Sistemleri  
Aluminium Window Doors and Facade Systems

# RT50

AKSESUARLAR

ACCESSORIES

01

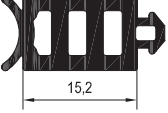
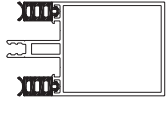

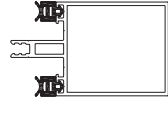

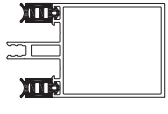

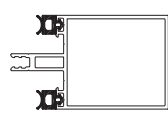

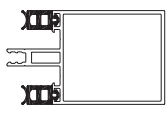

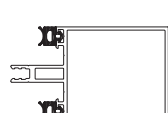
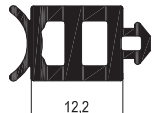


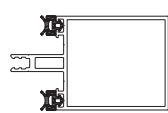

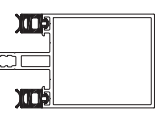

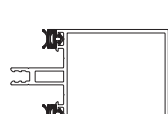

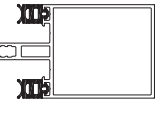

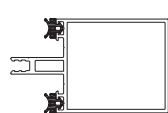

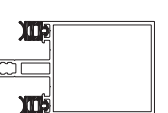

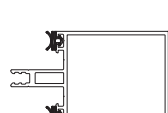
02


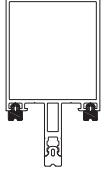
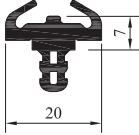
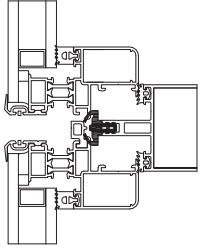

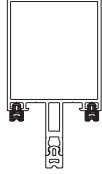
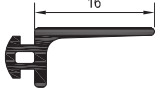
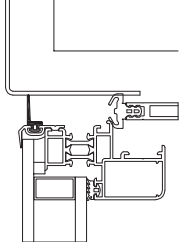

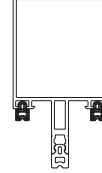
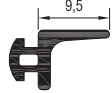
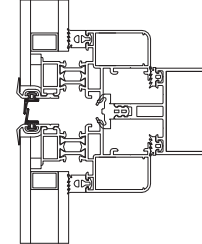

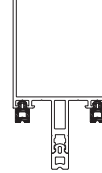

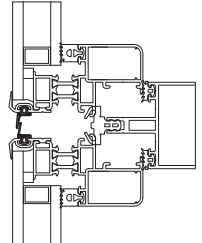

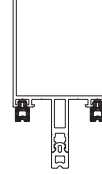
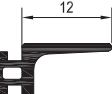
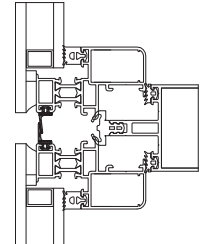

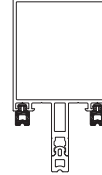

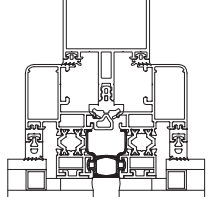

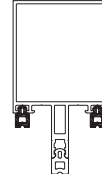

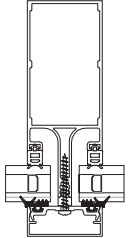
03

04

05

06

01	 <p>01.02.21</p> <p>CAM FİTİLİ GLAZING GASKET</p> <p>Malzeme / Material : EPDM Ağırlık / Weight : 174 gr/m Paket / Package : 86 m / 15 kg</p>		 <p>01.03.21</p> <p>CAM FİTİLİ GLAZING GASKET</p> <p>Malzeme / Material : EPDM Ağırlık / Weight : 110 gr/m Paket / Package : 136 m / 15 kg</p>	
02	 <p>01.02.22</p> <p>CAM FİTİLİ GLAZING GASKET</p> <p>Malzeme / Material : EPDM Ağırlık / Weight : 166 gr/m Paket / Package : 90 m / 15 kg</p>		 <p>01.03.22</p> <p>CAM FİTİLİ GLAZING GASKET</p> <p>Malzeme / Material : EPDM Ağırlık / Weight : 90 gr/m Paket / Package : 166 m / 15 kg</p>	
03	 <p>01.02.23</p> <p>CAM FİTİLİ GLAZING GASKET</p> <p>Malzeme / Material : EPDM Ağırlık / Weight : 145 gr/m Paket / Package : 103 m / 15 kg</p>		 <p>01.03.23</p> <p>CAM FİTİLİ GLAZING GASKET</p> <p>Malzeme / Material : EPDM Ağırlık / Weight : 85 gr/m Paket / Package : 176 m / 15 kg</p>	
04	 <p>01.02.24</p> <p>CAM FİTİLİ GLAZING GASKET</p> <p>Malzeme / Material : EPDM Ağırlık / Weight : 140 gr/m Paket / Package : 107 m / 15 kg</p>		 <p>01.03.24</p> <p>CAM FİTİLİ GLAZING GASKET</p> <p>Malzeme / Material : EPDM Ağırlık / Weight : 81 gr/m Paket / Package : 185 m / 15 kg</p>	
05	 <p>01.02.25</p> <p>CAM FİTİLİ GLAZING GASKET</p> <p>Malzeme / Material : EPDM Ağırlık / Weight : 135 gr/m Paket / Package : 111 m / 15 kg</p>		 <p>01.03.25</p> <p>CAM FİTİLİ GLAZING GASKET</p> <p>Malzeme / Material : EPDM Ağırlık / Weight : 70 gr/m Paket / Package : 214 m / 15 kg</p>	
06	 <p>01.02.26</p> <p>CAM FİTİLİ GLAZING GASKET</p> <p>Malzeme / Material : EPDM Ağırlık / Weight : 126 gr/m Paket / Package : 119 m / 15 kg</p>		 <p>01.03.26</p> <p>CAM FİTİLİ GLAZING GASKET</p> <p>Malzeme / Material : EPDM Ağırlık / Weight : 66 gr/m Paket / Package : 227 m / 15 kg</p>	
	 <p>01.02.27</p> <p>CAM FİTİLİ GLAZING GASKET</p> <p>Malzeme / Material : EPDM Ağırlık / Weight : 116 gr/m Paket / Package : 129 m / 15 kg</p>		 <p>01.03.27</p> <p>CAM FİTİLİ GLAZING GASKET</p> <p>Malzeme / Material : EPDM Ağırlık / Weight : 56 gr/m Paket / Package : 267 m / 15 kg</p>	

	<p><b>01.05.01</b></p> <p>ORTA BASKI FİTİLİ CENTRAL GASKET</p> <p>Malzeme / Material : EPDM Ağırlık / Weight : 84 gr/m Paket / Package: 178 m / 15 kg</p>			<p><b>01.07.01</b></p> <p>ORTA BASKI FİTİLİ CENTRAL GASKET</p> <p>Malzeme / Material : EPDM Ağırlık / Weight : 189 gr/m Paket / Package: 78 m / 15 kg</p>	
	<p><b>01.05.02</b></p> <p>ORTA BASKI FİTİLİ CENTRAL GASKET</p> <p>Malzeme / Material : EPDM Ağırlık / Weight : 92 gr/m Paket / Package: 163 m / 15 kg</p>			<p><b>01.08.01</b></p> <p>TIRNAK FİTİLİ SEALING JOINT GASKET</p> <p>Malzeme / Material : EPDM Ağırlık / Weight : 63 gr/m Paket / Package: 238 m / 15 kg</p>	
	<p><b>01.05.03</b></p> <p>ORTA BASKI FİTİLİ CENTRAL GASKET</p> <p>Malzeme / Material : EPDM Ağırlık / Weight : 98 gr/m Paket / Package: 153 m / 15 kg</p>			<p><b>01.08.03</b></p> <p>TIRNAK FİTİLİ SEALING JOINT GASKET</p> <p>Malzeme / Material : EPDM Ağırlık / Weight : 46 gr/m Paket / Package: 326 m / 15 kg</p>	
	<p><b>01.05.04</b></p> <p>ORTA BASKI FİTİLİ CENTRAL GASKET</p> <p>Malzeme / Material : EPDM Ağırlık / Weight : 102 gr/m Paket / Package: 147 m / 15 kg</p>			<p><b>01.08.07</b></p> <p>TIRNAK FİTİLİ SEALING JOINT GASKET</p> <p>Malzeme / Material : EPDM Ağırlık / Weight : 50 gr/m Paket / Package: 300 m / 15 kg</p>	
	<p><b>01.05.05</b></p> <p>ORTA BASKI FİTİLİ CENTRAL GASKET</p> <p>Malzeme / Material : EPDM Ağırlık / Weight : 134 gr/m Paket / Package: 112 m / 15 kg</p>			<p><b>01.08.12</b></p> <p>TIRNAK FİTİLİ SEALING JOINT GASKET</p> <p>Malzeme / Material : EPDM Ağırlık / Weight : 52 gr/m Paket / Package: 285 m / 15 kg</p>	
	<p><b>01.05.06</b></p> <p>ORTA BASKI FİTİLİ CENTRAL GASKET</p> <p>Malzeme / Material : EPDM Ağırlık / Weight : 107 gr/m Paket / Package: 140 m / 15 kg</p>			<p><b>01.08.18</b></p> <p>KASET BİNI FİTİLİ SEAL GASKET</p> <p>Malzeme / Material : EPDM Ağırlık / Weight : 92 gr/m Paket / Package: 163 m / 15 kg</p>	
	<p><b>01.05.08</b></p> <p>ORTA BASKI FİTİLİ CENTRAL GASKET</p> <p>Malzeme / Material : EPDM Ağırlık / Weight : 125 gr/m Paket / Package: 120 m / 15 kg</p>			<p><b>01.11.12</b></p> <p>DIŞ CAM FİTİLİ GLAZING GASKET (OUT)</p> <p>Malzeme / Material : EPDM Ağırlık / Weight : 90 gr/m Paket / Package: 166 m / 15 kg</p>	

01


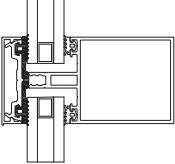

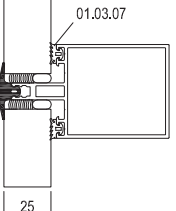

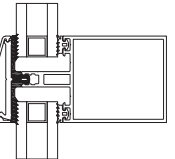

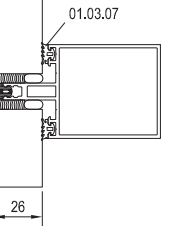

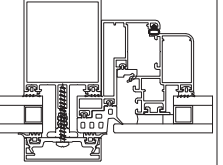
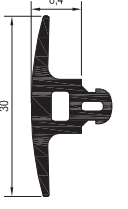
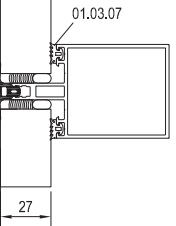

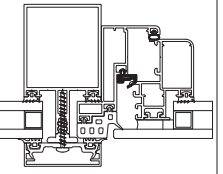
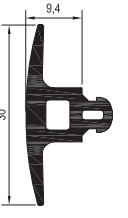
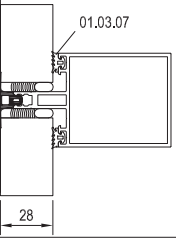
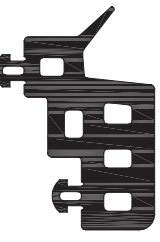
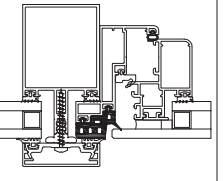
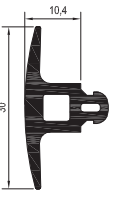
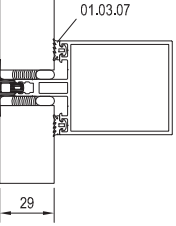


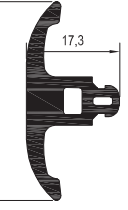
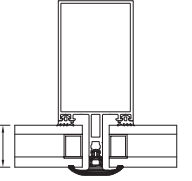

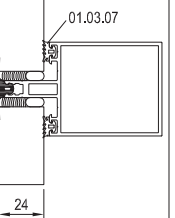

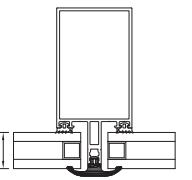
02

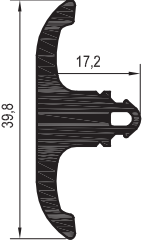
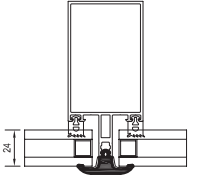
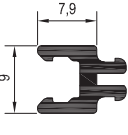


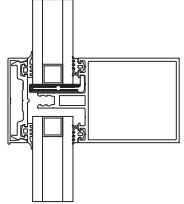
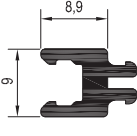
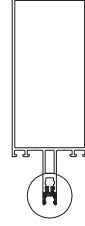
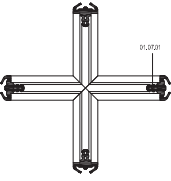
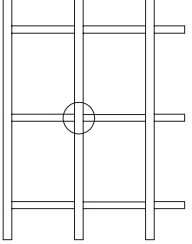
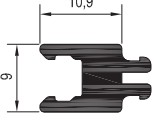
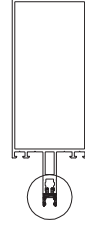
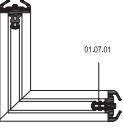
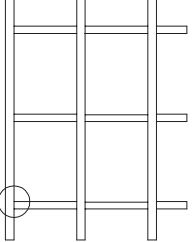
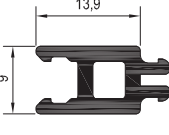

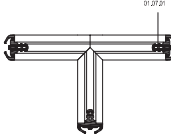
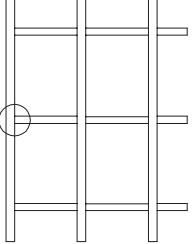
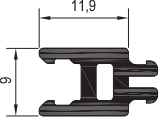

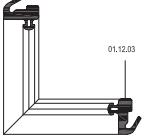
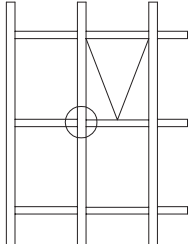
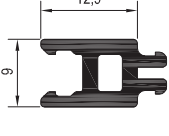

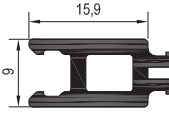

03

04

05

06

01		<b>01.11.05</b> DIŞ CAM FİTLİ GLAZING GASKET Malzeme / Material : EPDM Ağırlık / Weight : 220 gr/m Paket / Package : 68 m / 15 kg			<b>01.21.02</b> BASMA FİTLİ PRESSURE GASKET Malzeme / Material : EPDM Ağırlık / Weight : 158 gr/m Paket / Package : 94 m / 15 kg	
02		<b>01.11.06</b> DIŞ CAM FİTLİ GLAZING GASKET Malzeme / Material : EPDM Ağırlık / Weight : 228 gr/m Paket / Package : 65 m / 15 kg			<b>01.21.03</b> BASMA FİTLİ PRESSURE GASKET Malzeme / Material : EPDM Ağırlık / Weight : 163 gr/m Paket / Package : 92 m / 15 kg	
03		<b>01.12.02</b> GİZLİ KANAT FİTLİ SEAL GASKET Malzeme / Material : EPDM Ağırlık / Weight : 32 gr/m Paket / Package : 468 m / 15 kg			<b>01.21.04</b> BASMA FİTLİ PRESSURE GASKET Malzeme / Material : EPDM Ağırlık / Weight : 158 gr/m Paket / Package : 94 m / 15 kg	
04		<b>01.12.03</b> KASET BİNİ FİTLİ ACOUSTICAL GASKET Malzeme / Material : EPDM Ağırlık / Weight : 84 gr/m Paket / Package : 178 m / 15 kg			<b>01.21.05</b> BASMA FİTLİ PRESSURE GASKET Malzeme / Material : EPDM Ağırlık / Weight : 172 gr/m Paket / Package : 87 m / 15 kg	
05		<b>01.12.14</b> GİZLİ KANAT KASA FİTLİ SEAL GASKET Malzeme / Material : EPDM Ağırlık / Weight : 351 gr/m Paket / Package : 42 m / 15 kg			<b>01.21.06</b> BASMA FİTLİ PRESSURE GASKET Malzeme / Material : EPDM Ağırlık / Weight : 167 gr/m Paket / Package : 90 m / 15 kg	
06		<b>01.19.52</b> KASET BİNİ FİTLİ SEAL GASKET Malzeme / Material : EPDM Ağırlık / Weight : 214 gr/m Paket / Package : 70 m / 15 kg Ölçek/Scale: 1/2			<b>01.21.07</b> BASMA FİTLİ PRESSURE GASKET Malzeme / Material : EPDM Ağırlık / Weight : 270 gr/m Paket / Package : 55 m / 15 kg	
		<b>01.21.01</b> BASMA FİTLİ PRESSURE GASKET Malzeme / Material : EPDM Ağırlık / Weight : 136 gr/m Paket / Package : 109 m / 15 kg			<b>01.21.08</b> BASMA FİTLİ PRESSURE GASKET Malzeme / Material : EPDM Ağırlık / Weight : 228 gr/m Paket / Package : 65 m / 15 kg	

 <p>39,8 17,2</p>	<p><b>01.21.09</b></p> <p>BASMA FİTİLİ PRESSURE GASKET</p> <p>Malzeme / Material : EPDM Ağırlık / Weight : 304 gr/m Paket / Package : 49 m / 15 kg</p>		 <p>7,9 9</p>	<p><b>02.01.01</b></p> <p>PVC PROFİL PVC PROFILE</p> <p>Malzeme / Material : PVC</p>	
	<p><b>01.22.01</b></p> <p>CAM TAKOZ FİTİLİ SUPPORT GASKET</p> <p>Malzeme / Material : EPDM Ağırlık / Weight : 115 gr/m Paket / Package : 130 m / 15 kg</p>		 <p>8,9 9</p>	<p><b>02.01.02</b></p> <p>PVC PROFİL PVC PROFILE</p> <p>Malzeme / Material : PVC</p>	
 <p>03.07.01</p>	<p><b>03.07.01</b></p> <p>(+) FİTİL (+) GASKET</p> <p>Malzeme / Material : EPDM 01.07.01 - 01.07.01</p>		 <p>10,9 9</p>	<p><b>02.01.04</b></p> <p>PVC PROFİL PVC PROFILE</p> <p>Malzeme / Material : PVC</p>	
 <p>03.07.02</p>	<p><b>03.07.02</b></p> <p>(L) FİTİL (L) GASKET</p> <p>Malzeme / Material : EPDM 01.07.01 - 01.07.01</p>		 <p>13,9 9</p>	<p><b>02.01.05</b></p> <p>PVC PROFİL PVC PROFILE</p> <p>Malzeme / Material : PVC</p>	
 <p>03.07.03</p>	<p><b>03.07.03</b></p> <p>(T) FİTİL (T) GASKET</p> <p>Malzeme / Material : EPDM 01.07.01 - 01.07.01</p>		 <p>11,9 9</p>	<p><b>02.01.07</b></p> <p>PVC PROFİL PVC PROFILE</p> <p>Malzeme / Material : PVC</p>	
 <p>03.07.04</p>	<p><b>03.07.04</b></p> <p>(L) FİTİL (L) GASKET</p> <p>Malzeme / Material : EPDM 01.12.03 - 01.12.03</p>		 <p>12,9 9</p>	<p><b>02.01.08</b></p> <p>PVC PROFİL PVC PROFILE</p> <p>Malzeme / Material : PVC</p>	
			 <p>15,9 9</p>	<p><b>02.01.09</b></p> <p>PVC PROFİL PVC PROFILE</p> <p>Malzeme / Material : PVC</p>	

01

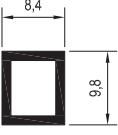
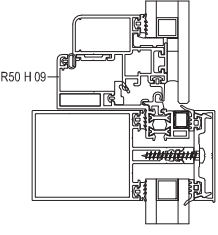

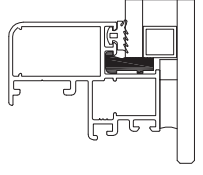
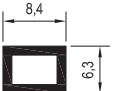
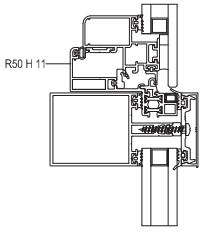

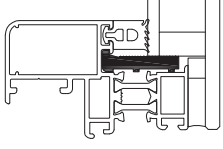
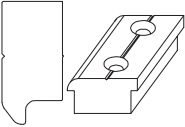
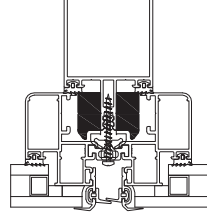
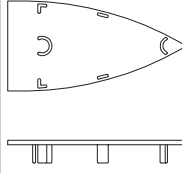
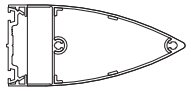
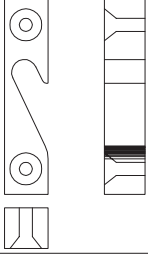
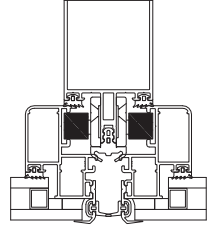
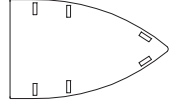
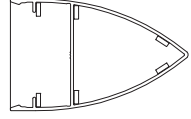
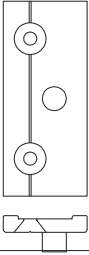
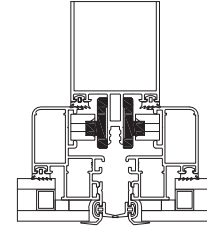

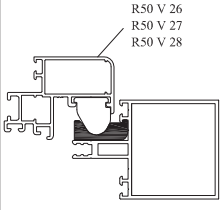
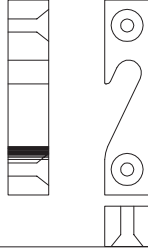
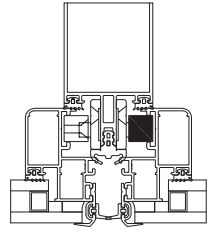
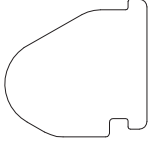
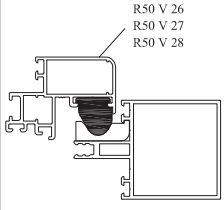
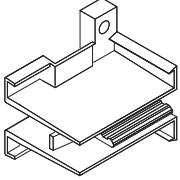
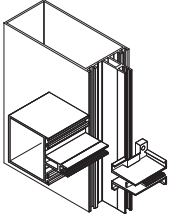
02

03

04

05

06

01	 <p><b>02.03.06</b> PVC PROFİL PVC PROFILE Malzeme / Material : PVC</p>		 <p><b>11.02.14</b> CAM TAKOZU GLASS SUPPORT Malzeme / Material : PVC</p>	 <p>R50 V 26 R50 V 28</p>
02	 <p><b>02.03.10</b> PVC PROFİL PVC PROFILE Malzeme / Material : PVC</p>		 <p><b>11.02.15</b> CAM TAKOZU GLASS SUPPORT Malzeme / Material : PVC</p>	 <p>R50 V 27</p>
03	 <p><b>11.01.01</b> KASET YAN TAKOZLARI VENT SUPPORT PART Malzeme / Material : PVC</p>		 <p><b>04.10.17</b> PVC KAPAK PVC CAP R50 P 06 İÇİN FOR R50 P 06</p>	
04	 <p><b>11.01.02</b> KASET SABİTLEME PARÇASI VENT FIXING PART SOL / LEFT Malzeme / Material : Alüminyum Aluminium</p>		 <p><b>04.10.21</b> PVC KAPAK PVC CAP R50 P 32 İÇİN FOR R50 P 32</p>	
05	 <p><b>11.01.03</b> KASET BAĞLANTI PARÇASI VENT CONNECTION PART Malzeme / Material : Alüminyum Aluminium</p>		 <p><b>04.15.03</b> KASET SEVİYE TAKOZU VENT SUPPORT PART Malzeme / Material : PVC</p>	 <p>R50 V 26 R50 V 27 R50 V 28</p>
06	 <p><b>11.01.04</b> KASET SABİTLEME PARÇASI VENT FIXING PART SAĞ / RIGHT Malzeme / Material : Alüminyum Aluminium</p>		 <p><b>04.15.04</b> KASET SEVİYE TAKOZU VENT SUPPORT PART Malzeme / Material : PVC</p>	 <p>R50 V 26 R50 V 27 R50 V 28</p>
	 <p><b>11.01.07</b> SU TAHLİYE PARÇASI WATER DISCHARGE PIECE Malzeme / Material : PVC</p>			



## CEPHE MAKASLARI / ARMS FOR CURTAIN WALL



GIESSE CEPHE MAKASLARI  
GIESSE ARMS FOR CURTAIN WALL

Malzeme / Material : Paslanmaz Çelik  
Stainless Steel

EN 13126-6 : 2007

GIESSE DIŐA AÇILIM MAKAS GIESSE ARM FOR TOP HUNG	MAKAS BOYU ARM LENGHT		KANAT GENİŐLİĐİ SASH WIDTH (mm)	KANAT YÜKSEKLİĐİ SASH HEIGHT (mm)	KANAT AĐIRLIĐI SASH WEIGHT (Kg)	MAX.AÇMA DERECEŐİ MAX.OPENING ANGLE
	INCH	MM				
07.03.14	10"	261,5	1200	700	50 kg	35°
07.03.02	12"	317	1200	800	60 kg	30° / 35°
07.03.03	14"	352	1300	1000	69,5 kg	30° / 35°
07.03.13	16"	353,5	1400	1200	88,5 kg	25° / 30°
07.03.04	18"	458,5	1400	1400	102 kg	25° / 30°
07.03.12	20"	511,5	1500	1600	135 kg	20° / 25°
07.03.15	22"	556,5	1500	1700	137 kg	20° / 25°
07.03.16	24"	602,5	1500	1800	139 kg	20° / 25°
07.03.17	28"	707,5	1500	2000	155 kg	10° / 15° / 20°
07.03.18	26"	690	*1700	*2500	*180 kg	*7°

ÖZEL RÜZGAR YÜKÜ KOŐULLARI İÇİN SİPARİŐ ÖNCESİ BİLGİ ALINMALIDIR.

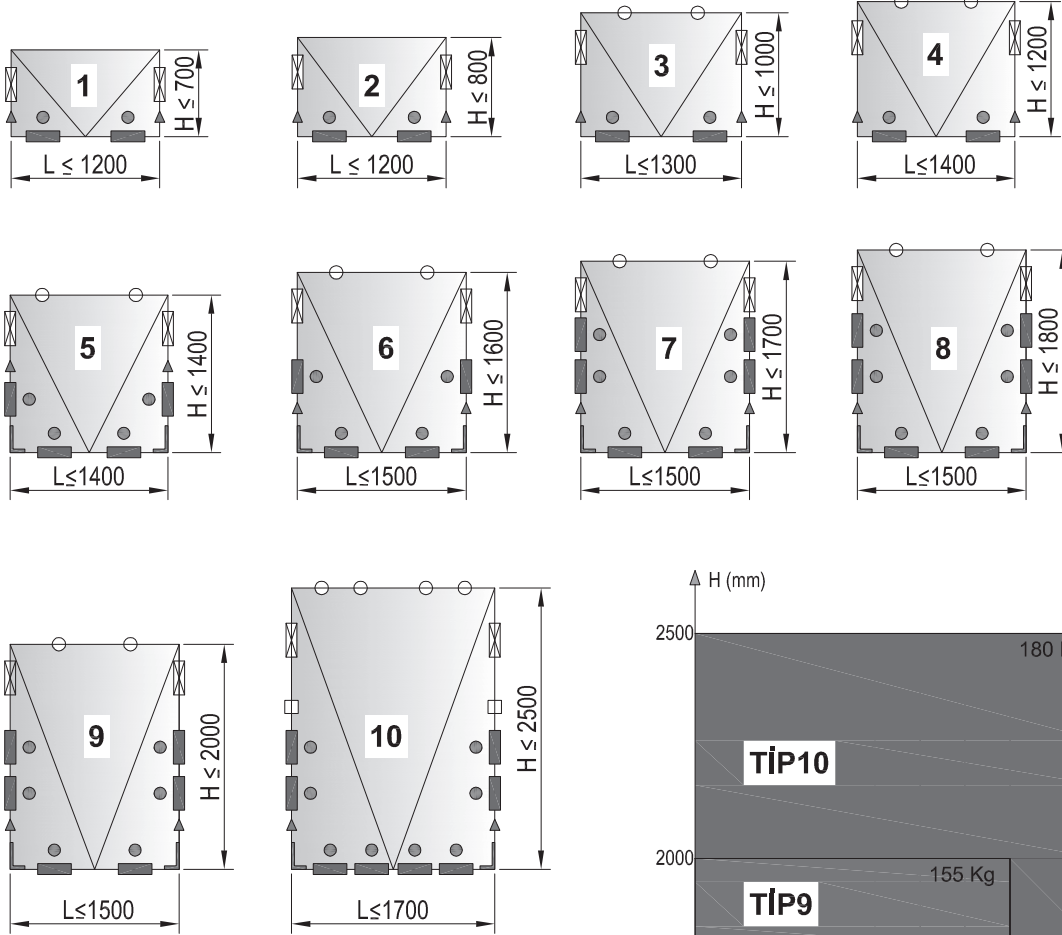
FOR SPECIAL WIND LOAD CONDITIONS TAKE ADITIONAL INFORMATION BEFORE ORDERING.

\*07.03.18 KODLU MAKAS İLAVE LİMİTLEME MAKASI İLE BİRLİKTE KULLANILMALIDIR.

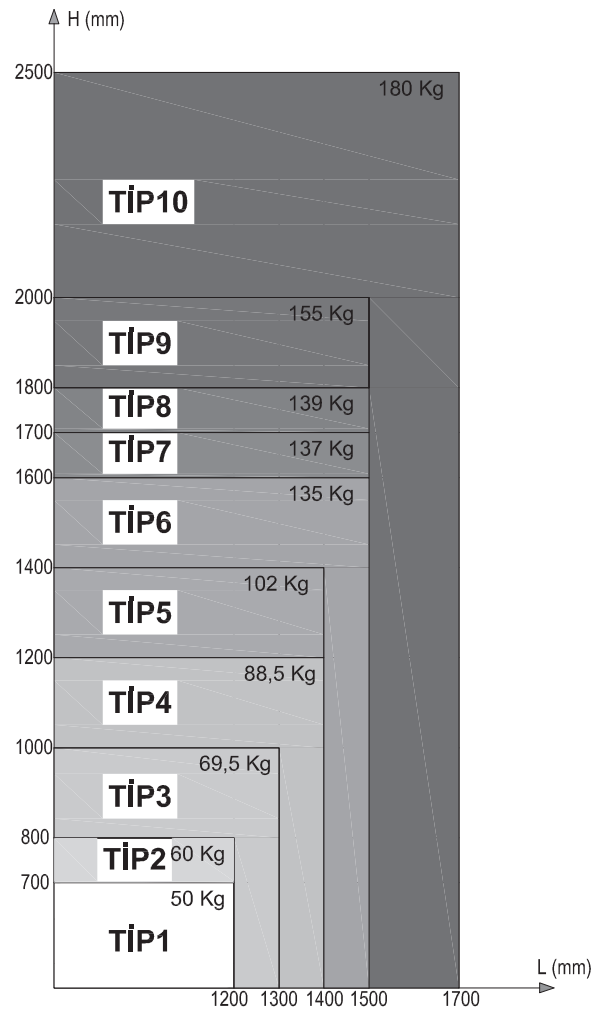
07.03.18 ARM MUST BE USED WITH ADITIONAL LASER ARM

## KİLİTLEME SETLERİ / LOCKING KITS

KANAT EBATLARINA GÖRE KİLİTLEME TİPLERİ  
TYPES OF LOCKING KITS FOR TOP HUNG WINDOW



		07.03.xx
		07.09.09
		07.13.06
		11.01.01
		07.09.10
		07.21.02
		07.03.19






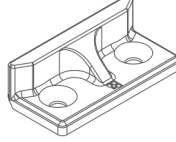



## KİLİTLEME SETLERİ / LOCKING KITS

KİLİTLEME TİPLERİNE GÖRE AKSESUAR SEÇİM TABLOSU  
ACCESSORIES SELECTION TABLE ACCORDING TO LOCKING TYPES

TİP TYPE	MAKAS (tk) ARM (tk)	07.05.27 CEPHE KOLU HANDLE	07.25.03 KOL BAĞLANTISI CONNECTION ROD	07.09.09 KARŞILIK STRIKER	07.13.06 PİM PAWL	11.01.10 KANAT YAN TAKOZU SUPPORT BLOCK	07.09.10 ÜST KİLİTLEME BURGLAR BOLT	07.21.02 KÖŞE DÖNME CORNER DRIVE	07.03.19 LİMİTLEME MAKASI LASER ARM
1	07.03.14	1	2	2	2	2			
2	07.03.02	1	2	2	2	2			
3	07.03.03	1	2	2	2	2	2		
4	07.03.13	1	2	2	2	2	2		
5	07.03.04	1	2	4	4	2	2	2	
6	07.03.12	1	2	4	4	2	2	2	
7	07.03.15	1	2	6	6	2	2	2	
8	07.03.16	1	2	6	6	2	2	2	
9	07.03.17	1	2	6	6	2	2	2	
10	07.03.18	1	2	8	8	2	4	2	2

\*\*\*Giesse kol ve kilitleme aksesuarları 25 I 07 tij profili ile kullanılmalıdır.  
Giesse handle and locking accessories should be used with 25 I 07 rod profile

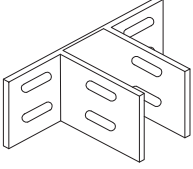
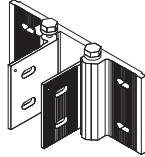
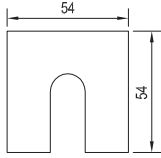
## GIESSE KANAT AÇILIM AKSESUARLARI / GIESSE OPENING ACCESSORIES FOR TOP - HUNG WINDOW

01	 <p><b>07.05.27</b> GIESSE CEPHE KOLU GIESSE HANDLE FOR CURTAIN WALL Renk / Colour : Siyah-Gri Black-Grey</p>	 <p><b>07.25.03</b> GIESSE KOL BAĞLANTI PARÇASI GIESSE CONNECTION ROD Malzeme / Material : Zamak</p>
02	 <p><b>07.13.06</b> GIESSE AYARLI PİM GIESSE ADJUSTABLE LOCKING PAWL Malzeme / Material : Zamak / Zamak</p>	 <p><b>07.09.09</b> GIESSE PİM KARŞILIĞI GIESSE STRIKER Malzeme / Material : Zamak / Zamak</p>
03	 <p><b>07.09.10</b> GIESSE ÜST KİLİTLEME GIESSE BURGLAR BOLT Malzeme / Material : Zamak / Poliamid Zamak / Polyamide</p>	 <p><b>07.21.02</b> GIESSE KÖŞE DÖNME GIESSE CORNER DRIVE Malzeme / Material : Zamak / Zamak</p>
04	 <p><b>07.03.19</b> GIESSE LİMİTLEME MAKASI GIESSE LASER ARM</p>	
05		
06		

KANAT AÇILIM AKSESUARLARI / OPENING ACCESSORIES FOR TOP - HUNG WINDOW

 <p><b>07.05.23</b> RESCARA CEPHE KOLU HANDLE FOR CURTAIN WALL Renk / Colour : Beyaz-Gr+Ham White-Grey-Pres</p>	 <p><b>07.13.05</b> PİM PIN 07.05.23 Kol için / For Handle 07.05.23</p>
 <p><b>07.09.05</b> PİM KARŞILIĞI LOCK PLATE Malzeme / Material : Zamak</p>	 <p><b>07.21.03</b> RESCARA KÖŞE DÖNME RESCARA CORNER DRIVE Malzeme / Material : Zamak / Zamak</p>

DİĞER / OTHERS

 <p><b>08.01.01</b> SABİT ANKRAJ + PUL FIX ANCHORAGE - ROVE Malzeme / Material : Alüminyum / Aluminium</p>	 <p><b>08.01.02</b> HAREKETLİ ANKRAJ + PUL MOVE ANCHORAGE + ROVE Malzeme / Material : Alüminyum / Aluminium</p>
 <p><b>04.09.01</b> SABİT ANKRAJ İÇİ PLASTİĞİ PVC FOR ANCHORAGE Malzeme / Material : PVC</p>	

