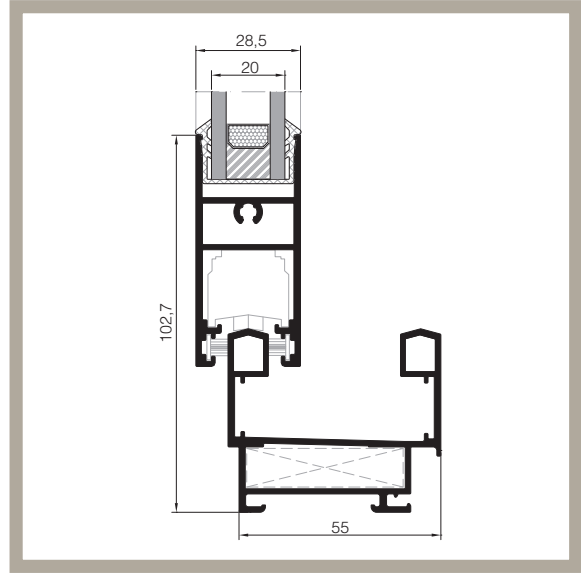


MİMARİ KATALOG ARCHITECTURAL CATALOGUE

Alüminyum Kapı Pencere ve Giydirme Cephe Sistemleri
Aluminium Door Window and Facade Systems



RS58



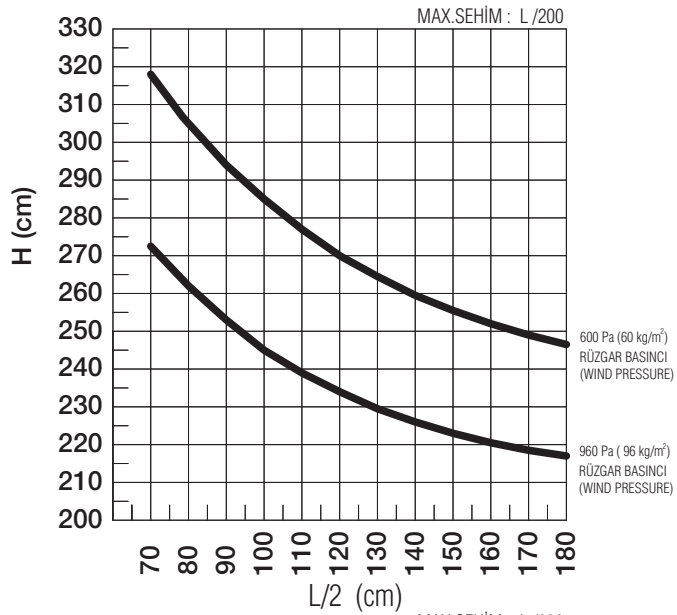
TEKNİK ÖZELLİKLER / TECHNICAL PROPERTIES

KASA DERİNLİĞİ / FRAME DEPTH	min.58 mm - max.105 mm
KANAT DERİNLİĞİ / VENT DEPTH	min.39,6 mm - max.81,2 mm
PROFİL ET KALINLIĞI / PROFILE WALL THICKNESS	1,5/1,8 mm
CAM KALINLIĞI / GLASS THICKNESS	5 / 8 / 17 / 20 / 24 mm

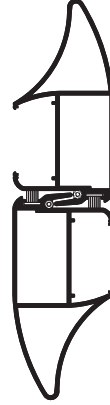
KULLANIM SEÇENEKLERİ / APPLICATION ALTERNATIVES

	KAPI DOOR	PENCERE WINDOW
BASİT SÜRME / SLIDING	•	•
90° KANAT BİRLEŞİMİ / 90° VENT COMBINATION	•	•
45° KANAT BİRLEŞİMİ / 45° VENT COMBINATION	•	•
CAM ÇİTALİ KANAT / VENT WITH GLAZING BEAD	•	•
CAM ÇİTASIZ KANAT / VENT WITHOUT GLAZING BEAD	•	•
SABİT İLE BİRLEŞİM / COMBINATION WITH FIXED PART	•	•
3 RAYLI KASA / 3 RAILED FRAME	•	•
SİNEKLİK / INSECT SCREEN	•	•

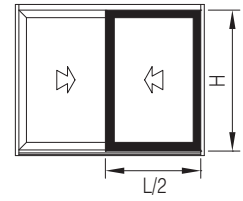
RÜZGAR YÜKÜNE GÖRE KULLANIM LİMİTLERİ GRAFİĞİ
USAGE DIAGRAM FOR THE WIND LOAD



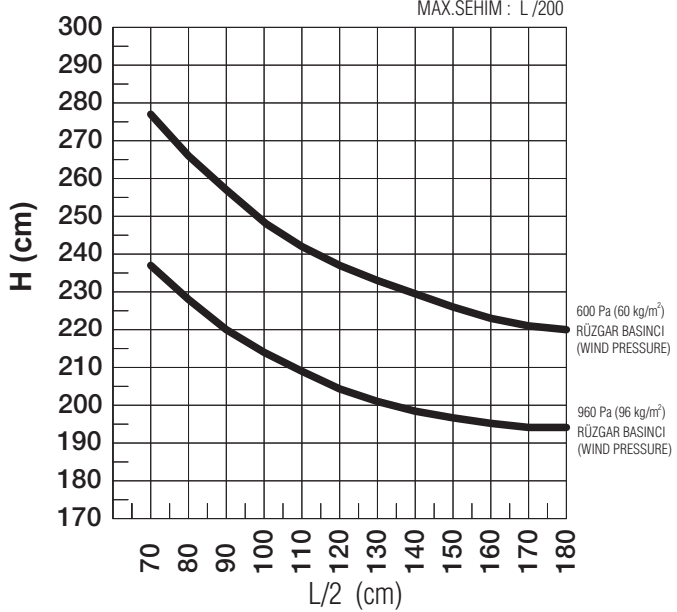
S58 V 03



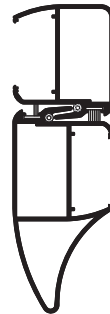
S58 V 03



S58 V 03 Jx:24,667 cm⁴
S58 V 03 Jx:24,667 cm⁴
TOPLAM Jx:49,334 cm⁴

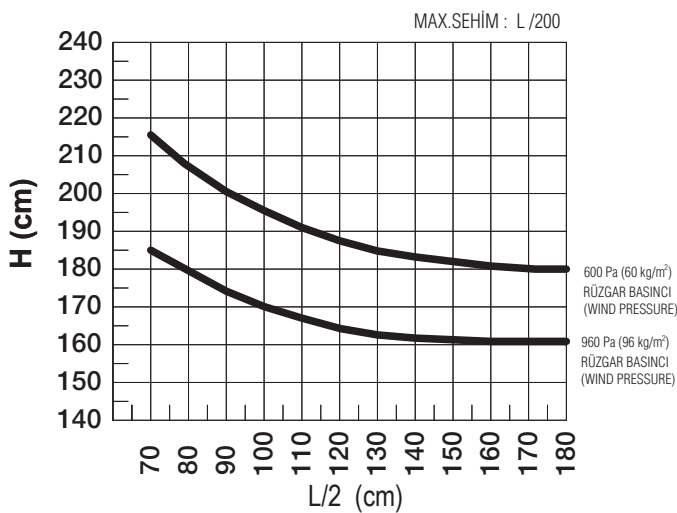


S58 V 02

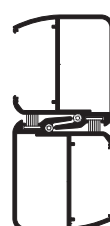


S58 V 03

S58 V 02 Jx: 7,490 cm⁴
S58 V 03 Jx: 24,667cm⁴
TOPLAM Jx: 32,157cm⁴



S58 V 02



S58 V 02

S58 V 02 Jx: 7,640 cm⁴
S58 V 02 Jx: 7,640 cm⁴
TOPLAM Jx:15,280 cm⁴

01

02

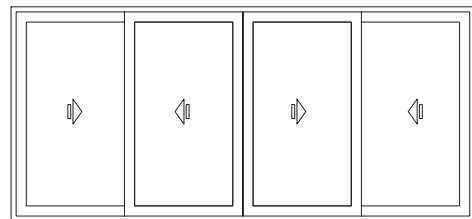

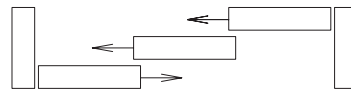
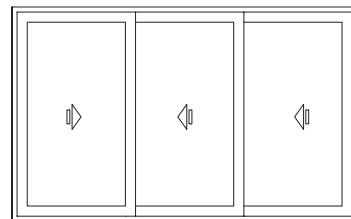
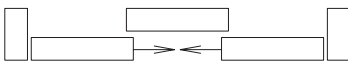
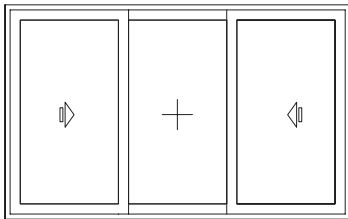
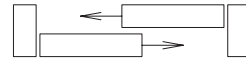

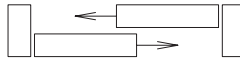

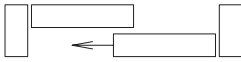
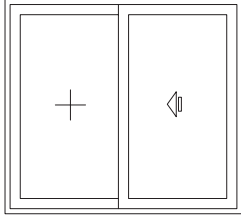
03

04

05

06

SİSTEM TİPOLOJİSİ
SYSTEM TYPOLOGY



01

02

03

04

05

06

MİMARİ KATALOG

ARCHITECTURAL CATALOGUE

Alüminyum Kapı Pencere ve Giydirme Cephe Sistemleri
Aluminium Door Window and Facade Systems

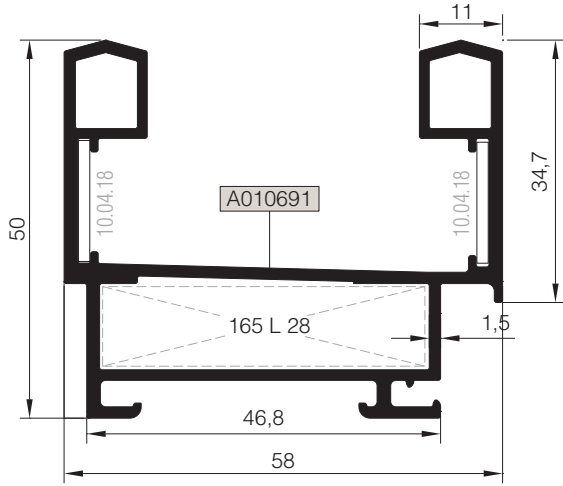
RS58

PROFİLLER

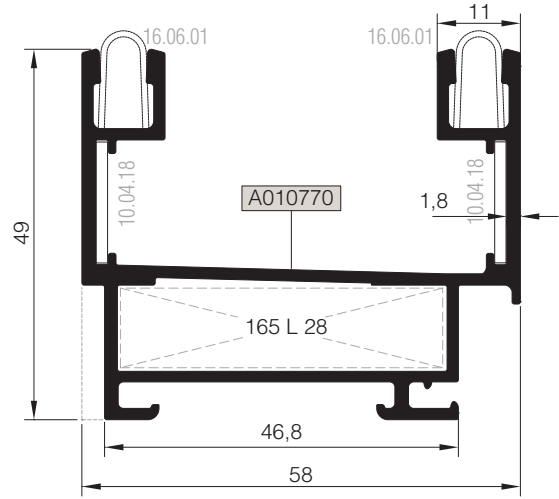
PROFILES

KOD / CODE	AĞIRLIK (kg/m) / WEIGHT	Jxx cm ⁴	Jyy cm ⁴	L m	
S58 F 01	1,167	19,950	9,850	6	
S58 F 09	1,197	20,470	9,850	6	
S58 F 10	1,339	30,150	10,580	6	
S58 F 15	1,497	40,250	11,960	6	

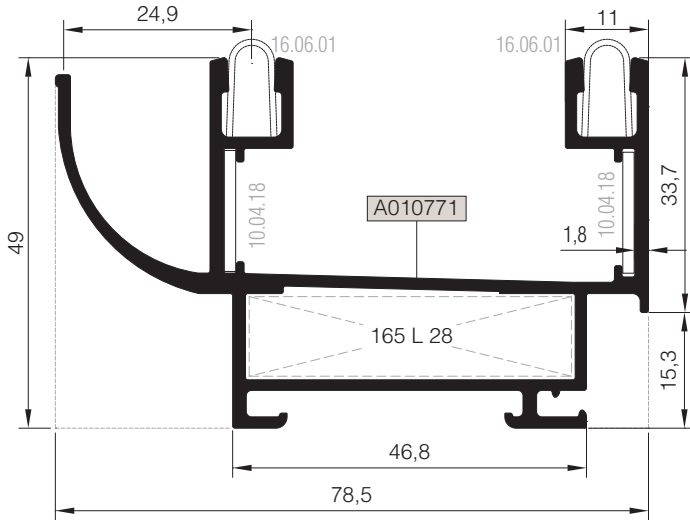
S58 F 01



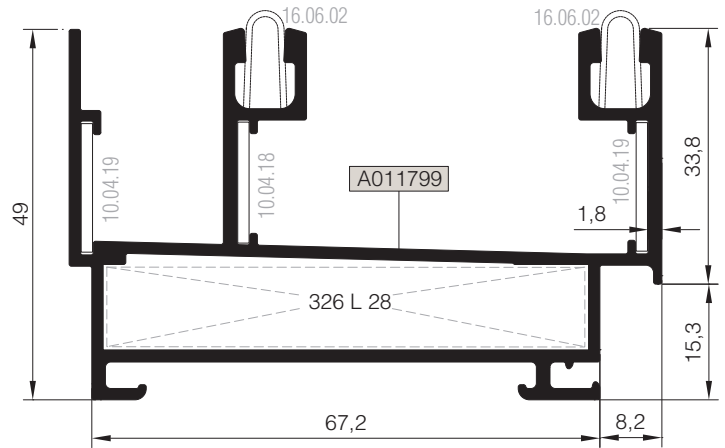
S58 F 09



S58 F 10



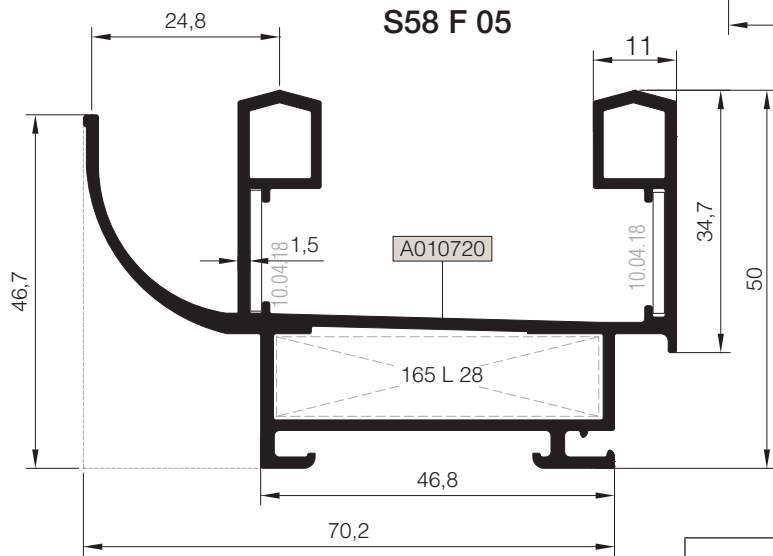
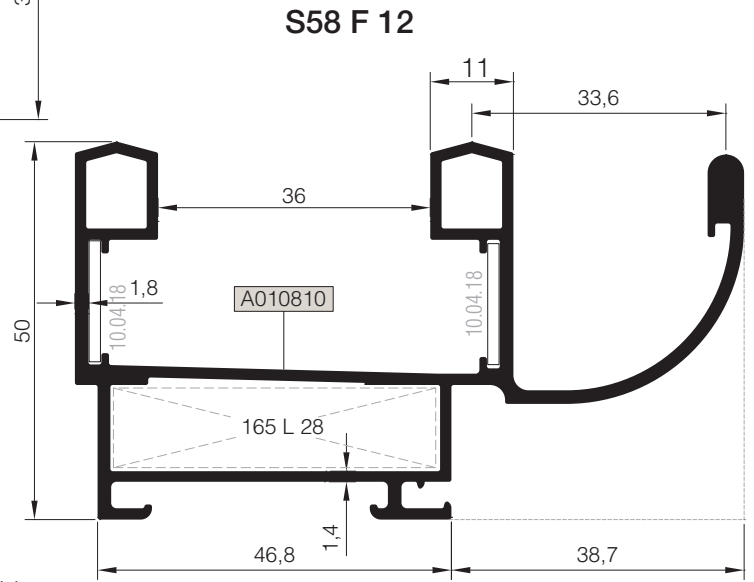
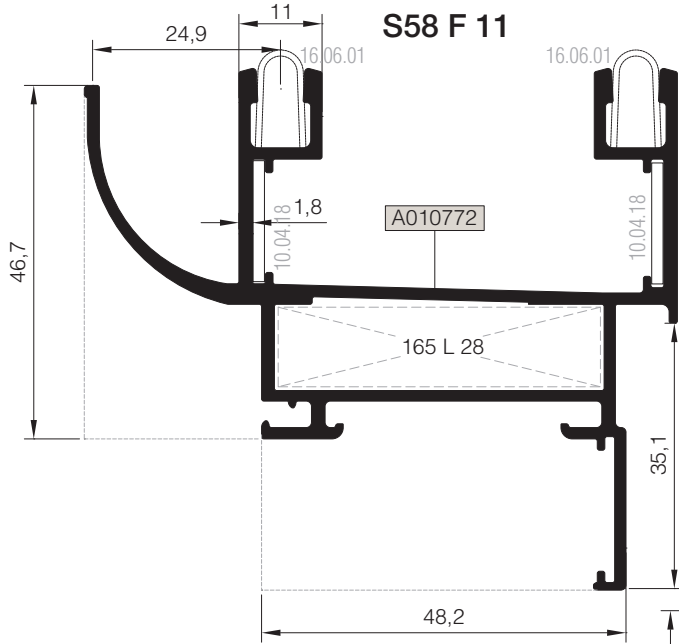
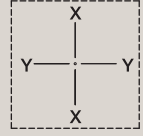
*S58 F 15



***S58 F 15 kodlu profil ile 16.06.02 çelik ray kullanılmalıdır.
The profile S58 F 15 should be used with 16.06.02 steel rail

Nr		L m	KESİM ÖLÇÜSÜ CUTTING SIZE	AKS. KODU ACS. CODE
S58 F 01	A010691	25 L 28 (A010542)	43,3 mm	165 L 28
S58 F 09	A010770	25 L 28 (A010542)		
S58 F 10	A010771	25 L 28 (A010542)	63,8 mm	326 L 28
S58 F 15	A011799	25 L 28 (A010542)		

KOD / CODE	AĞIRLIK (kg/m) / WEIGHT	Jxx cm ⁴	Jyy cm ⁴	L m
S58 F 11	1,440	21,410	13,570	6
S58 F 05	1,347	28,790	10,510	6
S58 F 12	1,510	46,530	12,040	6



01

02

03

04

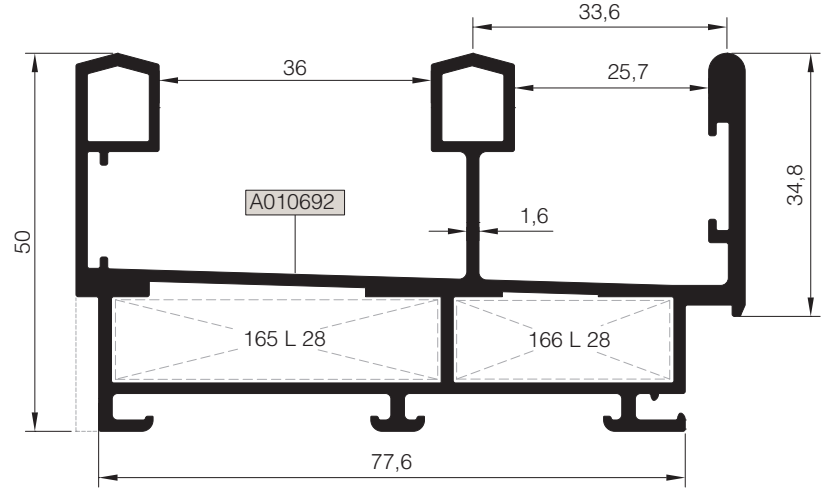
05

06

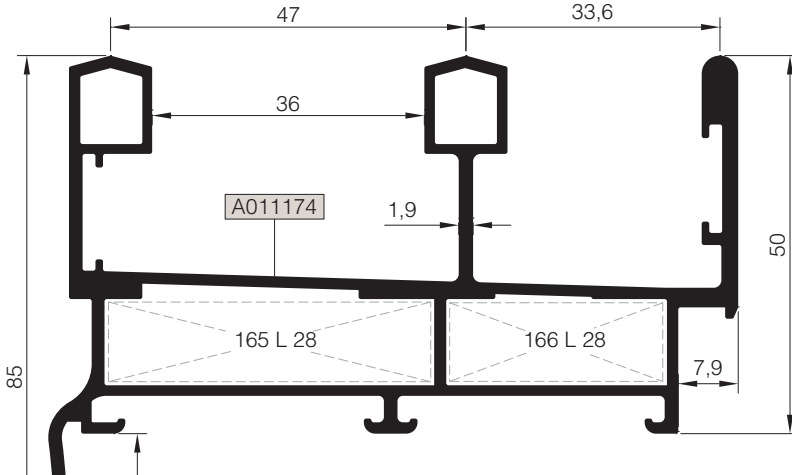
Nr		L m	KESİM ÖLÇÜSÜ CUTTING SIZE	AKS. KODU ACS. CODE
S58 F 11	A010772	25 L 28 (A010542)	43,3 mm	165 L 28
S58 F 05	A010720	25 L 28 (A010542)		
S58 F 12	A010810	25 L 28 (A010542)		

KOD / CODE	AĞIRLIK (kg/m) / WEIGHT	Jxx cm ⁴	Jyy cm ⁴	L m	
S58 F 07	1,843	61,220	14,670	6	
S58 F 03	2,041	85,700	15,750	6	
S58 F 13	2,052	78,040	27,810	6	

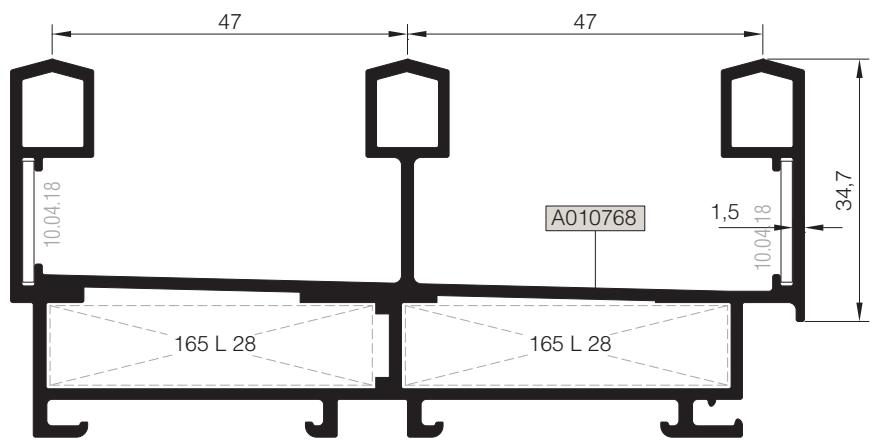
S58 F 07



S58 F 13



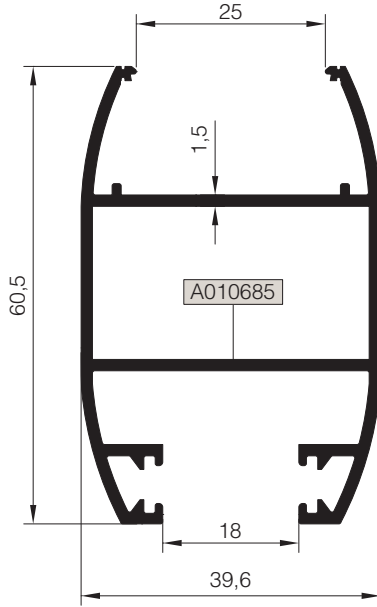
S58 F 03



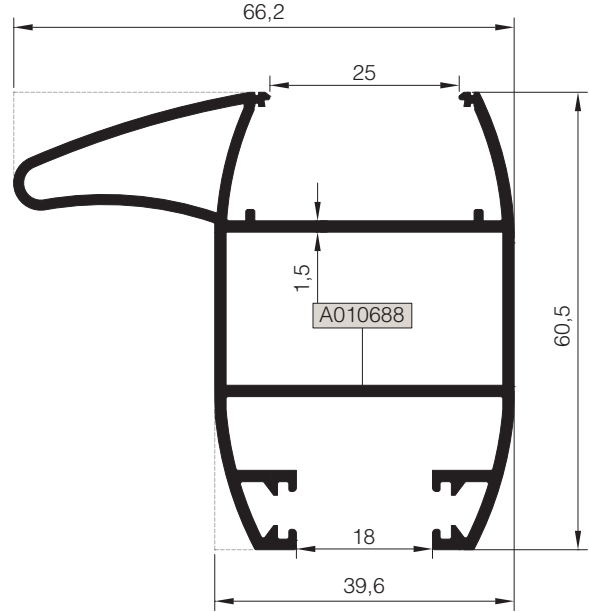
Nr		L m	KESİM ÖLÇÜSÜ CUTTING SIZE	AKS. KODU ACS. CODE
S58 F 03	A010768	25 L 28 (A010542)	43,3 mm	165 L 28
S58 F 07	A011692	25 L 28 (A010542)	43,3 mm	165 L 28
		25 L 28 (A010542)	28,9 mm	166 L 28
S58 F 13	A011174	25 L 28 (A010542)	43,3 mm	165 L 28
		25 L 28 (A010542)	28,9 mm	166 L 28

KOD / CODE	AĞIRLIK (kg/m) / WEIGHT	Jxx cm ⁴	Jyy cm ⁴	L m	
S58 V 01	0,953	8,290	10,240	6	
S58 V 04	1,266	14,140	15,810	6	
S58 V 08	1,018	9,010	14,960	6	
S58 V 11	1,174	10,280	20,690	6	

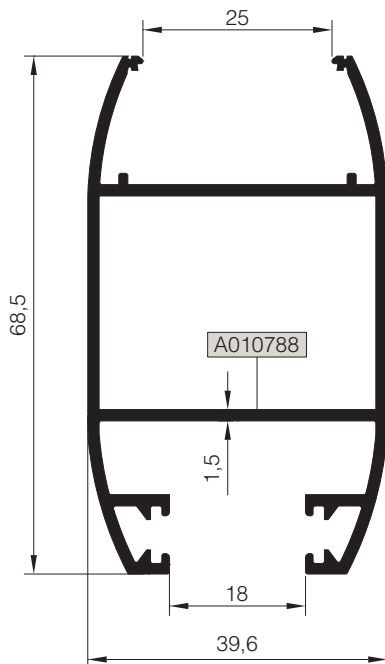
S58 V 01



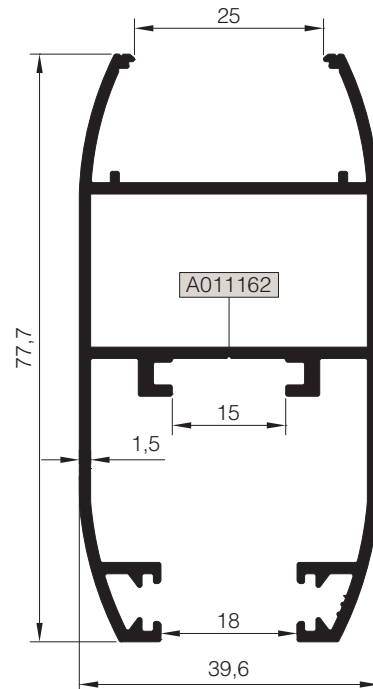
S58 V 04



S58 V 08



S58 V 11



01

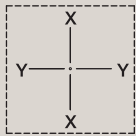
02

03

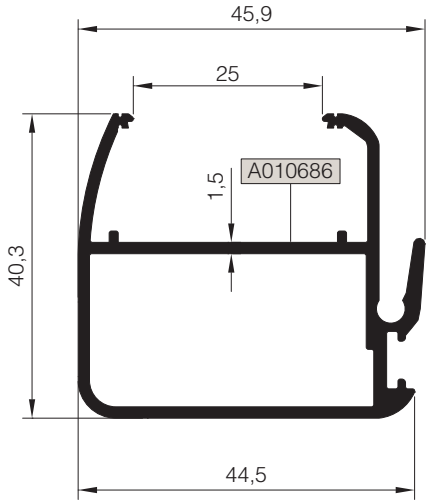
04

05

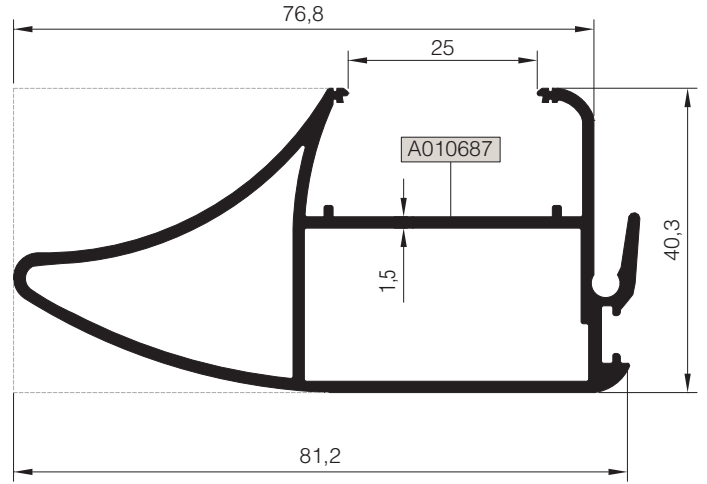
06

KOD / CODE	AĞIRLIK (kg/m) / WEIGHT	Jxx cm ⁴	Jyy cm ⁴	L m	
S58 V 02	0,780	4,040	7,640	6	
S58 V 03	1,229	5,370	24,667	6	
S58 V 09	1,097	4,632	18,460	6	
S58 V 10	1,140	6,190	25,780	6	

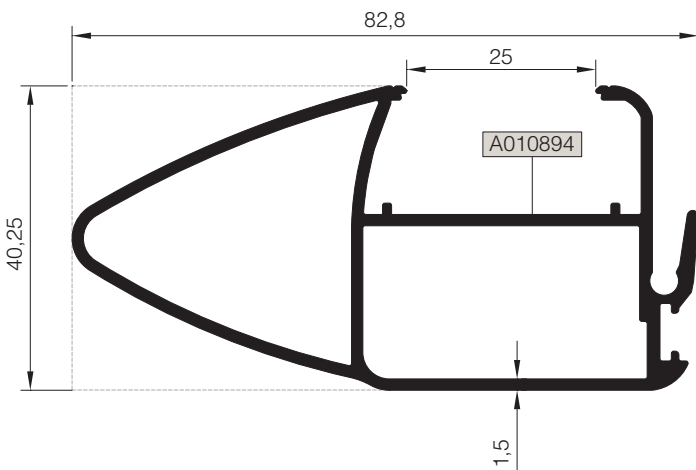
S58 V 02



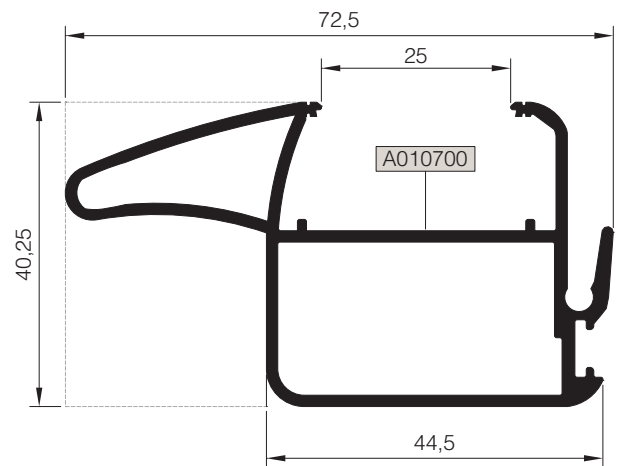
S58 V 03



S58 V 10



S58 V 09



01

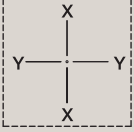
02

03

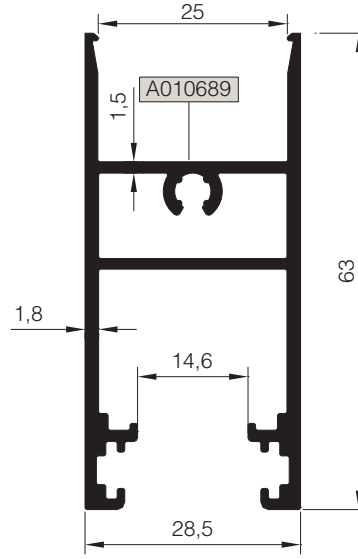
04

05

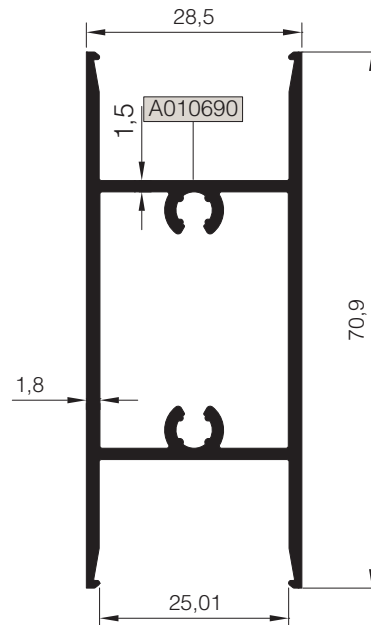
06

KOD / CODE	AĞIRLIK (kg/m) / WEIGHT	Jxx cm4	Jyy cm4	L m	
S58 V 07	0,960	---	---	6	
S58 M 01	0,962	12,750	4,770	6	

S58 V 07



S58 M 01



01

02

03

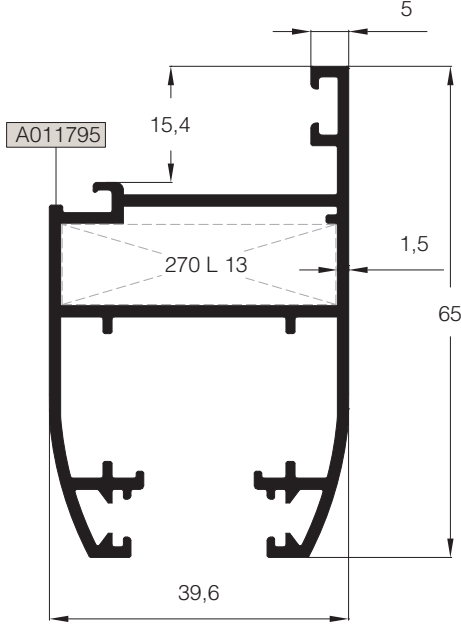
04

05

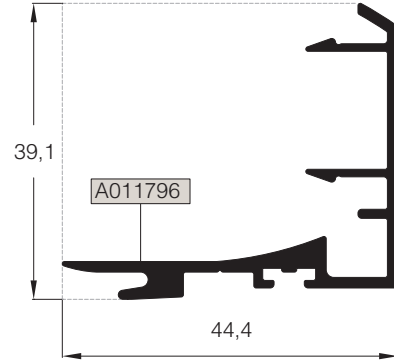
06

KOD / CODE	AĞIRLIK (kg/m) / WEIGHT	Jxx cm ⁴	Jyy cm ⁴	L m	
S58 V 12	0,994	8,239	11,443	6	
S58 A 10	0,539	3,168	2,663	6	
25 G 36	0,121	----	----		

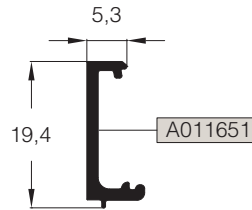
S58 V 12



S58 A 10



25 G 36



01

02

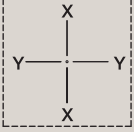
03

04

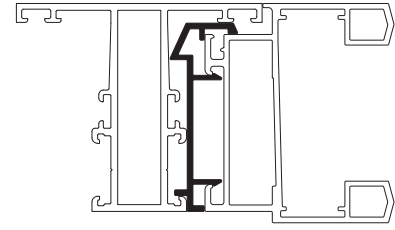
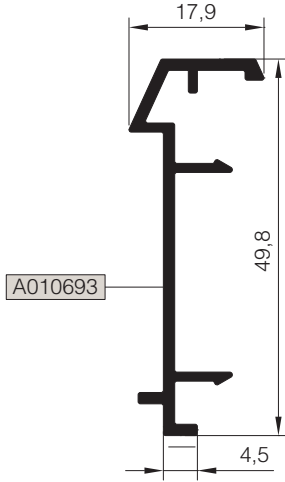
05

06

Nr		L m	KESİM ÖLÇÜSÜ CUTTING SIZE	AKS. KODU ACS. CODE
S58 V 12	A011795	25 L 13 (A002058)	36,2 mm	270 L 13

KOD / CODE	AĞIRLIK (kg/m) / WEIGHT	Jxx cm ⁴	Jyy cm ⁴	L m	
S58 A 01	0,361	---	---	6	
S58 A 03	0,532	---	---	6	
S58 A 04	0,378	---	---	6	

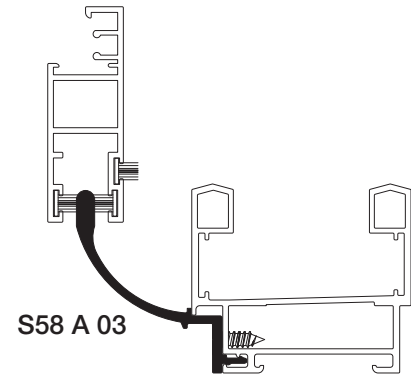
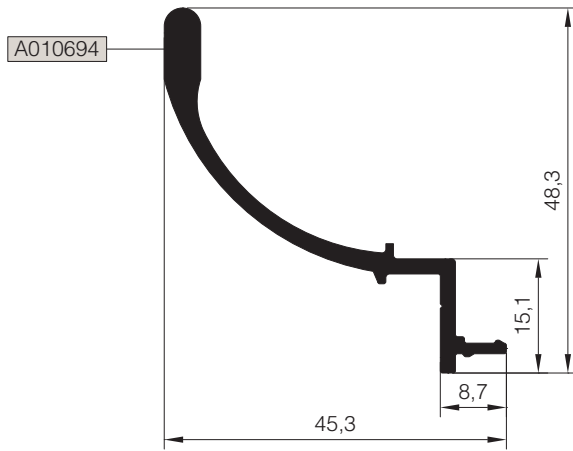
S58 A 01



S58 A 01

Ölçek/Scale: 1/2

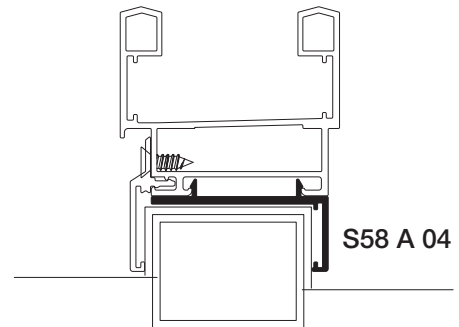
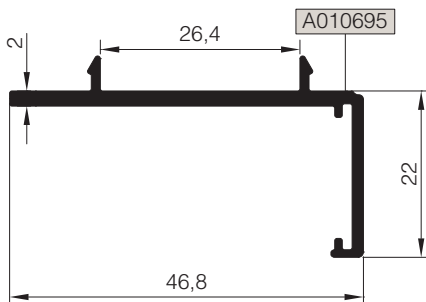
S58 A 03



S58 A 03

Ölçek/Scale: 1/2

S58 A 04



S58 A 04

Ölçek/Scale: 1/2

01

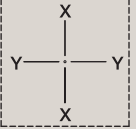
02

03

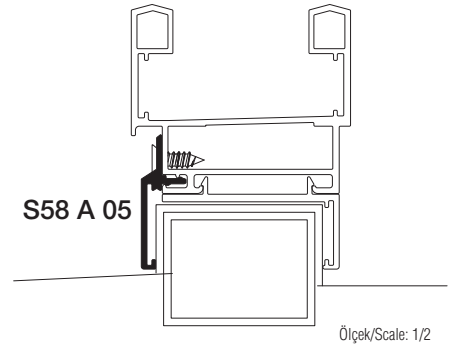
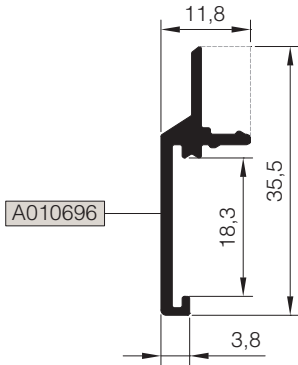
04

05

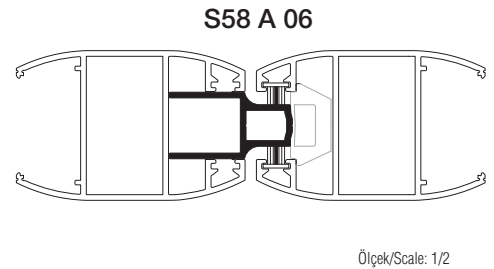
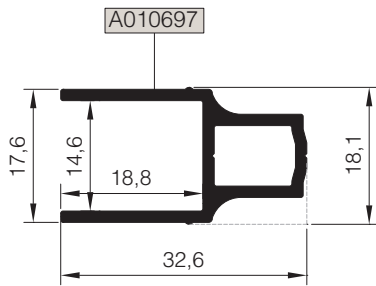
06

KOD / CODE	AĞIRLIK (kg/m) / WEIGHT	Jxx cm ⁴	Jyy cm ⁴	L m	
S58 A 05	0,215	---	---	6	
S58 A 06	0,364	---	---	6	
S58 A 07	0,370	---	---	6	

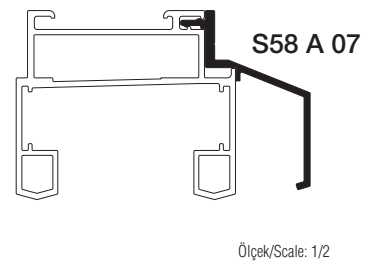
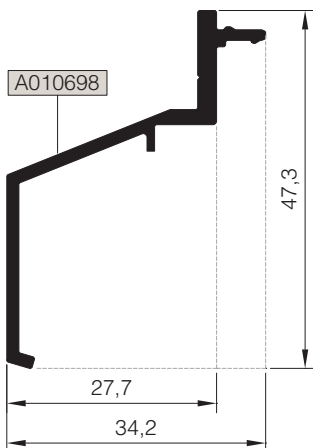
S58 A 05



S58 A 06



S58 A 07



01

02

03

04

05

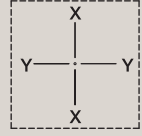
06

ADAPTÖR VE TİJ PROFİLLERİ

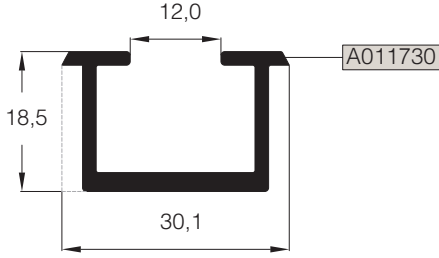
ADAPTER AND SLIDING ROD PROFILES

RS58

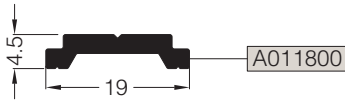
KOD / CODE	AĞIRLIK (kg/m) / WEIGHT	Jxx cm4	Jyy cm4	L m
S58 A 08	0,352	---	---	6
S58 A 11	0,389	---	---	6
25 I 07	0,143	---	---	6



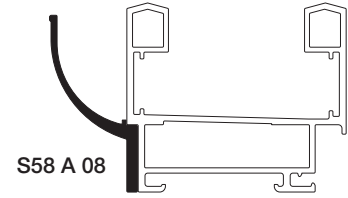
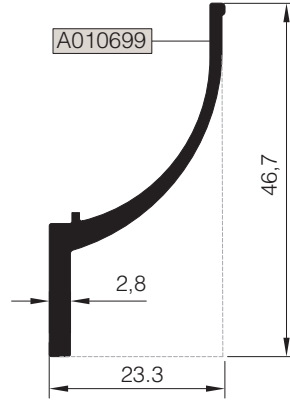
S58 A 11



25 I 07



S58 A 08



Ölçek/Scale:1/2

PROFİL KODU (PROFILE CODE)	25 L 28	25 L 13		
FABRİKA KODU (FACTORY CODE)	A010542	A002058		
AĞIRLIK (WEIGHT)	3,689 kg/m	3,561 kg/m		
ÇİZİM (DRAWING)				

KÖŞE TAKOZLARI / CORNER CLEATS

Nr		L m	KESİM ÖLÇÜSÜ CUTTING SIZE	AKS. KODU ACS. CODE
S58 F 01	A010691	25 L 28 (A010542)	43,3 mm	165 L 28
S58 F 03	A010768	25 L 28 (A010542)	43,3 mm	165 L 28
S58 F 05	A010720	25 L 28 (A010542)	43,3 mm	165 L 28
S58 F 07	A010692	25 L 28 (A010542)	43,3 mm	165 L 28
		25 L 28 (A010542)	28,9 mm	166 L 28
S58 F 09	A010770	25 L 28 (A010542)	43,3 mm	165 L 28
S58 F 10	A010771	25 L 28 (A010542)	43,3 mm	165 L 28
S58 F 11	A010772	25 L 28 (A010542)	43,3 mm	165 L 28
S58 F 12	A010810	25 L 28 (A010542)	43,3 mm	165 L 28
S58 F 13	A011174	25 L 28 (A010542)	43,3 mm	165 L 28
		25 L 28 (A010542)	28,9 mm	166 L 28
S58 F 15	A011799	25 L 28 (A010542)	63,8 mm	326 L 28
S58 V 12	A011795	25 L 13 (A002058)	36,2 mm	270 L 13

STOKTA BULUNAN SİSTEM PROFİLLERİNİN LİSTESİ / (LIST OF SYSTEM PROFILES IN STOCK)

Nr		MIN. SİPARİŞ MİKTARI MIN. ORDER QUANTITY
S58 F 01	A010691	75 kg
S58 V 01	A010685	75 kg
S58 V 02	A010686	75 kg
S58 V 11	A011162	75 kg

* STOKTA BULUNMAYAN TÜM PROFİLLER İÇİN MİNİMUM SİPARİŞ MİKTARI 300 KG'DİR.
MINIMUM ORDER QUANTITY FOR ALL THE PROFILES THAT ARE NOT IN STOCK IS 300 KG.

01

02

03

04

05

06

MİMARİ KATALOG

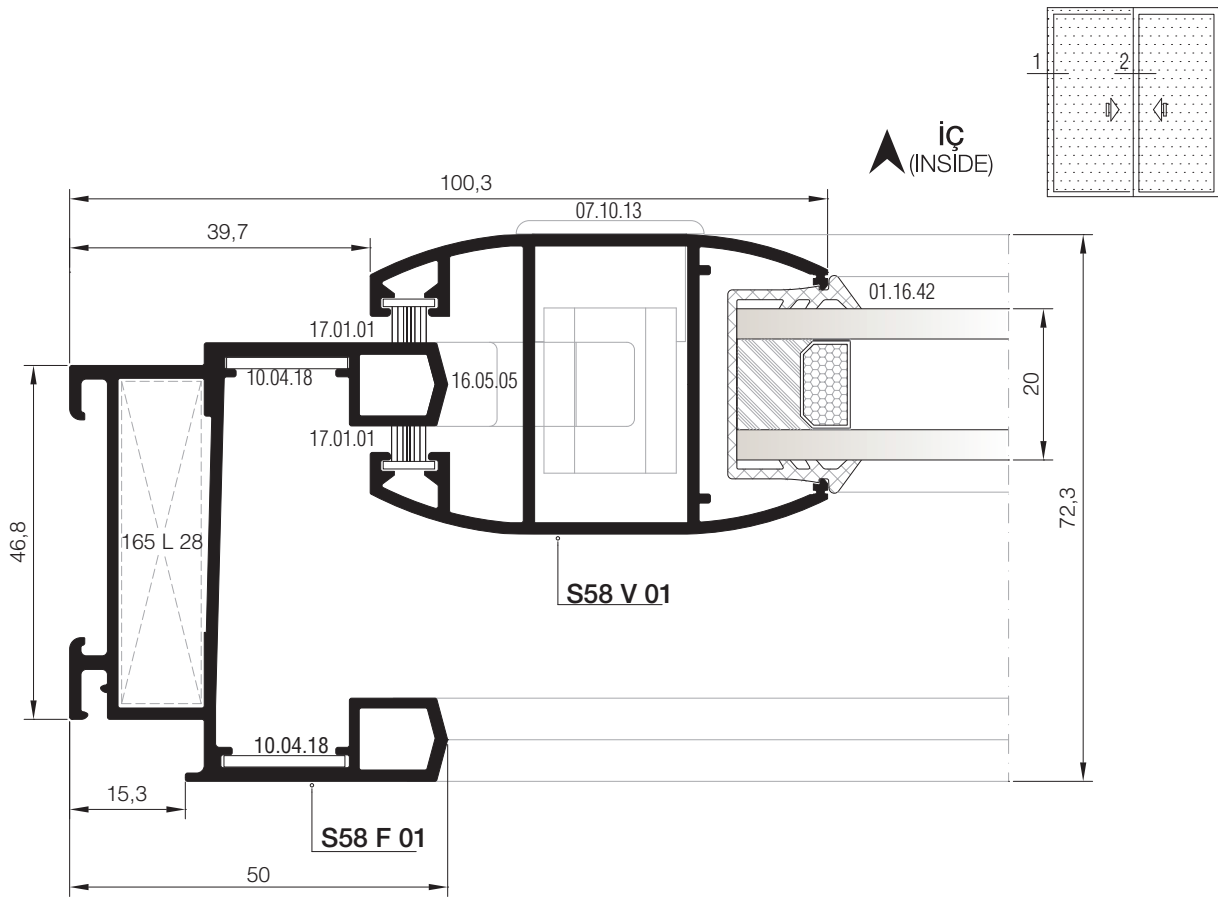
ARCHITECTURAL CATALOGUE

Alüminyum Kapı Pencere ve Giydirme Cephe Sistemleri
Aluminium Door Window and Facade Systems

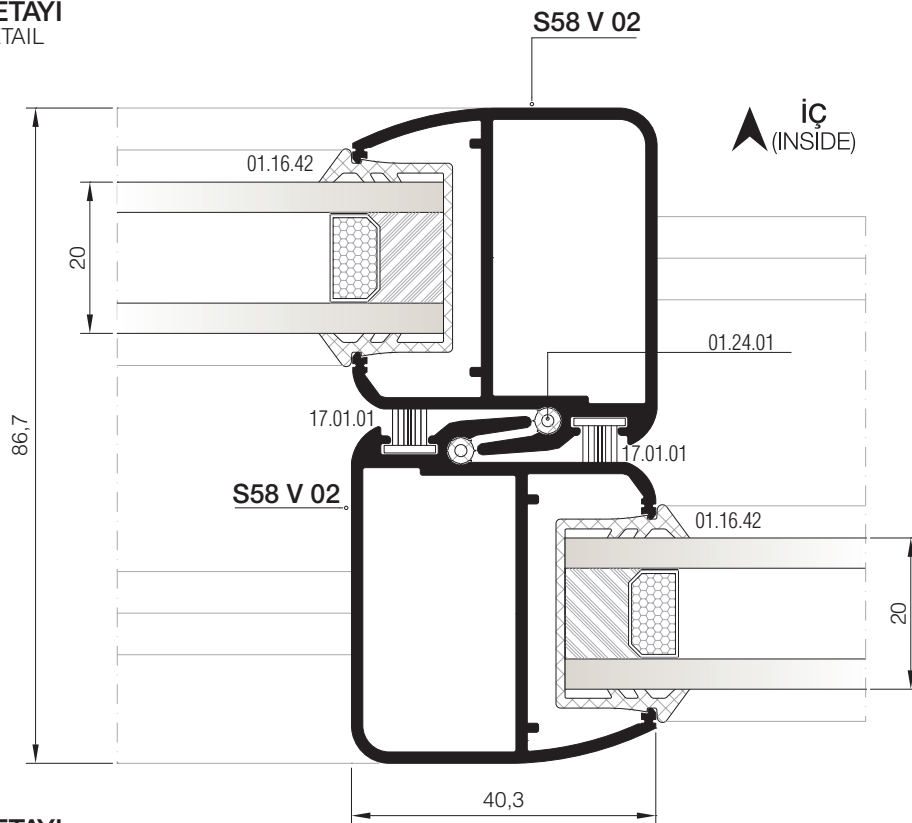
RS58

DETAYLAR

DETAILS



① DETAYI
DETAIL



② DETAYI
DETAIL

01

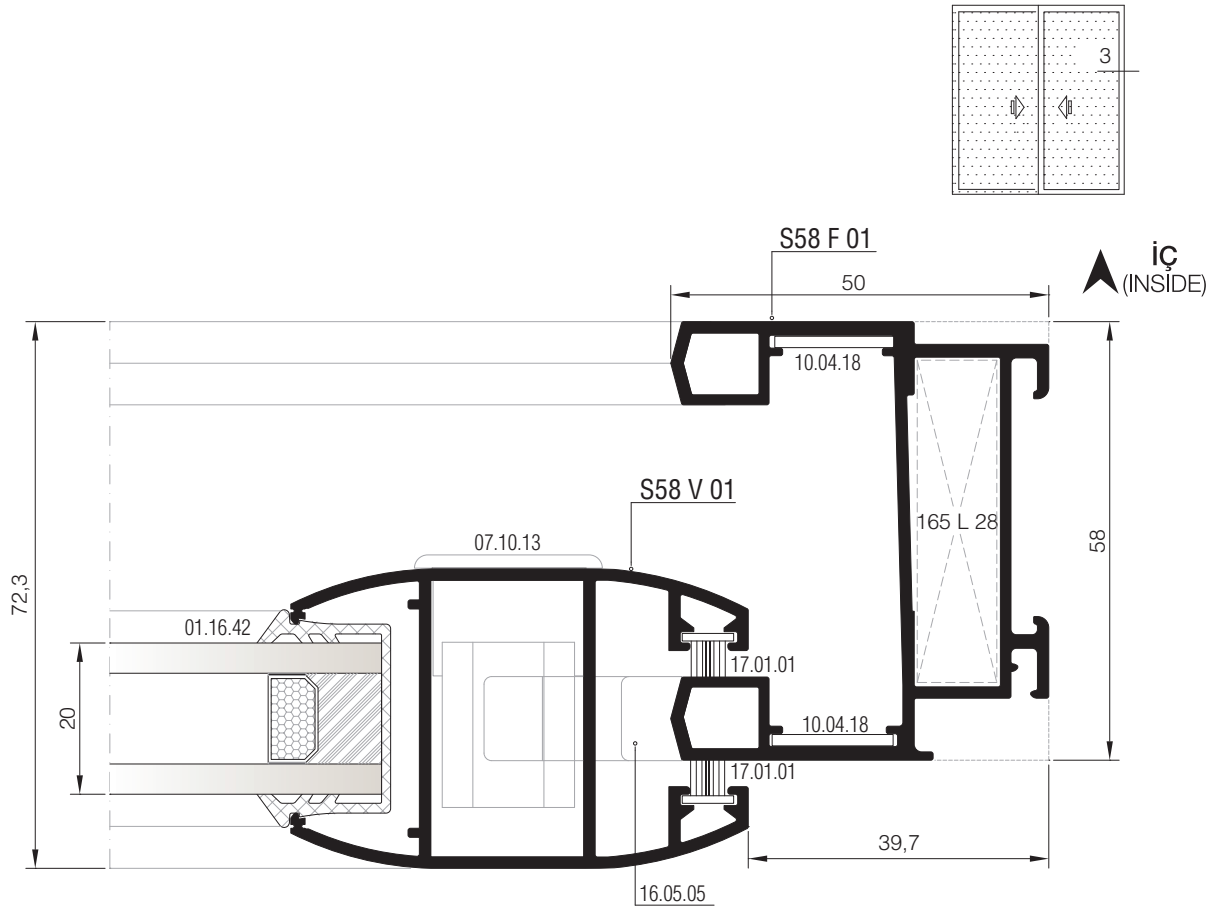
02

03

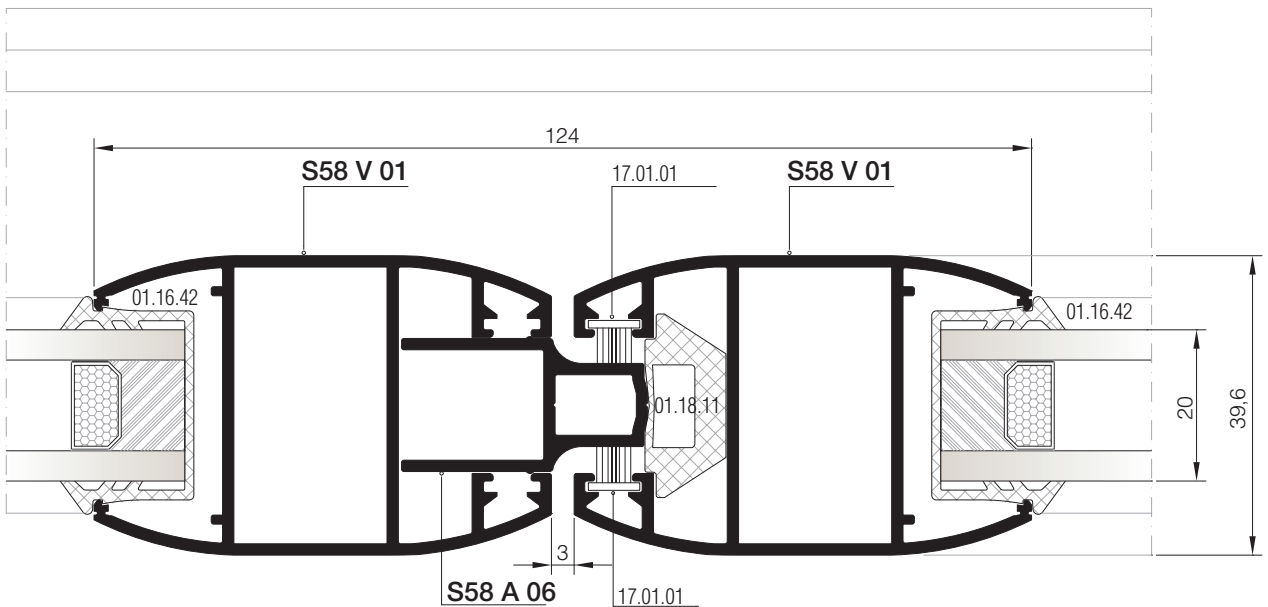
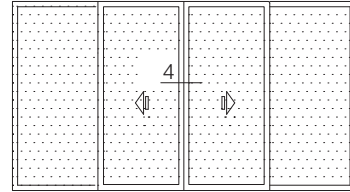
04

05

06



3 DETAYI
DETAIL



4 DETAYI
DETAIL

01

02

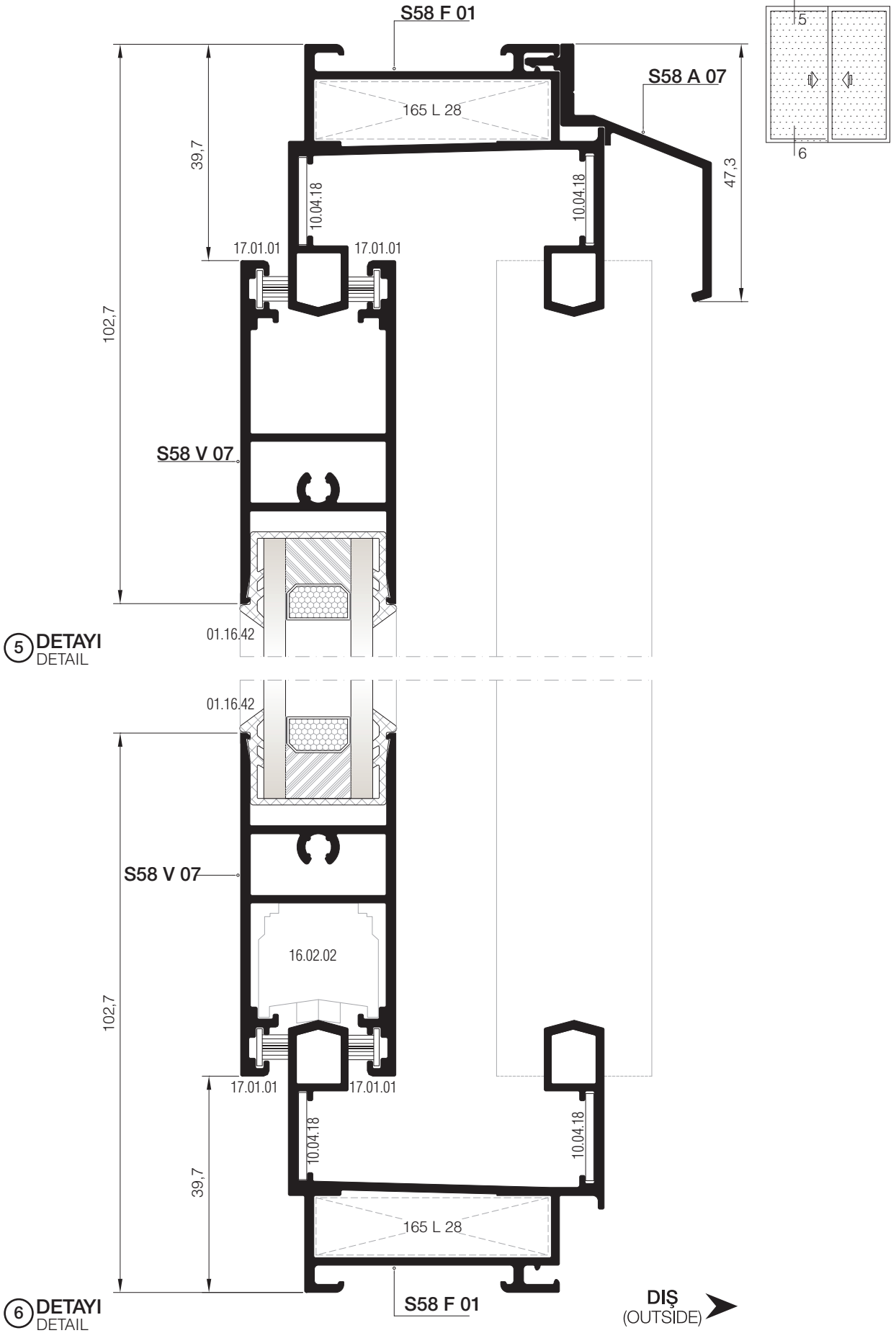
03

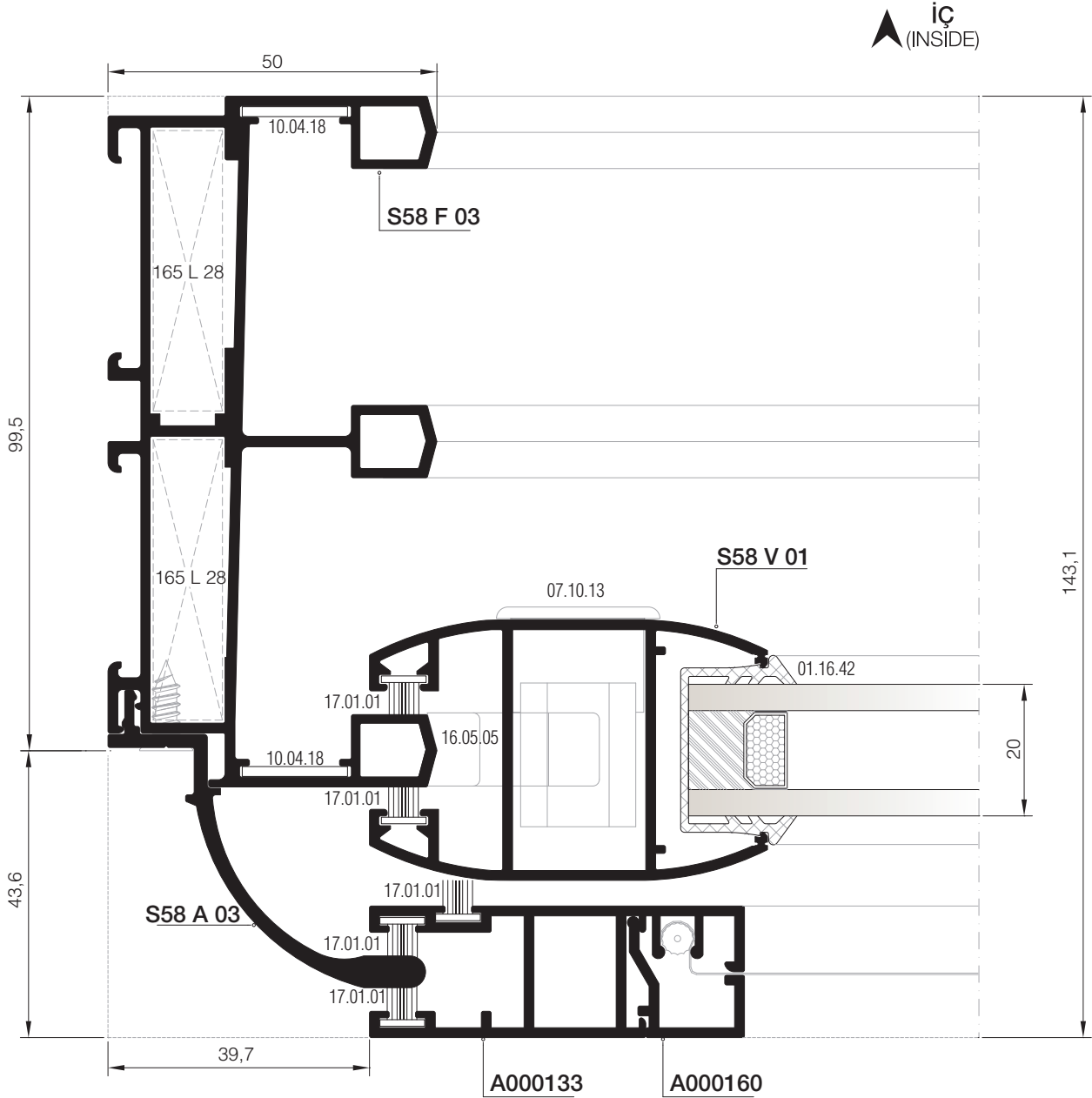
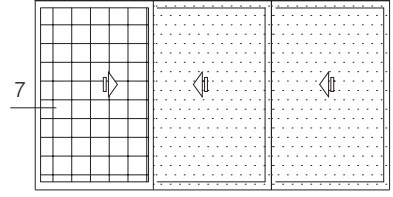
04

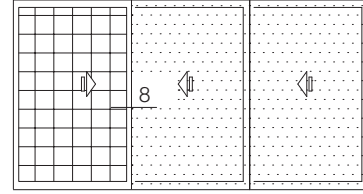
05

06

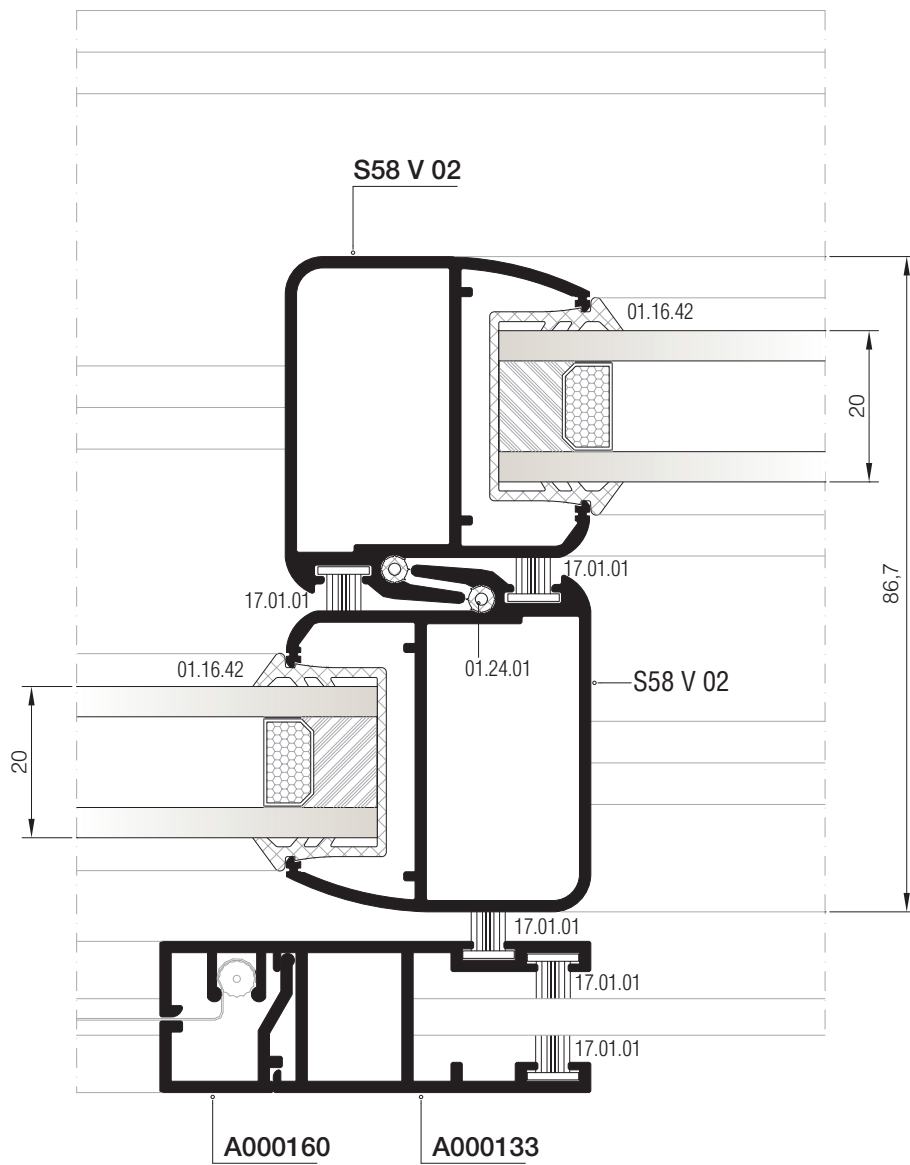
- 01
- 02
- 03
- 04
- 05
- 06

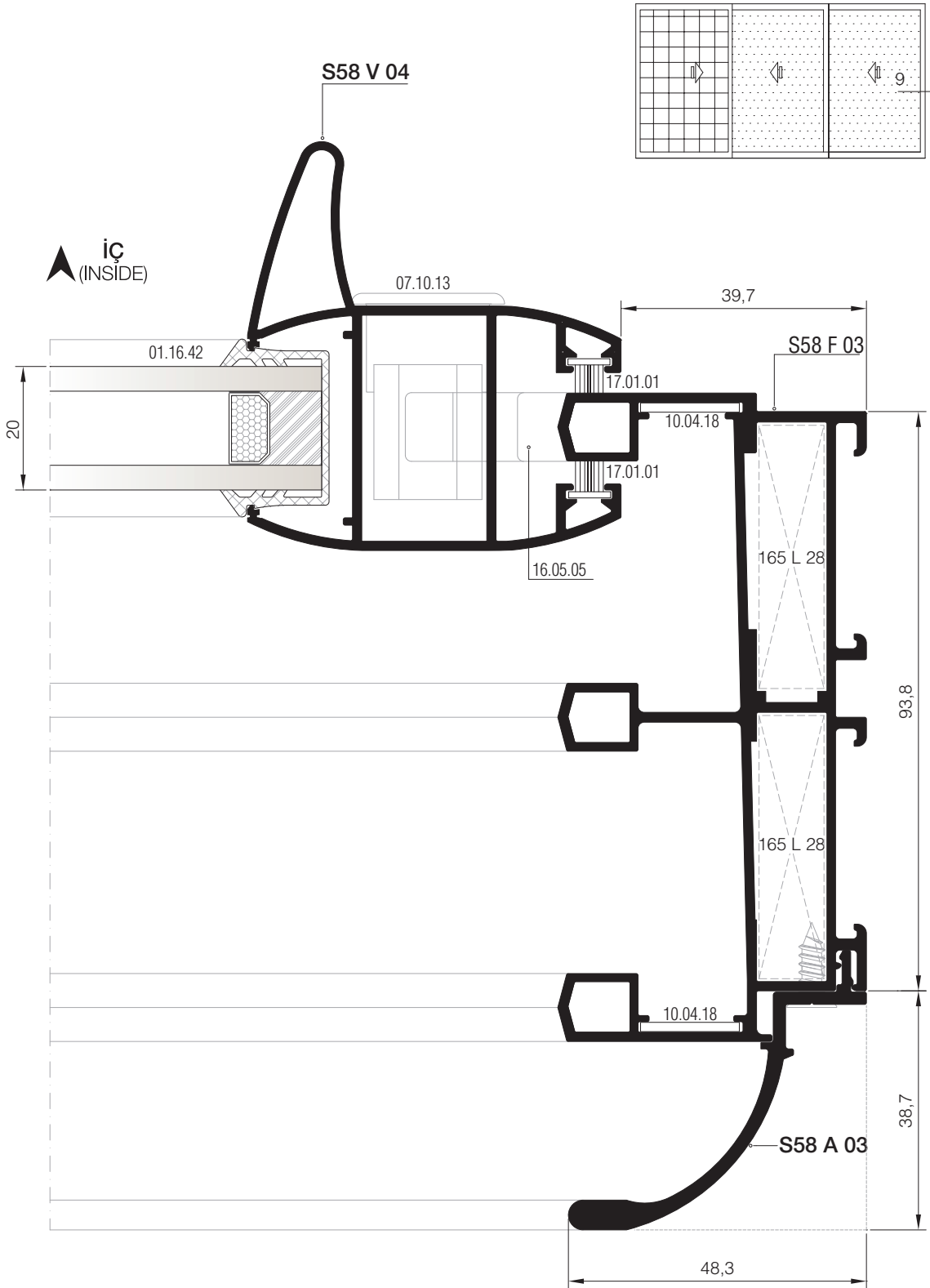






▲ iç
(INSIDE)





01

02

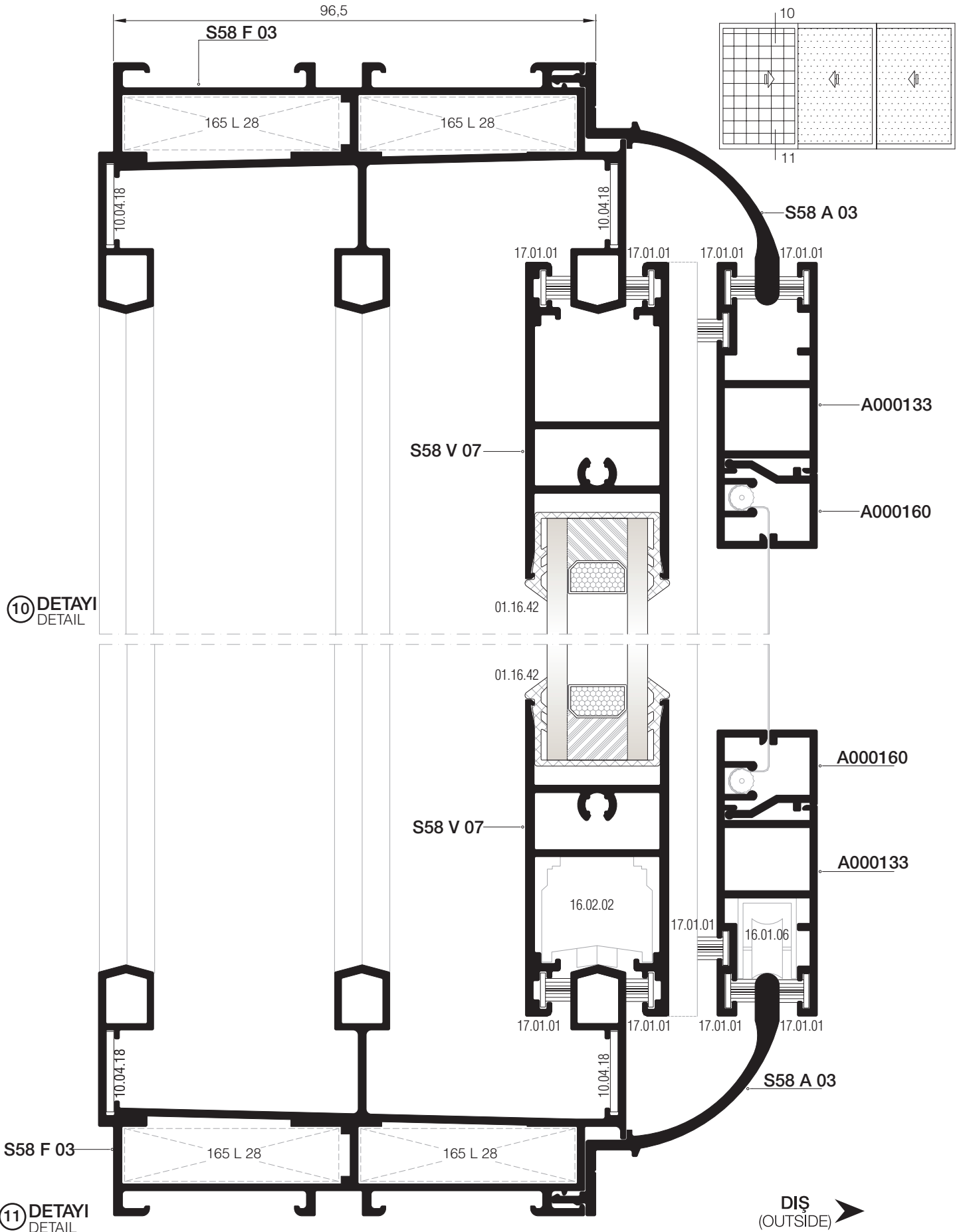
03

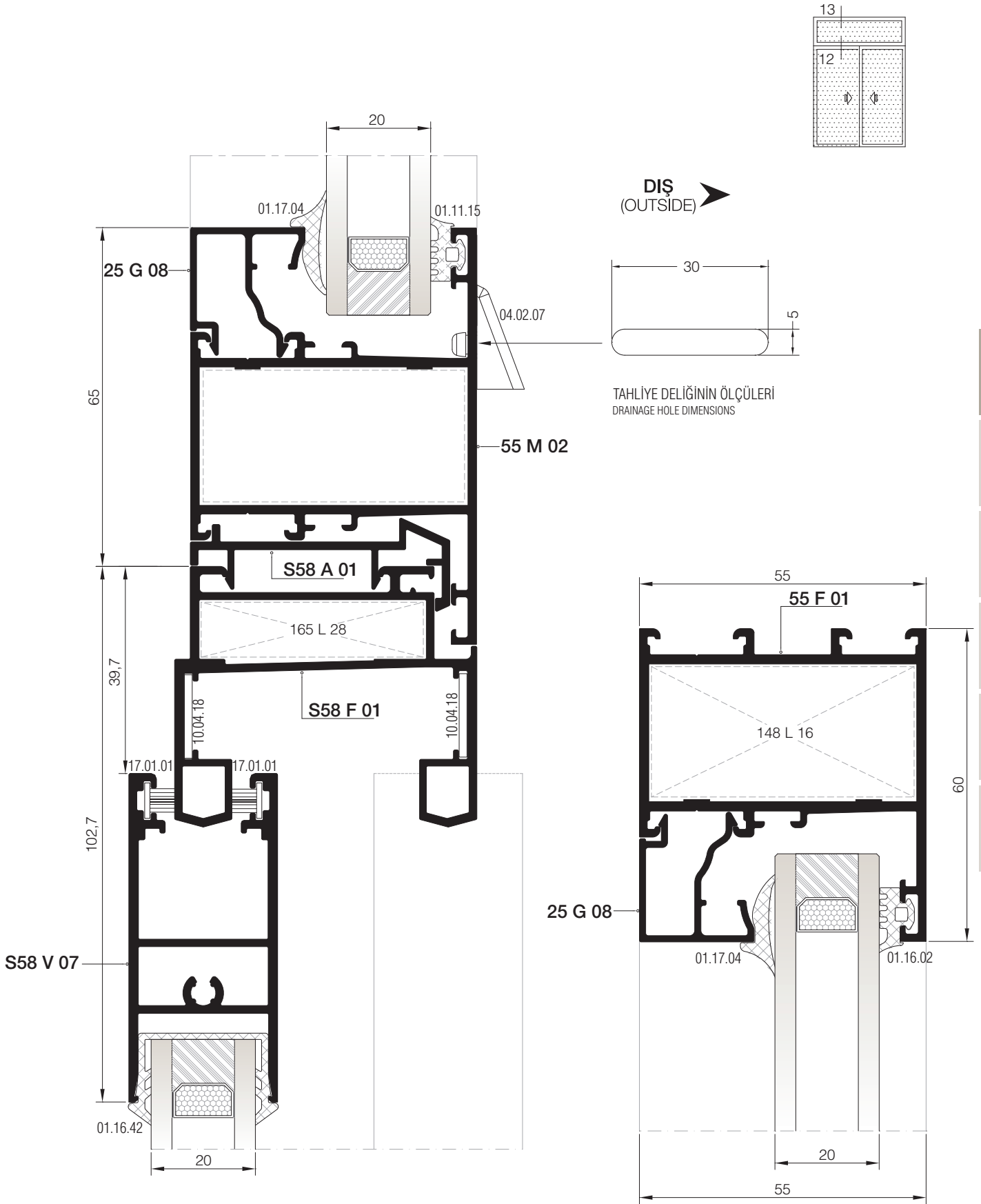
04

05

06

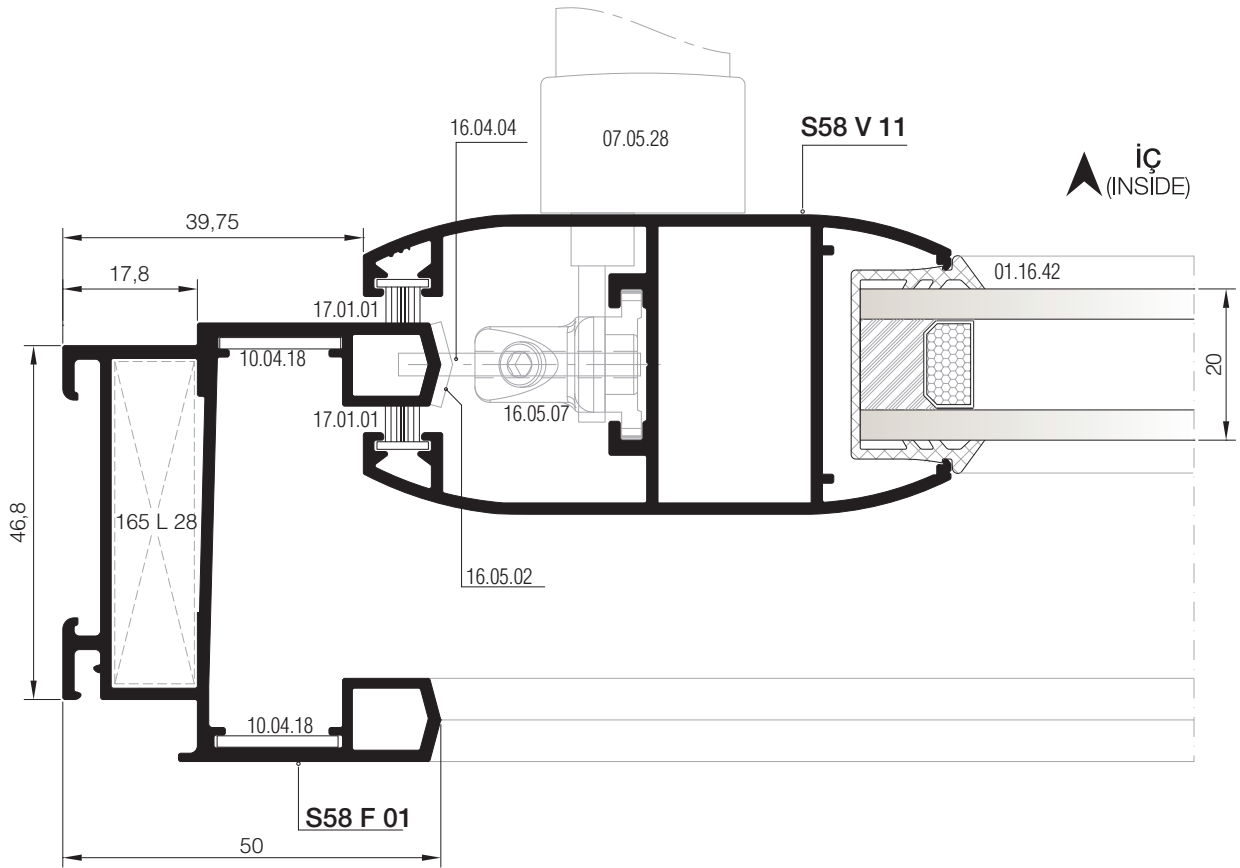
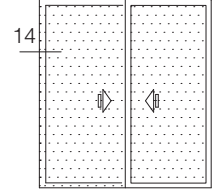
- 01
- 02
- 03
- 04
- 05
- 06

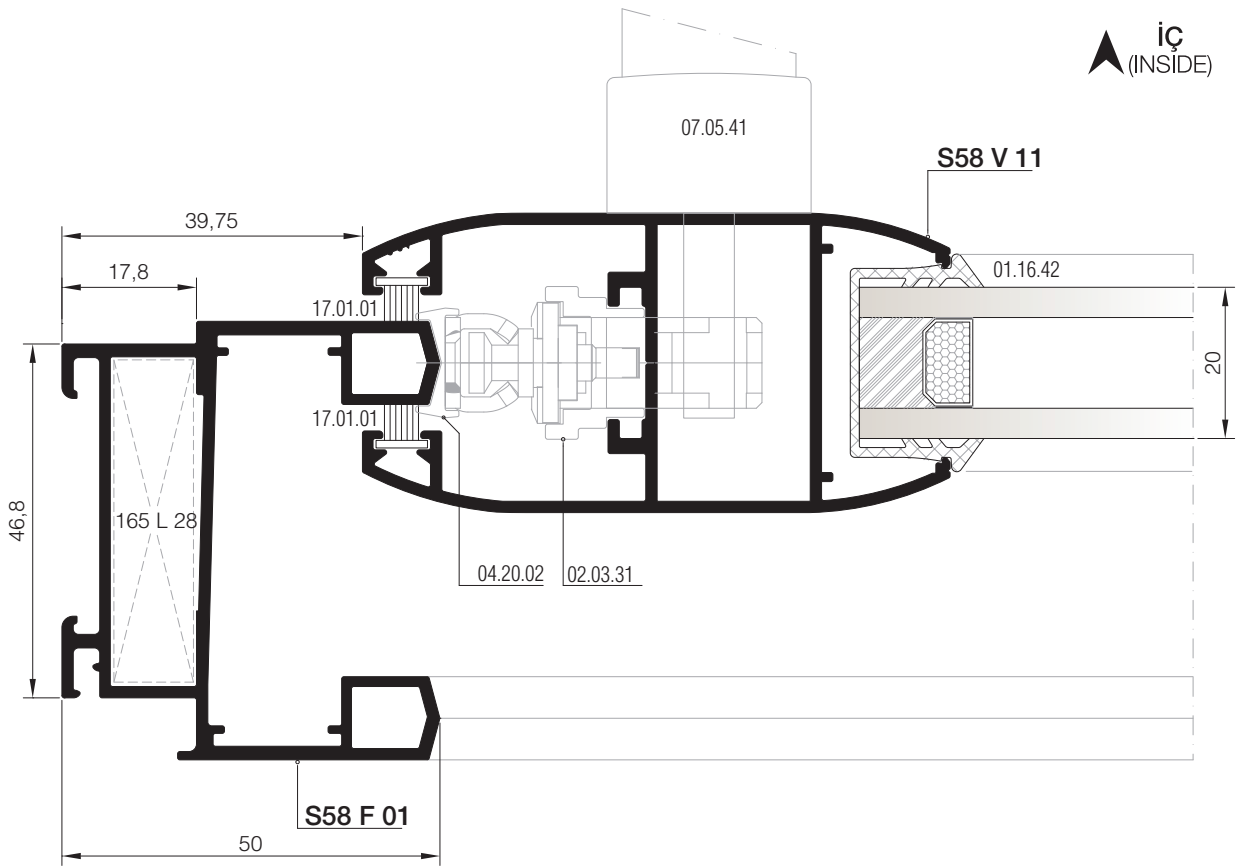
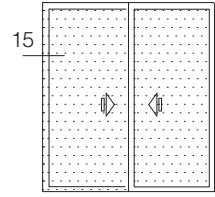




12 DETAYI
DETAIL

13 DETAYI
DETAIL





01

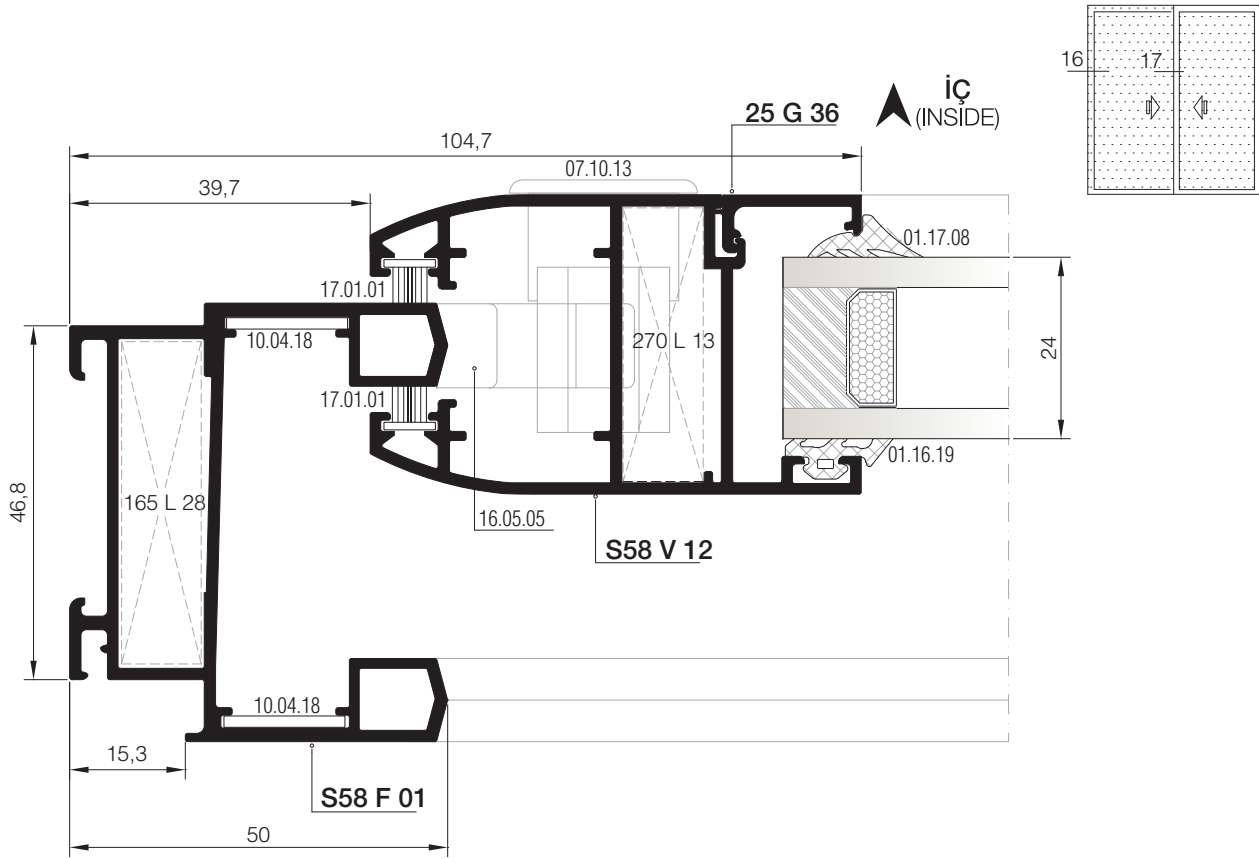
02

03

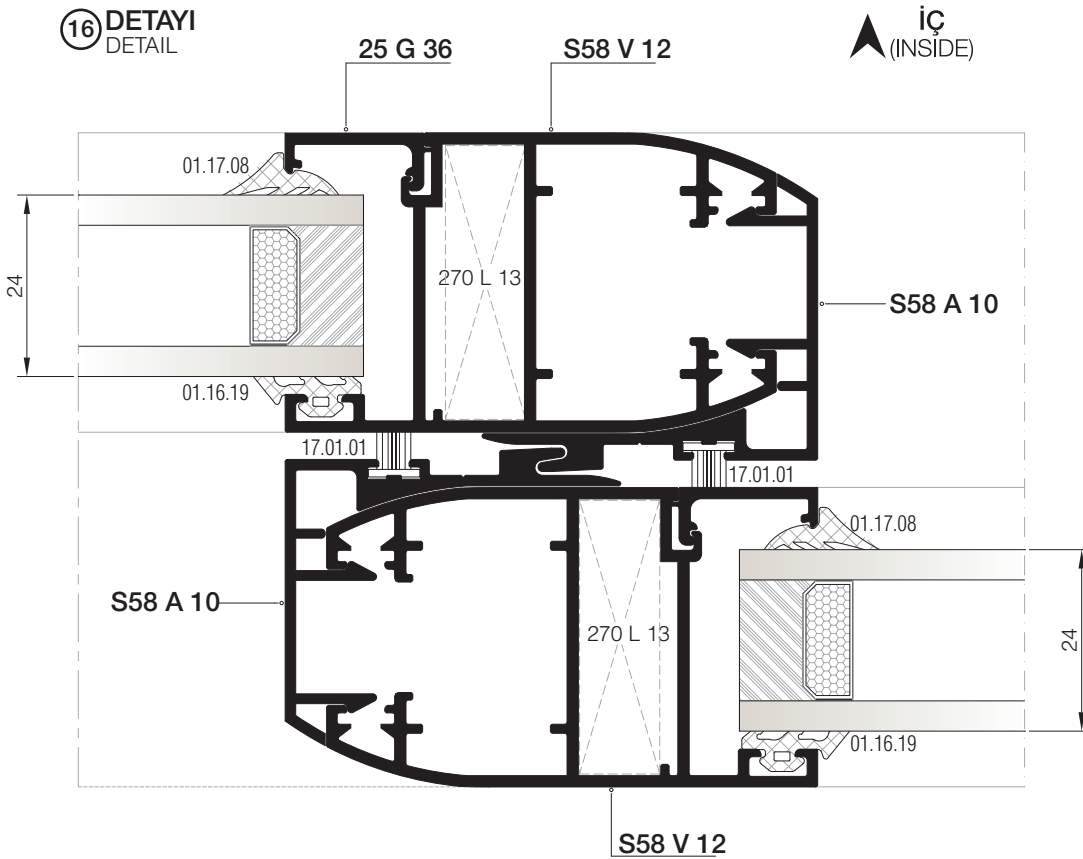
04

05

06

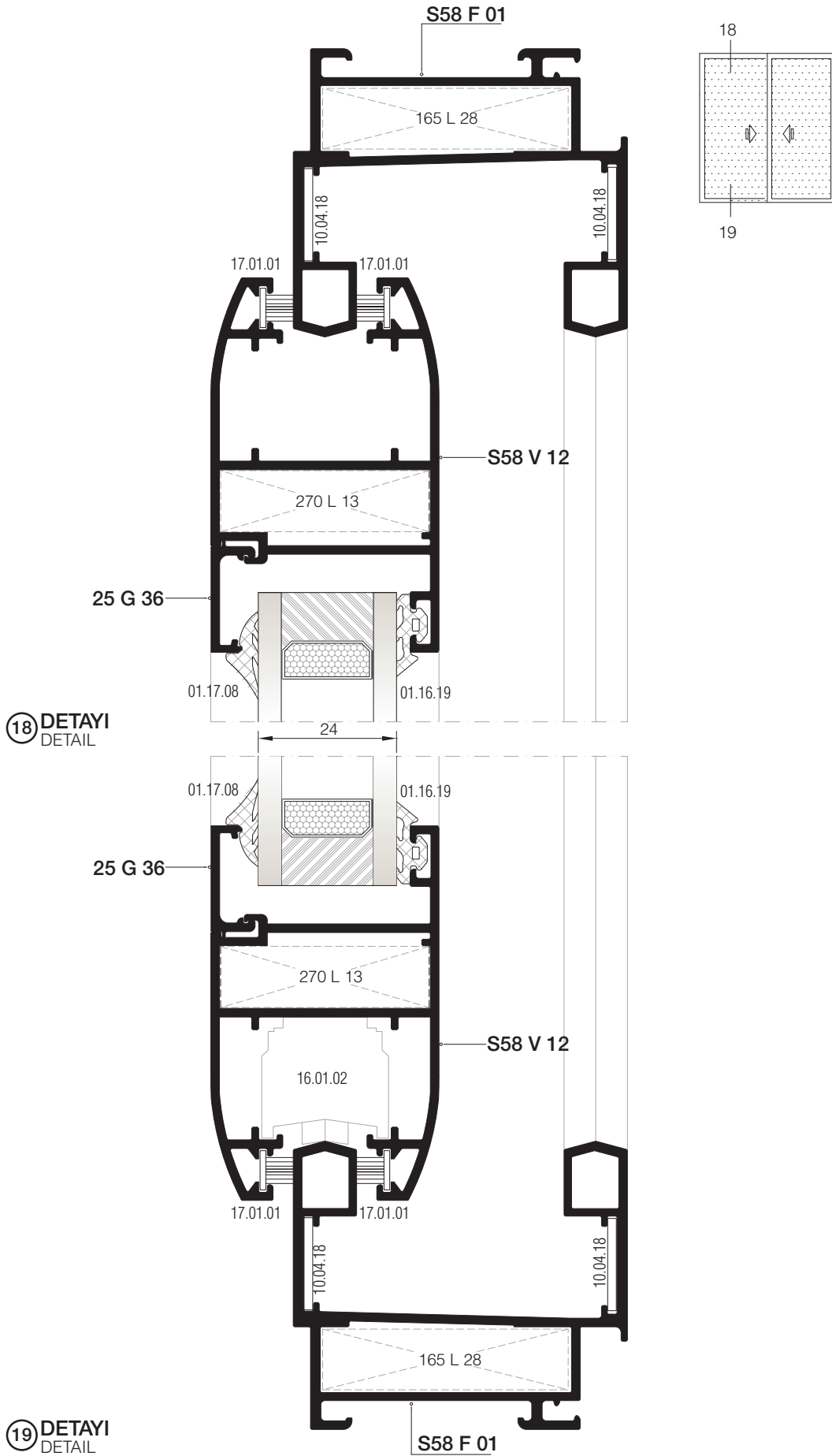


16 DETAYI
DETAIL



17 DETAYI
DETAIL

- 01
- 02
- 03
- 04
- 05
- 06



01

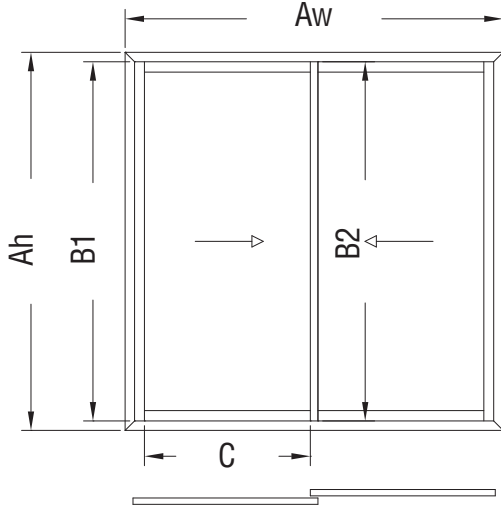
02

03

04

05

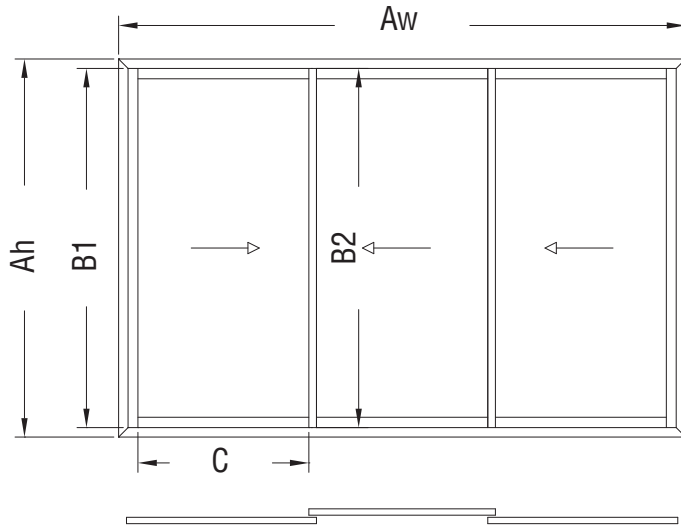
06



PROFİLLER / PROFILES

KOD Code	PROFİL ÇİZİMİ Profile	ADET Unit	KESİM ÖLÇÜSÜ (mm) Cutting Dimension
S58 F 01	A	2	A_w
		2	A_h
S58 V 01	B1	2	$B1 = A_h - 83,4 \text{ mm}$
S58 V 02	B2	2	$B2 = A_h - 83,4 \text{ mm}$
S58 V 07	C	4	$C = \frac{A_w - 85,6 \text{ mm}}{2}$

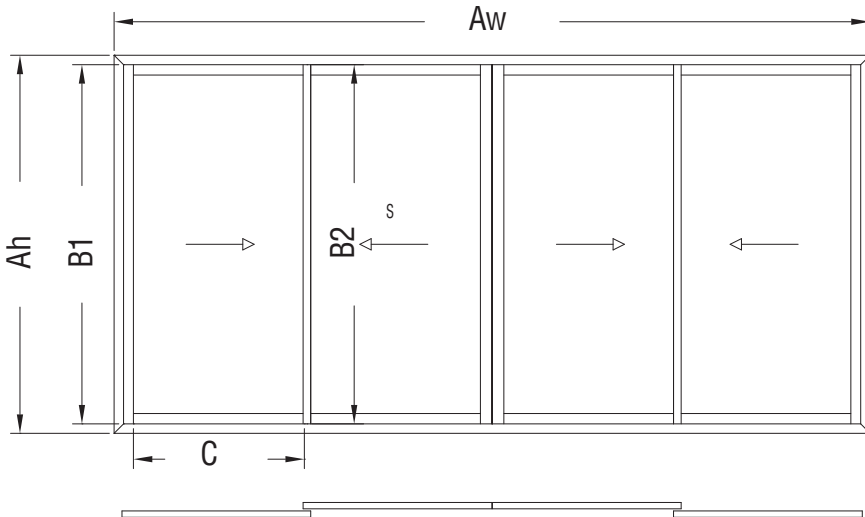
CAM GENİŞLİĞİ Glass Width	$Glw = C - 53,5$	$Glw \times Glh \text{ (m}^2\text{)}$	2 Adet
CAM YÜKSEKLİĞİ Glass Height	$Glh = B1 - 98$		2 Units



PROFİLLER / PROFILES

KOD Code	PROFİL ÇİZİMİ Profile	ADET Unit	KESİM ÖLÇÜSÜ (mm) Cutting Dimension
S58 F 03	A	2	A_w
		2	A_h
S58 V 01	B1	2	$B1 = A_h - 83,4 \text{ mm}$
S58 V 02	B2	4	$B2 = A_h - 83,4 \text{ mm}$
S58 V 07	C	6	$C = \frac{A_w - 48,2 \text{ mm}}{3}$

CAM GENİŞLİĞİ Glass Width	$Glw = C - 53,5$	$Glw \times Glh \text{ (m}^2\text{)}$	3 Adet
CAM YÜKSEKLİĞİ Glass Height	$Glh = B1 - 98$		3 Units



PROFİLLER / PROFILES

KOD Code	PROFİL ÇİZİMİ Profile	ADET Unit	KESİM ÖLÇÜSÜ (mm) Cutting Dimension
S58 F 01	A	2	A_w
		2	A_h
S58 V 01	B1	4	$B1 = A_h - 83,4 \text{ mm}$
S58 V 02	B2	4	$B2 = A_h - 83,4 \text{ mm}$
S58 V 07	C	8	$C = \frac{A_w - 94,7 \text{ mm}}{4}$
S58 A 06	D	1	$D = A_h - 110 \text{ mm}$

CAM GENİŞLİĞİ Glass Width	$Glw = C - 53,5$	$Glw \times Glh \text{ (m}^2\text{)}$	4 Adet
CAM YÜKSEKLİĞİ Glass Height	$Glh = B1 - 98$		4 Units

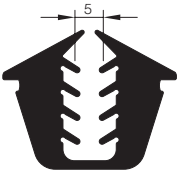
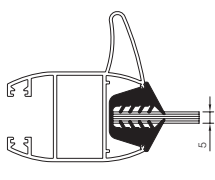

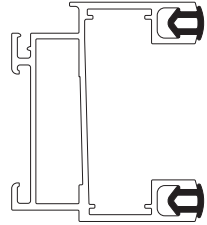
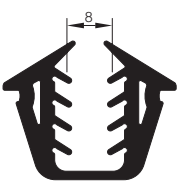
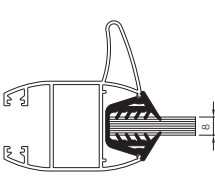

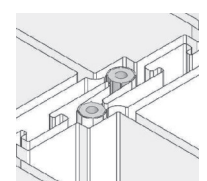

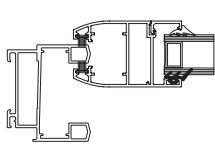

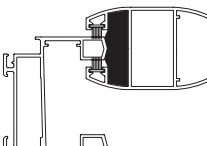
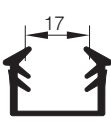


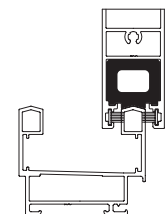
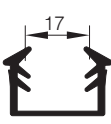

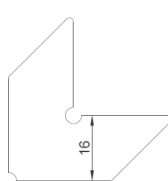
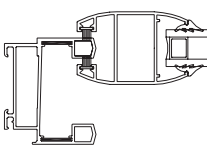
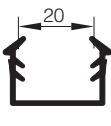

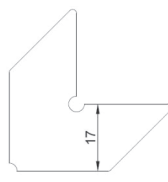
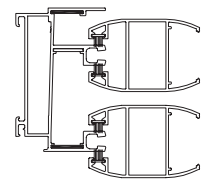

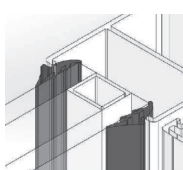

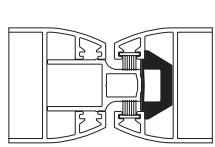
MİMARİ KATALOG ARCHITECTURAL CATALOGUE

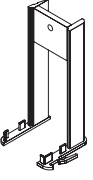
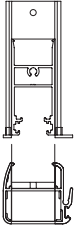
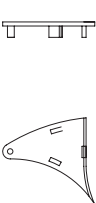
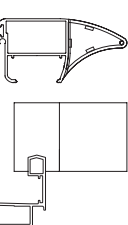
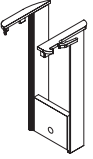
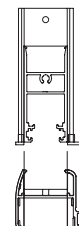
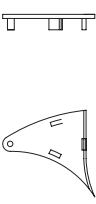
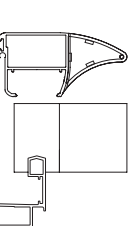
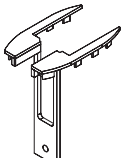
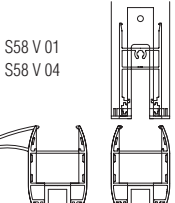
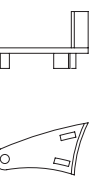
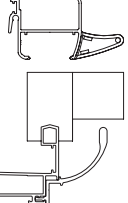
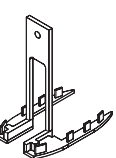
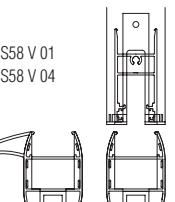
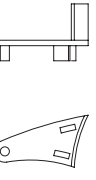
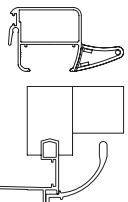
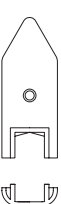
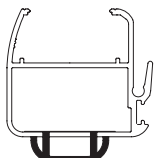

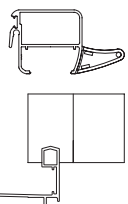
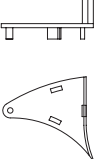
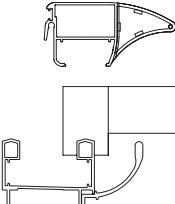

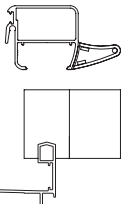
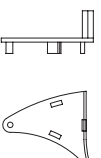
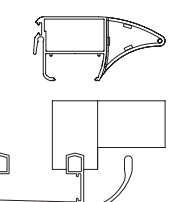

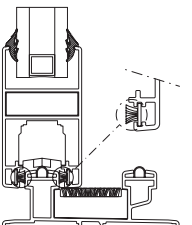
Alüminyum Kapı Pencere ve Giydirme Cephe Sistemleri
Aluminium Door Window and Facade Systems

RS58

AKSESUARLAR

ACCESSORIES

	 <p>01.16.13 CAM FİTİLİ GLAZING GASKET</p> <p>Malzeme / Material: EPDM Ağırlık / Weight: 385 gr/m Paket / Package: 38 m / 15 kg</p>		 <p>01.19.14 RAY FİTİLİ CENTRAL GASKET</p> <p>Malzeme / Material: EPDM Ağırlık / Weight: 52 gr/m Paket / Package: 288 m / 15 kg</p>		
01	 <p>01.16.15 CAM FİTİLİ GLAZING GASKET</p> <p>Malzeme / Material: EPDM Ağırlık / Weight: 333 gr/m Paket / Package: 45 m / 15 kg</p>		 <p>01.24.01 MT-216 A KENET FİTİLİ CONNECTION GASKET</p> <p>Malzeme / Material: EPDM Ağırlık / Weight: 10 gr/m Paket / Package: 1500 m / 15 kg</p>		
02	 <p>01.16.19 DIŞ CAM FİTİLİ GLAZING GASKET</p> <p>Malzeme / Material : EPDM Ağırlık / Weight : 68 gr/m Paket / Package : 220 m / 15 kg</p>		 <p>19.01.04 STOPER BUFFER</p> <p>Malzeme / Material: EPDM</p>		
03	 <p>01.16.41 CAM FİTİLİ GLAZING GASKET</p> <p>Malzeme / Material: EPDM Ağırlık / Weight: 175 gr/m Paket / Package: 85 m / 15 kg</p> <p>Ölçek/Scale: 1/2</p>		 <p>11.05.01 KANAT SABİTLEME TAKOZU VENT FIXING PART</p> <p>Malzeme / Material: PVC</p>		
04	 <p>01.16.41 CAM FİTİLİ GLAZING GASKET</p> <p>Malzeme / Material: EPDM Ağırlık / Weight: 175 gr/m Paket / Package: 85 m / 15 kg</p> <p>Ölçek/Scale: 1/2</p>		 <p>10.04.18 KÖŞE ÇAVUŞU CORNER PIECE</p> <p>Malzeme / Material: Paslanmaz Çelik / Stainless Steel</p>		
05	 <p>01.16.42 CAM FİTİLİ GLAZING GASKET</p> <p>Malzeme / Material: EPDM Ağırlık / Weight: 142 gr/m Paket / Package: 105 m / 15 kg</p> <p>Ölçek/Scale: 1/2</p>		 <p>10.04.19 KÖŞE ÇAVUŞU CORNER PIECE</p> <p>Malzeme / Material: Paslanmaz Çelik / Stainless Steel</p>		
06	 <p>01.17.08 CAM FİTİLİ GLAZING GASKET</p> <p>Malzeme / Material: EPDM Ağırlık / Weight: 51 gr/m Paket / Package: 294 m / 15 kg</p>		 <p>01.18.11 ORTA BASMA FİTİLİ CENTRAL GASKET</p> <p>Malzeme / Material: EPDM Ağırlık / Weight: 208 gr/m Paket / Package: 72 m / 15 kg</p>		

	04.10.03A PVC KAPAK PVC CAP Malzeme / Material: PVC	S58 V 02 S58 V 03 S58 V 09 S58 V 10 		04.10.07A PVC KAPAK PVC CAP Malzeme / Material: PVC S58 F 12 haricindeki kasalar için For other than S58 F 12	S58 V 03 
	04.10.03B PVC KAPAK PVC CAP Malzeme / Material: PVC	S58 V 02 S58 V 03 S58 V 09 S58 V 10 		04.10.07B PVC KAPAK PVC CAP Malzeme / Material: PVC S58 F 12 haricindeki kasalar için For other than S58 F 12	S58 V 03 
	04.10.04A PVC KAPAK PVC CAP Malzeme / Material: PVC	S58 V 01 S58 V 04 		04.10.08A PVC KAPAK PVC CAP Malzeme / Material: PVC S58 A 03 ya da S58 F 12- S58 V 04 ya da S58 V 09 için For S58 A 03 or S58 F 12- S58 V 04 or S58 V 09	S58 V 04 S58 V 09 
	04.10.04B PVC KAPAK PVC CAP Malzeme / Material: PVC	S58 V 01 S58 V 04 		04.10.08B PVC KAPAK PVC CAP Malzeme / Material: PVC S58 A 03 ya da S58 F 12- S58 V 04 ya da S58 V 09 için For S58 A 03 or S58 F 12- S58 V 04 or S58 V 09	S58 V 04 S58 V 09 
	04.10.05 PVC KAPAK PVC CAP Malzeme / Material: PVC			04.10.09A PVC KAPAK PVC CAP Malzeme / Material: PVC S58 F 12 haricindeki kasalar için For other than S58 F 12	S58 V 04 S58 V 09 
	04.10.06A PVC KAPAK PVC CAP Malzeme / Material: PVC S58 A 03 ya da S58 F 12- S58 V 03 için For S58 A 03 or S58 F 12- S58 V 03	S58 V 03 		04.10.09B PVC KAPAK PVC CAP Malzeme / Material: PVC S58 F 12 haricindeki kasalar için For other than S58 F 12	S58 V 04 S58 V 09 
	04.10.06B PVC KAPAK PVC CAP Malzeme / Material: PVC S58 A 03 ya da S58 F 12- S58 V 03 için For S58 A 03 or S58 F 12- S58 V 03	S58 V 03 		17.01.01 KIL FİTİL 670x700 BRUSH 670x700 Malzeme / Material: PVC	

01


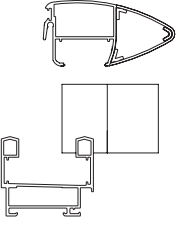
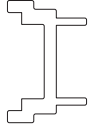
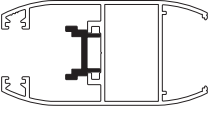

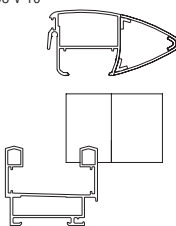
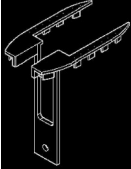
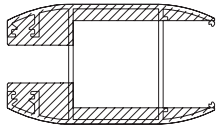
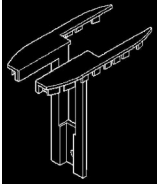
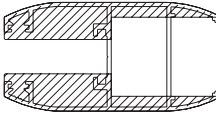

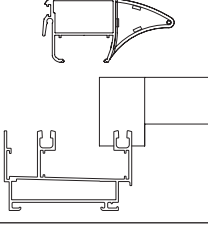
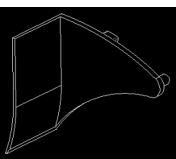
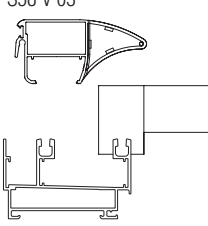
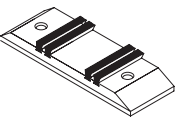
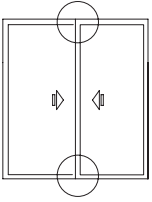
02

03

04

05

06

	 <p>04.10.18A PVC KAPAK PVC CAP Malzeme / Material: PVC S58 F 12 haricindeki kasalar için For other than S58 F 12</p>	<p>S58 V 10</p> 	 <p>02.03.31 SÜRME KANAT İSPANYOLET ADAPTÖRÜ SLIDING VENT HANDLE ADAPTER Malzeme / Material: PVC</p>	
01	 <p>04.10.18B PVC KAPAK (ÜST-ALT) PVC CAP (UP - BOTTOM) Malzeme / Material: PVC S58 F 12 haricindeki kasalar için For other than S58 F 12</p>	<p>S58 V 10</p> 		
02	 <p>04.10.22 PVC KAPAK (ÜST-ALT) PVC CAP (UP - BOTTOM) Malzeme / Material : PVC</p>	<p>S58 V 08</p> 		
03	 <p>04.10.23 PVC KAPAK (ÜST-ALT) PVC CAP (UP - BOTTOM) Malzeme / Material: PVC</p>	<p>S58 V 11</p> 		
04	 <p>04.10.39A PVC KAPAK PVC CAP Malzeme / Material: PVC S58 F 15 - S58 V 03 için kapak PVC Cap for S58 F 15 - S58 V 03</p>	<p>S58 V 03</p> 		
05	 <p>04.10.39B PVC KAPAK PVC CAP Malzeme / Material: PVC S58 F 15 - S58 V 03 için kapak PVC Cap for S58 F 15 - S58 V 03</p>	<p>S58 V 03</p> 		
06	 <p>04.11.02 SIZDIRMAZLIK PARÇASI SEALING PART Malzeme / Material: PVC</p>			

 <p>07.05.28 RESCARA GLOBAL PENCERE KOLU (TEK DİLLİ) RESCARA GLOBAL HANDLE FOR WINDOWS (SINGLE RAIL) Renk / Colour: Siyah-Beyaz-Gri Black-White-Grey</p> <p>EN 1670</p>	 <p>07.05.25 GIESSE İSPANYOLET KOL (ÇİFT DİLLİ) GIESSE HANDLE FOR WINDOWS (DOUBLE RAIL) Renk / Colour: Siyah-Beyaz-Gri Black-White-Grey</p> <p>UNI CEI EN ISO / IEC 17050</p>
 <p>07.05.32 RESCARA GLOBAL PENCERE KOLU (ÇİFT DİLLİ) RESCARA GLOBAL HANDLE FOR WINDOWS (DOUBLE RAIL) Renk / Colour: Siyah-Beyaz-Gri Black-White-Grey</p> <p>EN 1670, 13126-8</p>	 <p>07.25.01 GIESSE TİJ BAĞLANTI PARÇASI GIESSE CONNECTION ROD Renk / Colour: Siyah-Black Malzeme / Material: Polyamid / Polyamide</p> <p>07.05.25 Kol için / For Handle 07.05.25</p>
 <p>07.13.08 RESCARA KOL BAĞLANTI PARÇASI RESCARA CONNECTION PART FOR HANDLE Malzeme / Material: PVC</p> <p>07.05.32 Kol için / For Handles 07.05.32</p>	 <p>07.13.07 KOL BAĞLANTI PARÇASI CONNECTION PART FOR HANDLE Malzeme / Material: Zamak -Zamak</p> <p>07.05.28 Kol için / For Handle 07.05.28</p>
 <p>16.05.07 KİLİT ADAPTÖRÜ LOCK ADAPTER</p> <p>07.05.25, 07.05.28 ve 07.05.32 Kolları için / For Handle 07.05.25, 07.05.28 and 07.05.32</p>	 <p>16.05.02 SÜRME KİLİT KARŞILIĞI STRIKER FOR SLIDING LOCK</p> <p>07.05.25, 07.05.28 ve 07.05.32 Kolları için / For Handles 07.05.25, 07.05.28 and 07.05.32</p>
 <p>16.04.04 SÜRME DİL SLIDING BOLT</p> <p>07.05.25, 07.05.28 ve 07.05.32 Kolları için / For Handles 07.05.25, 07.05.28 and 07.05.32</p>	

01

02

03

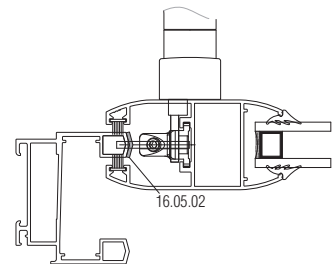
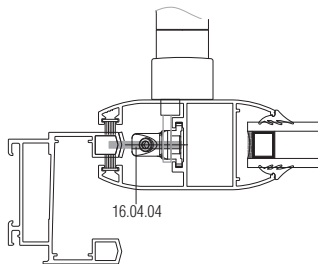
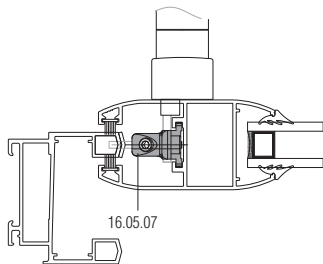
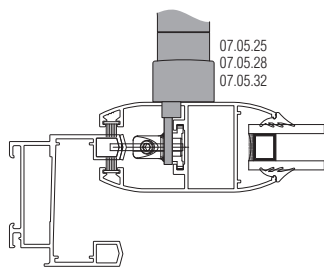
04

05

06

KOL İLE KİLİTLEME SEÇİM TABLOSU
LOCKING KIT SELECTION TABLE WITH HANDLE

KOD CODE	TANIM DESCRIPTION	ADET NUMBER				KANAT VENT	
		H: 0-1200 mm	H: 1201-1799 mm	H: 1800-2199mm	H: 2200-2500 mm		
RESCARA TEK DİLLİ KOL RESCARA SINGLE RAIL HANDLE	07.05.28	RESCARA GLOBAL PENCERE KOLU RESCARA GLOBAL HANDLE	1	1	1	1	S58 V 11
	07.13.07	KOL BAĞLANTI PARÇASI CONNECTION PART FOR HANDLE	1	1	1	1	
GIESSE ÇİFT DİLLİ KOL GIESSE DOUBLE RAIL HANDLE	07.05.25	GIESSE İSPANYOLET KOL GIESSE HANDLE FOR WINDOWS	1	1	1	1	
	07.25.01	GIESSE TIJ BAĞLANTI PARÇASI GIESSE CONNECTION ROD	1	1	1	1	
RESCARA ÇİFT DİLLİ KOL RESCARA DOUBLE RAIL HANDLE	07.05.32	RESCARA GLOBAL PENCERE KOLU RESCARA GLOBAL HANDLE	1	1	1	1	
	07.13.08	RESCARA KOL BAĞLANTI PARÇASI RESCARA CONNECTION ROD	1	1	1	1	
16.05.07	KİLİT ADAPTÖRÜ LOCK ADAPTER	2	3	4	5		
16.04.04	SÜRME DİL SLIDING BOLT	2	3	4	5		
16.05.02	SÜRME KİLİT KARŞILIĞI STRIKER FOR SLIDING LOCK	2	3	4	5		



 <p>07.10.12 HAVUZLU KİLİT ANAHTARLI SLIDING LOCK WITH KEY Malzeme / Material: Alüminyum- Zamak Aluminium -Zamak</p>	 <p>07.10.13 HAVUZLU KİLİT SLIDING LOCK Malzeme / Material: Alüminyum- Zamak Aluminium -Zamak</p>
 <p>07.10.14 ÇİFTLİ HAVUZLU KİLİT ANAHTARLI DOUBLE SLIDING LOCK WITH KEY Malzeme / Material: Alüminyum- Zamak Aluminium -Zamak</p>	 <p>07.10.09 HAVUZ KOL SLIDING HANDLE Malzeme / Material: Alüminyum- Zamak Aluminium -Zamak</p>
 <p>07.11.03 KOL ÜSTÜ KARŞILIK STRIKER FOR HANDLE 07.10.12 , 07.10.13 , 07.10.14 Sürme Kilit için / For Handle 07.10.12 , 07.10.13 , 07.10.14</p>	 <p>07.11.04 KOL ÜSTÜ KARŞILIK STRIKER FOR HANDLE 07.10.12 , 07.10.13 , 07.10.14 Sürme Kilit için / For Handle 07.10.12 , 07.10.13 , 07.10.14</p>
 <p>16.05.05 SÜRME KİLİT ADAPTÖRÜ LOCK ADAPTER 07.10.12 , 07.10.13 , 07.10.14 Sürme Kilit için / For Handle 07.10.12 , 07.10.13 , 07.10.14</p>	 <p>16.04.02 SÜRME DİL SLIDING BOLT 07.10.12 , 07.10.13 , 07.10.14 Sürme Kilit için / For Handle 07.10.12 , 07.10.13 , 07.10.14</p>

01

02

03

04

05

06

HAVUZLU KOL İLE KİLİTLEME SEÇİM TABLOSU 1

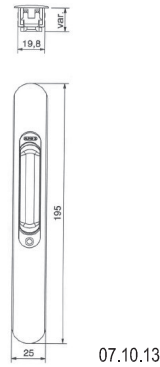
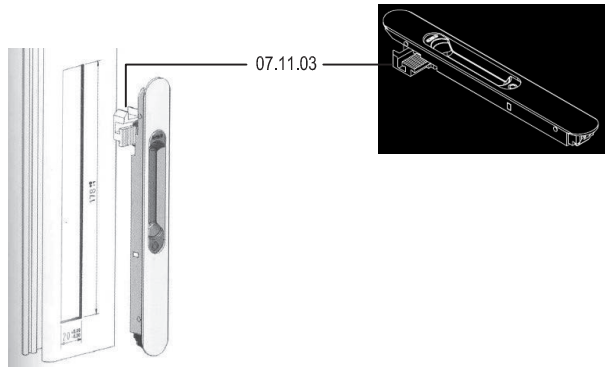
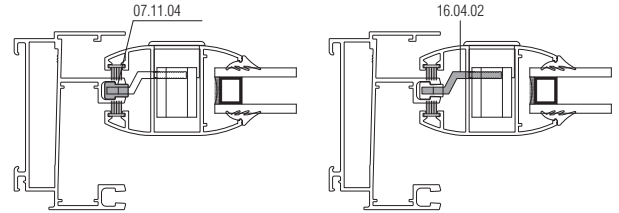
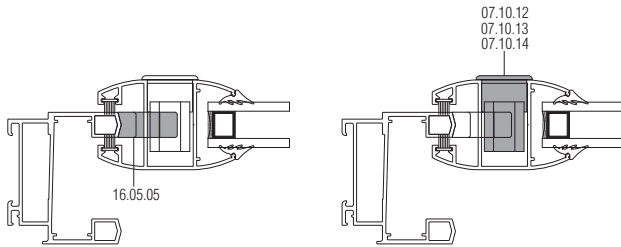
LOCKING KIT SELECTION TABLE WITH SLIDING LOCK 1

KOD CODE	TANIM DESCRIPTION	ADET NUMBER	KANAT VENT
07.10.12 07.10.13 07.10.14	HAVUZLU KİLİT SLIDING LOCK	1	S58 V 01 S58 V 04 S58 V 12 S58 V 08
16.05.05	SÜRME KİLİT ADAPTÖRÜ SLIDING LOCK ADAPTER	1	
07.11.03	KOL ÜSTÜ KARŞILIK STRIKER FOR HANDLE	1	

HAVUZLU KOL İLE KİLİTLEME SEÇİM TABLOSU 2

LOCKING KIT SELECTION TABLE WITH SLIDING LOCK 2

KOD CODE	TANIM DESCRIPTION	ADET NUMBER	KANAT VENT
07.10.12 07.10.13 07.10.14	HAVUZLU KİLİT SLIDING LOCK	1	S58 V 01 S58 V 04 S58 V 12 S58 V 08
16.04.02	SÜRME DİL SLIDING BOLT	1	
07.11.04	KOL ÜSTÜ KARŞILIK STRIKER FOR HANDLE	1	



01

02

03

04

05

06



07.05.41

RESCARA AKUSTİK PENCERE KOLU
RESCARA ACOUSTIC HANDLE

Renk / Colour: Siyah-Beyaz-Gri
Black-White-Grey



07.05.42

RESCARA AKUSTİK PENCERE KOLU
RESCARA ACOUSTIC HANDLE

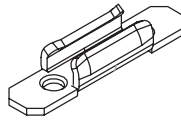
Renk / Colour: Siyah-Beyaz-Gri
Black-White-Grey



07.05.48

RESCARA GİZLİ SÜRME KOLU
RESCARA HIDDEN SLIDING HANDLE

Renk / Colour: Siyah-Beyaz-Gri
Black-White-Grey



16.05.08


SÜRME KİLİT KARŞILIĞI
STRIKER FOR SLIDING LOCK

07.05.41, 07.05.42, 07.05.48 PVC Kol için / For PVC Handle 07.05.41, 07.05.42, 07.05.48

07.18.XX

22 EKSEN SÜRME İSPANYOLETİ
22 AXIS STEEL GEARBOX SLIDING ESPOGNOLETTE

Renk / Colour: Siyah-Beyaz-Gri
Black-White-Grey




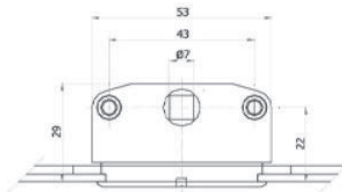
04.20.02

SÜRME KİLİT KARŞILIĞI ALT PLASTİK PARÇASI
TIN PLATE STRIKER FOR SLIDING LOCK

Malzeme / Material : PVC

07.18.XX 22 EKSEN SÜRME İSPANYOLETİ
07.18.XX 22 AXIS STEEL GEARBOX SLIDING ESPOGNOLETTE

KOD CODE	ÖLÇÜ DIMENSION
07.18.24	h: 600mm-800mm / 22
07.18.25	h: 800mm-1000mm / 22
07.18.26	h: 1000mm-1200mm / 22
07.18.27	h: 1200mm-1400mm / 22
07.18.28	h: 1400mm-1600mm / 22
07.18.29	h: 1600mm-1800mm / 22
07.18.30	h: 1800mm-2000mm / 22
07.18.31	h: 2000mm-2200mm / 22



01

02

03

04

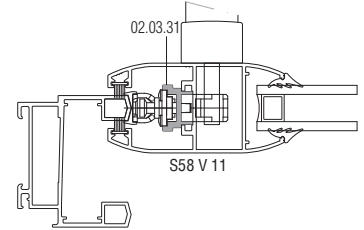
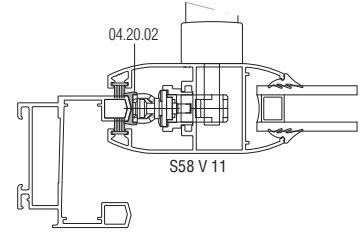
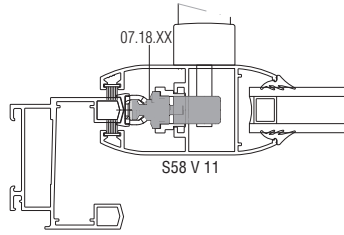
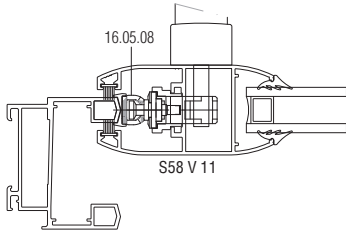
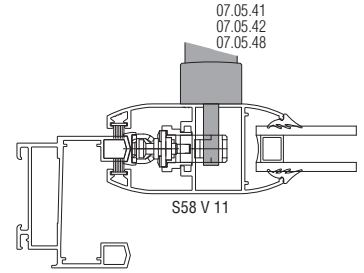
05

06

PVC KOL İLE KİLİTLEME SEÇİM TABLOSU

LOCKING KIT SELECTION TABLE WITH PVC HANDLE

KOD CODE	TANIM DESCRIPTION	ADET NUMBER	KANAT VENT
07.05.41 07.05.42 07.05.48	PVC İSPANYOLET KOL PVC HANDLE	1	S58 V 11
16.05.08	SÜRME KİLİT KARŞILIĞI STRIKER FOR SLIDING LOCK	BKZ. 07.18.xx SEÇİM TABLOSU SEE 07.18.xx SELECTION TABLE	
04.20.03	SÜRME SAC KARŞILIĞI TIN PLATE STRIKER FOR SLIDING LOCK	BKZ. 07.18.xx SEÇİM TABLOSU SEE 07.18.xx SELECTION TABLE	
07.18.XX	SÜRME İSPANYOLETİ SLIDING ESPOGNOLETTE	1	



07.18.xx 22 EKSEN SÜRME İSPANYOLETİ
07.18.xx 22 AXIS STEEL GEARBOX SLIDING ESPOGNOLETTE

KOD CODE	TANIM DESCRIPTION	16.05.08 ADET/NUMBER	04.20.02 ADET/NUMBER
07.18.24	h: 600mm-800mm / 22	2	2
07.18.25	h:800mm-1000mm / 22	2	2
07.18.26	h: 1000mm-1200mm / 22	3	3
07.18.27	h: 1200mm-1400mm / 22	3	3
07.18.28	h: 1400mm-1600mm / 22	3	3
07.18.29	h:1600mm-1800mm / 22	3	3
07.18.30	h:1800mm-2000mm / 22	4	4
07.18.31	h:2000mm-2200mm / 22	4	4

 <p>16.02.02 GIESSE AYARLI ÇİFTLİ RULMAN GIESSE ADJUSTABLE CARRERA 2 PULLEYS</p> <p>Malzeme / Material: Alüminyum- Zamak Aluminium -Zamak</p> <p>2 Adet 180 kg taşır. / 180 kg with 2 pulleys EN 13126-15 : 2008</p>	 <p>16.02.07 RESCARA AYARLI ÇİFTLİ RULMAN RESCARA ADJUSTABLE CARRERA 2 PULLEYS</p> <p>2 Adet 120 kg taşır. / 120 kg with 2 pulleys</p>
 <p>16.01.01 AYARLI TEKLİ RULMAN PULLEY WITH SINGLE WHEEL</p> <p>Malzeme / Material: Alüminyum- Zamak Aluminium -Zamak</p> <p>2 Adet 35 kg taşır. / 35 kg with 2 pulleys Max. kanat ölçüsü 600x1500./ Max. vent dimension 600x1500</p>	 <p>16.01.02 AYARLI ÇİFTLİ RULMAN ADJUSTABLE PULLEY</p> <p>Malzeme / Material: Alüminyum- Zamak Aluminium -Zamak</p> <p>2 Adet 65 kg taşır. / 65 kg with 2 pulleys Max. kanat ölçüsü 1000x2100./ Max. vent dimension 1000x2100</p>
 <p>16.01.12 METAL TEKERLEKLİ AYARLI RULMAN STEEL ADJUSTABLE PULLEYS</p> <p>2 Adet 65 kg taşır. / 65 kg with 2 pulleys Max. kanat ölçüsü 1000x2100./ Max. vent dimension 1000x2100</p>	 <p>16.01.13 METAL TEKERLEKLİ AYARLI RULMAN PULLEY WITH SINGLE WHEEL</p> <p>2 Adet 35 kg taşır. / 35 kg with 2 pulleys Max. kanat ölçüsü 600x1500./ Max. vent dimension 600x1500</p>
 <p>16.01.06 SİNEKLİK RULMANI PULLEY FOR INSECT SCREEN</p>	 <p>21.01.02 PUNCH MAKİNESİ PUNCH MACHINE</p> <p>Pnömatik</p>
 <p>16.06.01 ÇELİK RAY STEEL RAIL</p> <p>Malzeme / Material: Paslanmaz Çelik Stainless Steel</p>	 <p>16.06.02 ÇELİK RAY STEEL RAIL</p> <p>Malzeme / Material: Paslanmaz Çelik Stainless Steel</p> <p>S58 F 15 için / For S58 F 15</p>

01

02

03

04

05

06

