

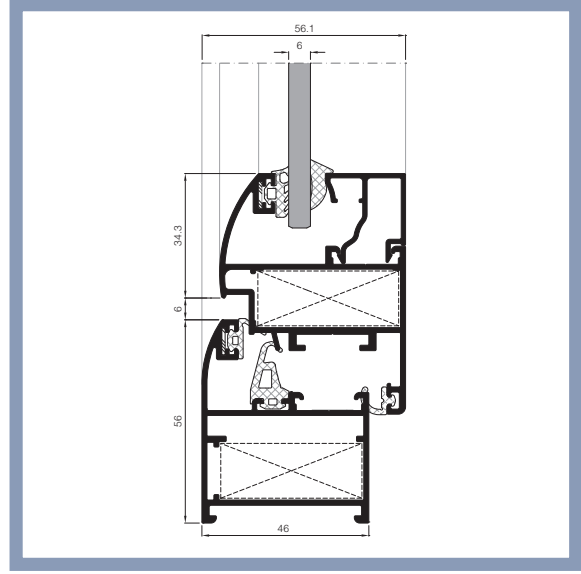

# MİMARİ KATALOG ARCHITECTURAL CATALOGUE

Alüminyum Kapı Pencere ve Giydirme Cephe Sistemleri  
Aluminium Door Window and Facade Systems

# RESCARA



# RW46



## TEKNİK ÖZELLİKLER / TECHNICAL PROPERTIES

KASA DERİNLİĞİ / FRAME DEPTH	46 mm
KANAT DERİNLİĞİ / VENT DEPTH	51,6 / 46 / 51,2 mm
PROFİL ET KALINLIĞI / PROFILE WALL THICKNESS	1,4 mm
MAKS. CAM KALINLIĞI / MAX. GLASS THICKNESS	22 mm

## KULLANIM SEÇENEKLERİ / APPLICATION ALTERNATIVES

	KAPI DOOR	PENCERE WINDOW
İÇE AÇILIR / INWARD OPENING	•	•
DIŞA AÇILIR BİNİLİ KAPI / OUTWARD OPENING DOOR	•	
VASİSTAS / BOTTOM HUNG		•
DIŞA - İÇE AÇILIR HEMYÜZ KAPI / OUTWARD-INWARD OPENING COPLANAR DOOR	•	
ÇİFT EKSEN AÇILIM / TILT&TURN OPENING	•	•
PVC AKSESUAR İÇİN KANAT / VENT FOR PVC ACCESSORIES	•	•

# MİMARİ KATALOG

## ARCHITECTURAL CATALOGUE

Alüminyum Kapı Pencere ve Giydirme Cephe Sistemleri  
Aluminium Door Window and Facade Systems



Rescara Sistem Detayları  
Rescara System Details

# RW46

PROFİLLER

PROFILES

01

02

03

04

05

06

07

08

09

10

11

12

KOD / CODE	AĞIRLIK (kg/m) / WEIGHT	Jxx cm <sup>4</sup>	Jyy cm <sup>4</sup>	L m	
R46 F 01	0,827	8,533	5,419	6	
R46 F 02	1,003	11,918	18,074	6	
R46 F 03	0,907	9,939	8,264	6	
R46 F 05	0,914	9,556	8,853	6	

01

02

03

04

05

06

07

08

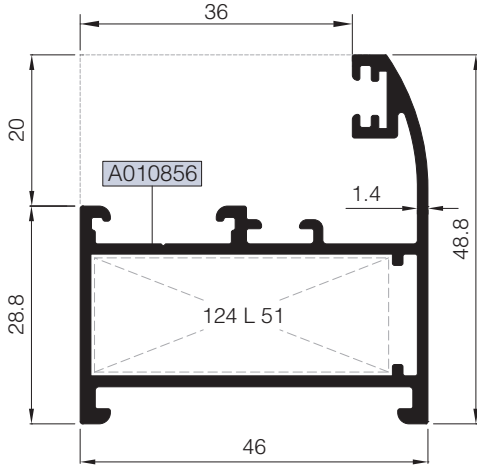
09

10

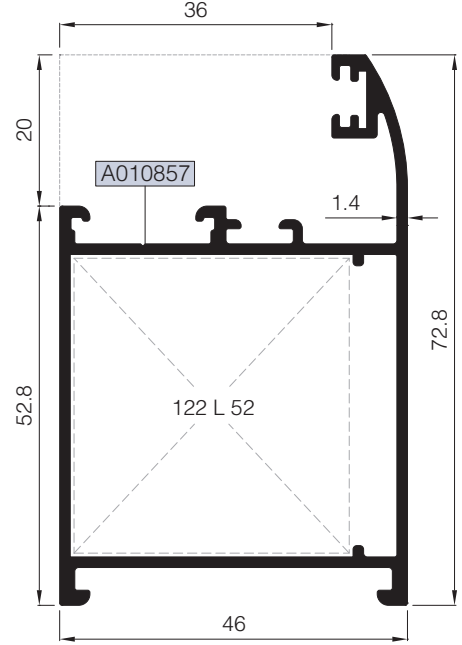
11

12

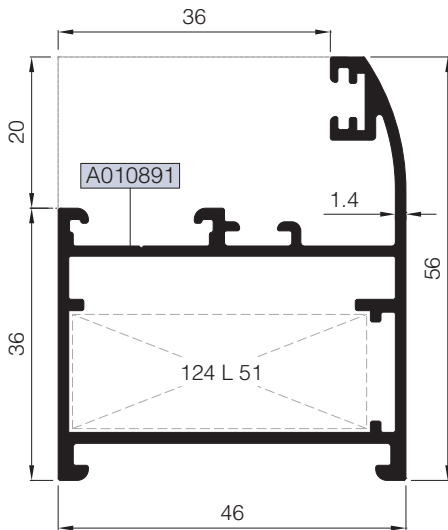
R46 F 01



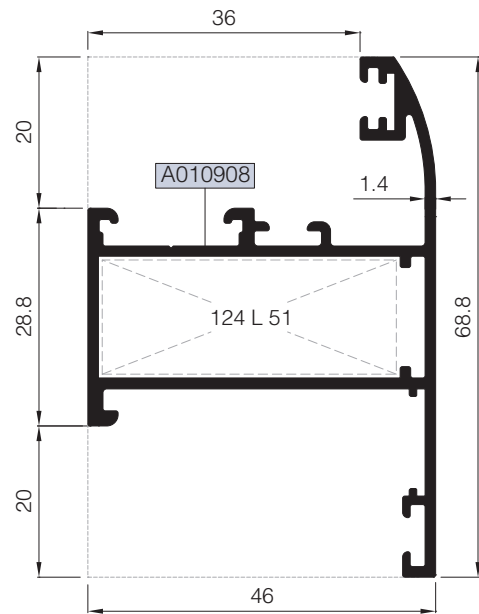
R46 F 02



R46 F 03

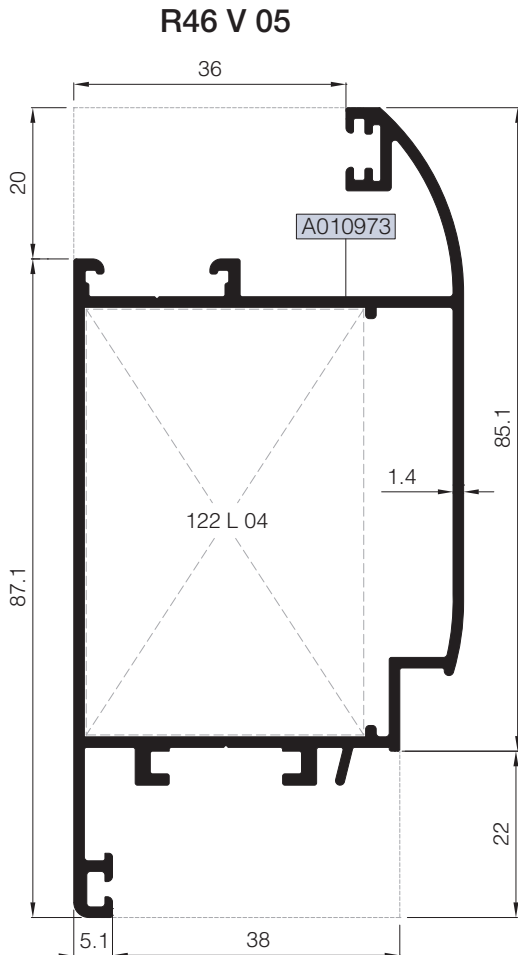
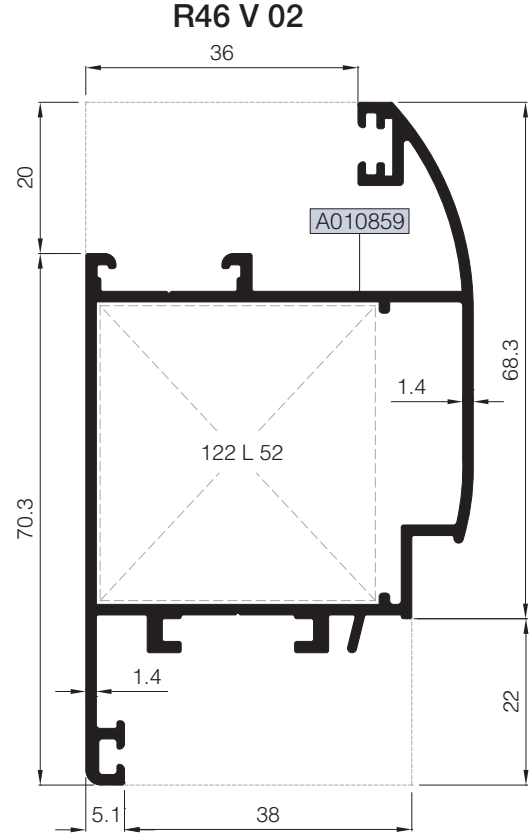
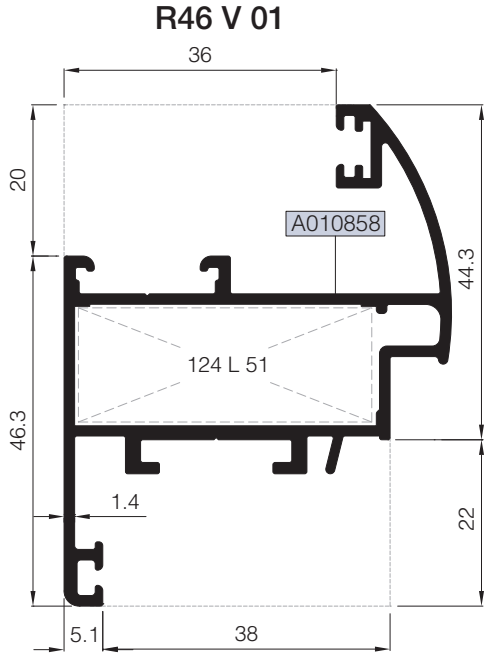




R46 F 05



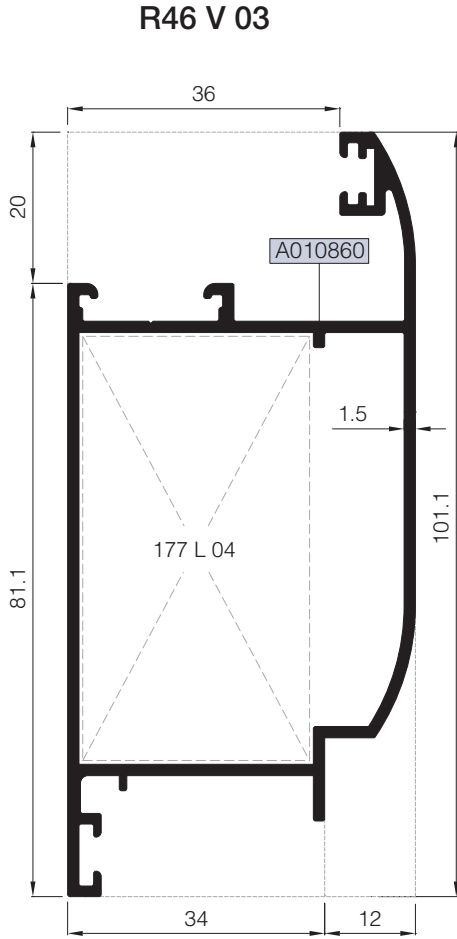
Nr		L m	KESİM ÖLÇÜSÜ CUTTING SIZE	AKS. KODU ACS. CODE
R46 F 01	A010856			
R46 F 03	A010891	25 L 51 (A010887)	39,3 mm	124 L 51
R46 F 05	A010908			
R46 F 02	A010857	25 L 52 (A010888)	36,7 mm	122 L 52

KOD / CODE	AĞIRLIK (kg/m) / WEIGHT	Jxx cm <sup>4</sup>	Jyy cm <sup>4</sup>	L m	
R46 V 01	1,011	11,784	9,210	6	
R46 V 02	1,190	15,826	26,390	6	
R46 V 05	1,315	19,086	46,297	6	

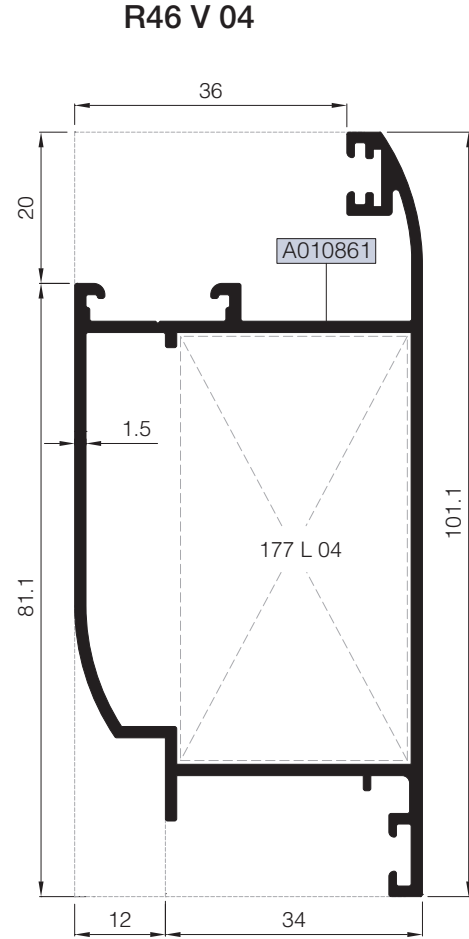


Nr		 L m	KESİM ÖLÇÜSÜ CUTTING SIZE	 AKS. KODU ACS. CODE
R46 V 01	A010858	25 L 51 (A010887)	39,3 mm	124 L 51
R46 V 02	A010859	25 L 52 (A010888)	36,7 mm	122 L 52
R46 V 05	A010973	25 L 04 (A002211)	36,7 mm	122 L 04

KOD / CODE	AĞIRLIK (kg/m) / WEIGHT	Jxx cm <sup>4</sup>	Jyy cm <sup>4</sup>	L m	
R46 V 03	1,204	15,071	37,926	6	
R46 V 04	1,204	14,263	37,934	6	



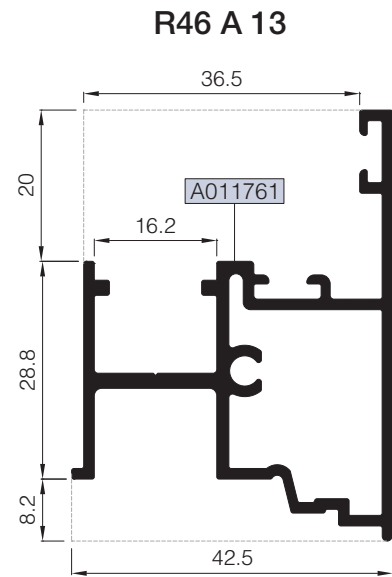
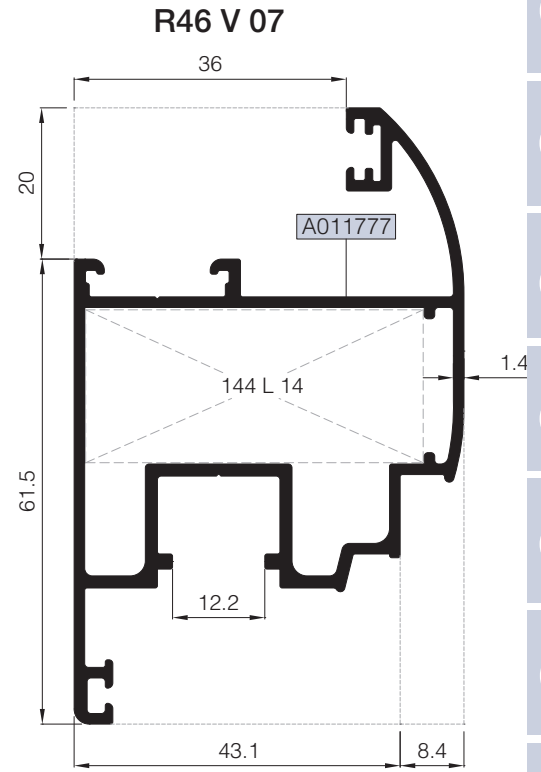
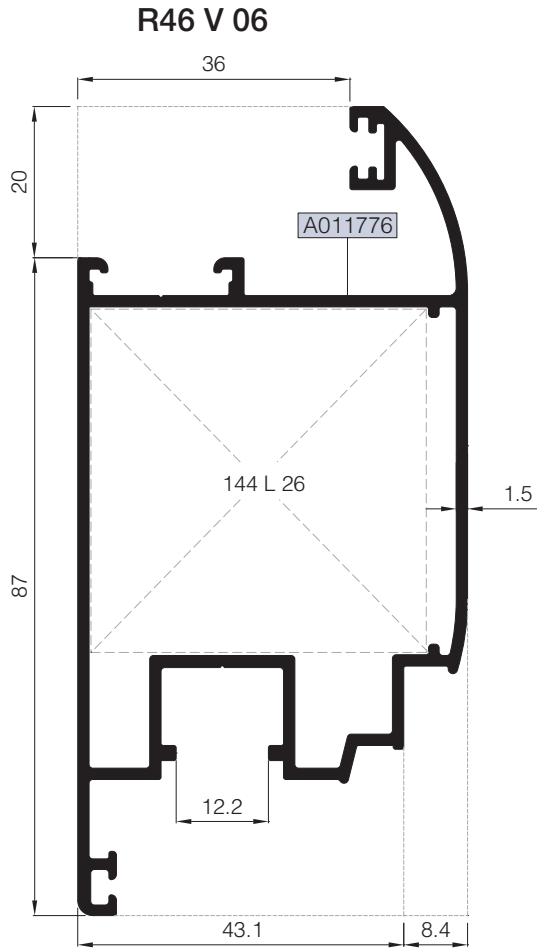
İÇE AÇILIM HEMYÜZ KAPI KANAT PROFİLİ  
INWARD OPENING FLUSH DOOR VENT PROFILE



DIŞA AÇILIM HEMYÜZ KAPI KANAT PROFİLİ  
OUTWARD OPENING FLUSH DOOR VENT PROFILE

Nr		L m	KESİM ÖLÇÜSÜ CUTTING SIZE	AKS. KODU ACS. CODE
R46 V 03	A010860	25 L 04 (A002211)	30,7 mm	177 L 04
R46 V 04	A010861	25 L 04 (A002211)	30,7 mm	177 L 04

KOD / CODE	AĞIRLIK (kg/m) / WEIGHT	Jxx cm4	Jyy cm4	L m	
R46 V 06	1,447	20,376	47,869	6	
R46 V 07	1,216	15,044	19,012	6	
R46 A 13	0,856	---	---	6	



Nr		L m	KESİM ÖLÇÜSÜ CUTTING SIZE	AKS. KODU ACS. CODE
R46 V 06	A011776	25 L 26 (A010540)	44,4 mm	144 L 26
R46 V 07	A011777	25 L 14 (A002059)	44,4 mm	144 L 14

KOD / CODE	AĞIRLIK (kg/m) / WEIGHT	Jxx cm <sup>4</sup>	Jyy cm <sup>4</sup>	L m	
R46 M 01	0,975	7,752	8,326	6	
R46 M 02	1,128	9,905	21,308	6	
R46 M 03	1,019	9,241	20,224	6	

01

02

03

04

05

06

07

08

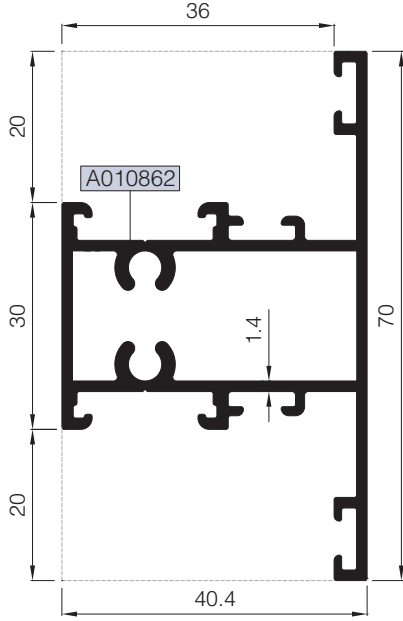
09

10

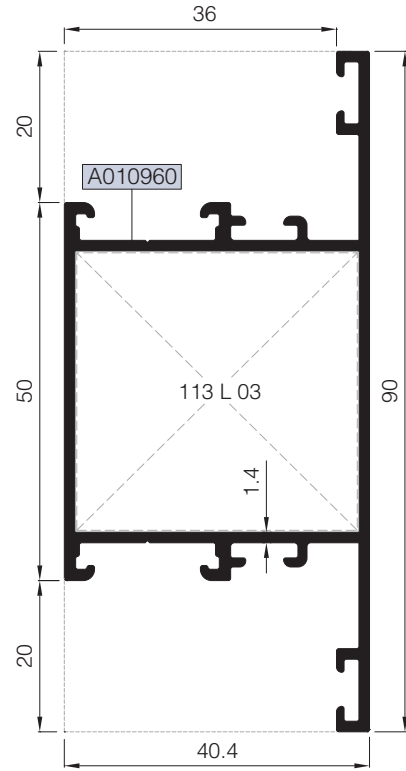
11

12

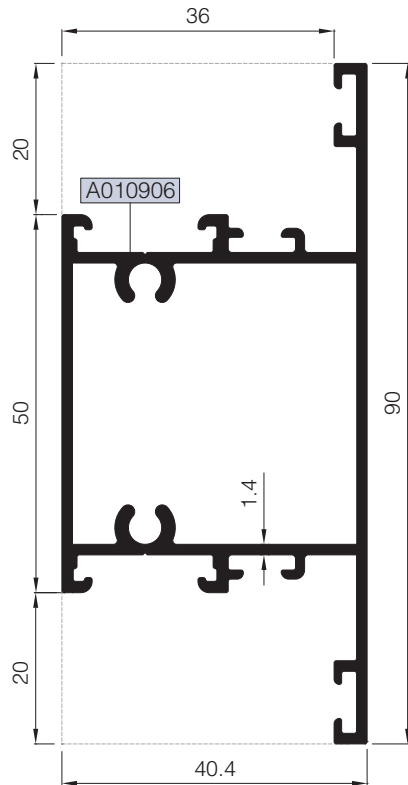
R46 M 01



R46 M 03



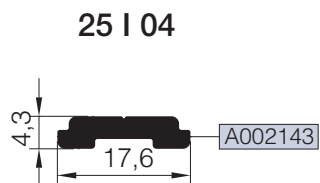
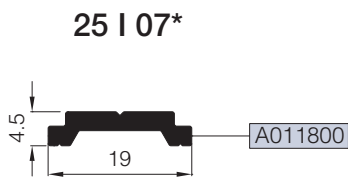
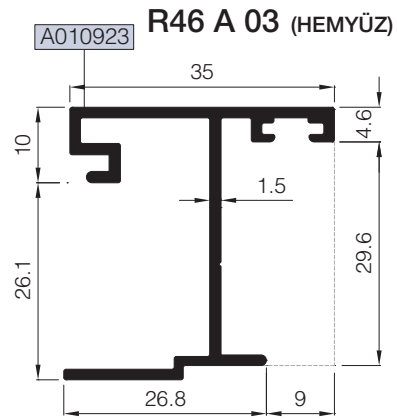
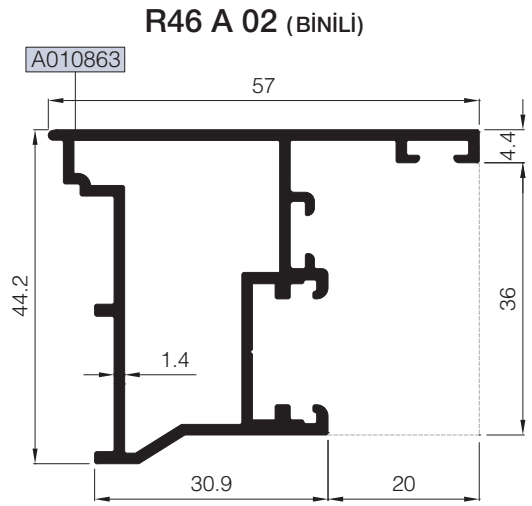
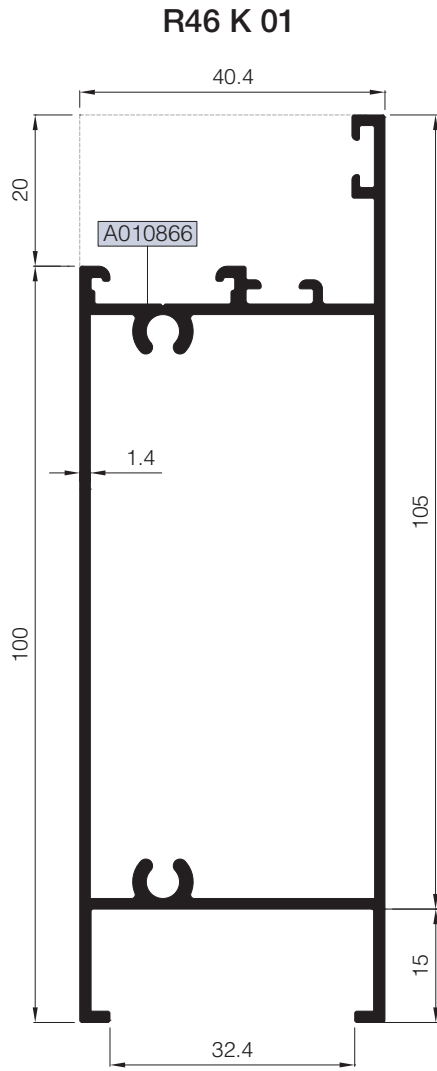
R46 M 02



Nr		L m	KESİM ÖLÇÜSÜ CUTTING SIZE	AKS. KODU ACS. CODE
R46 M 03	A010960	25 L 03 (A002021)	37,1 mm	113 L 03
Nr		L m	KESİM ÖLÇÜSÜ CUTTING SIZE	AKS. KODU ACS. CODE
R46 M 03	A010960	25 J 13 (A010959)	36,9 mm	307 J 13



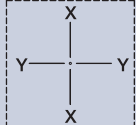
KOD / CODE	AĞIRLIK (kg/m) / WEIGHT	Jxx cm <sup>4</sup>	Jyy cm <sup>4</sup>	L m	
R46 K 01	1,353	14,112	65,392	6	
R46 A 02	0,825	5,976	7,239	6	
R46 A 03	0,473	---	---	6	
25 I 07	0,143	---	---	6	
25 I 04	0,153	---	---	6	

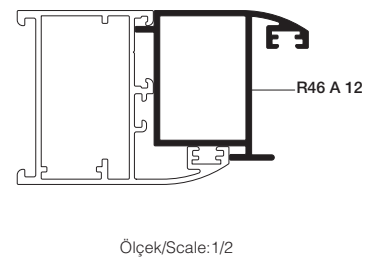
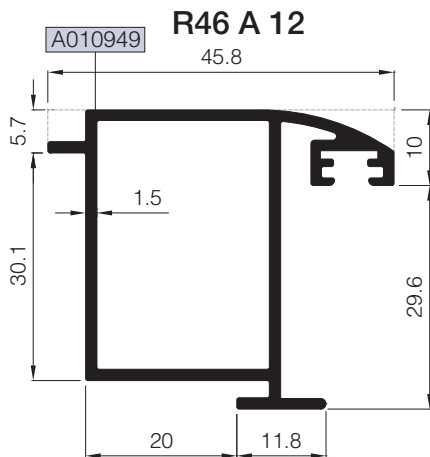
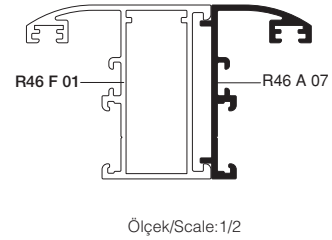
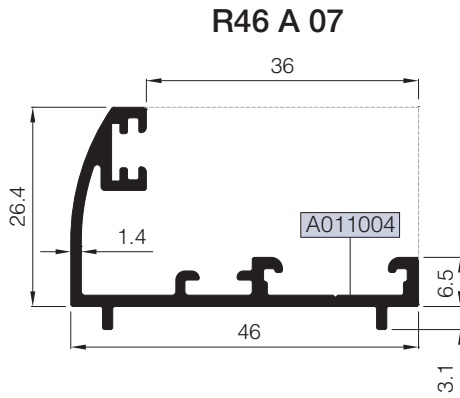
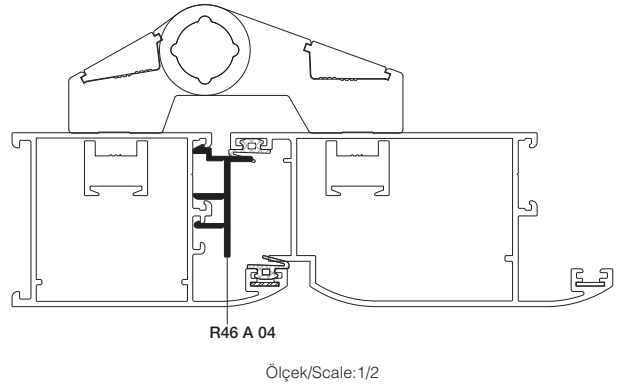
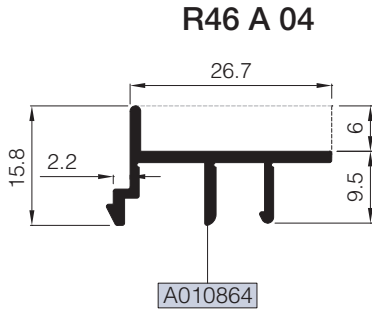


\*\*\*Giesse kol ve kilitleme aksesuarları sadece 25 I 07 tij profili ile kullanılmalıdır.  
Giesse handle and locking accessories should be used with only 25 I 07 rod profile

# ADAPTÖR PROFİLLERİ ADAPTER PROFILES

# RW46

KOD / CODE	AĞIRLIK (kg/m) / WEIGHT	Jxx cm <sup>4</sup>	Jyy cm <sup>4</sup>	L m	
R46 A 04	0,229	---	---	6	
R46 A 07	0,475	---	---	6	
R46 A 12	0,686	---	---	6	

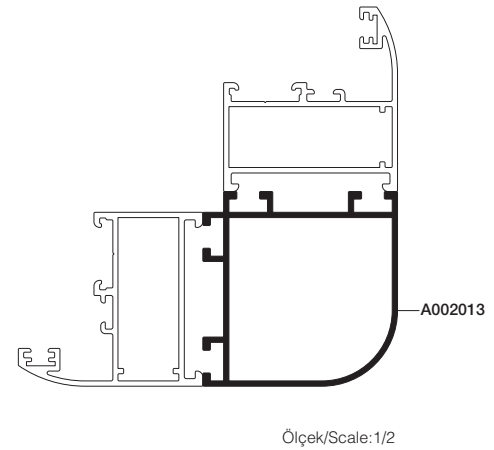
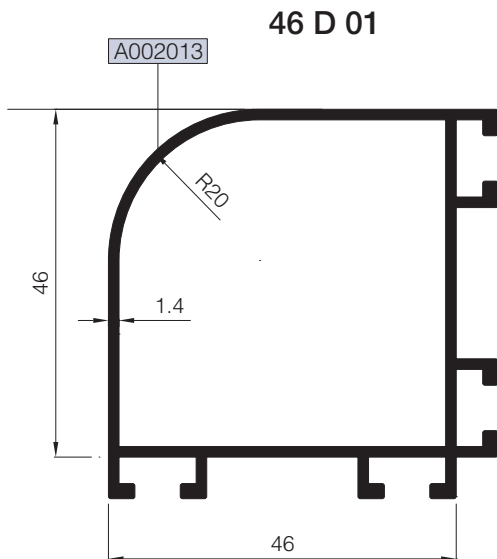
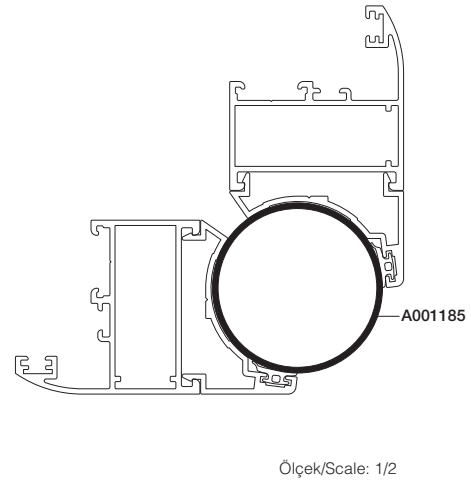
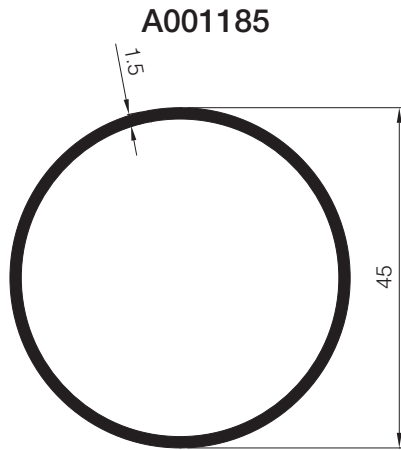
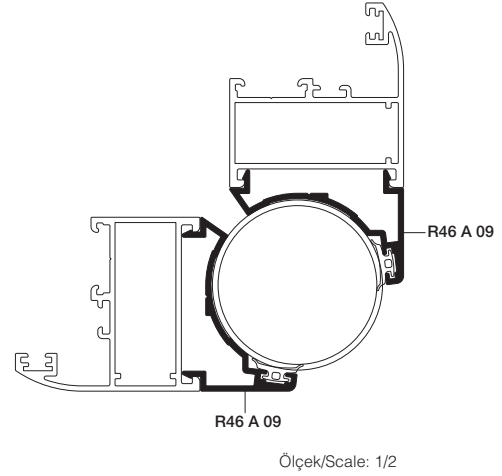
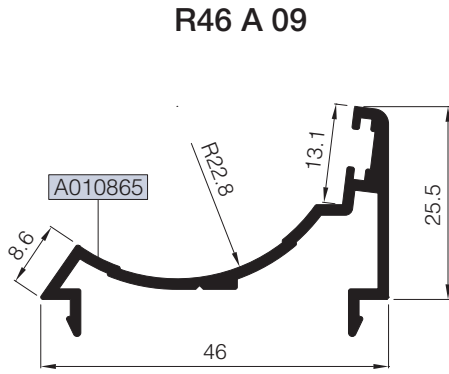


# ADAPTÖR PROFİLLERİ

## ADAPTER PROFILES

# RW46

KOD / CODE	AĞIRLIK (kg/m) / WEIGHT	Jxx cm4	Jyy cm4	L m	
R46 A 09	0,417	---	---	6	
A001185	0,556	---	---	6	
46 D 01	0,902	---	---	6	



01

02

03

04

05

06

07

08

09

10

11

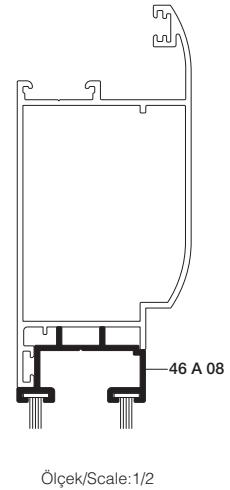
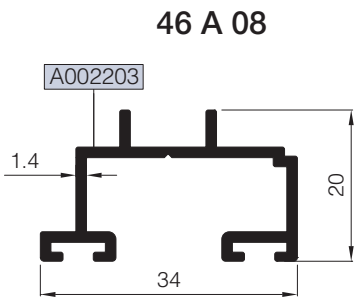
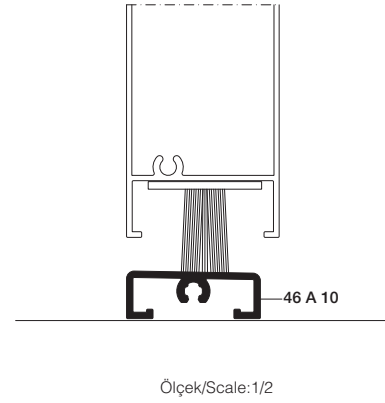
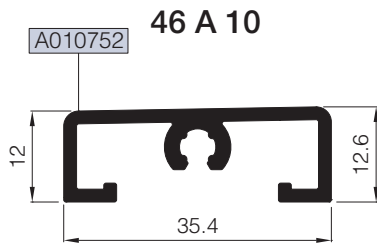
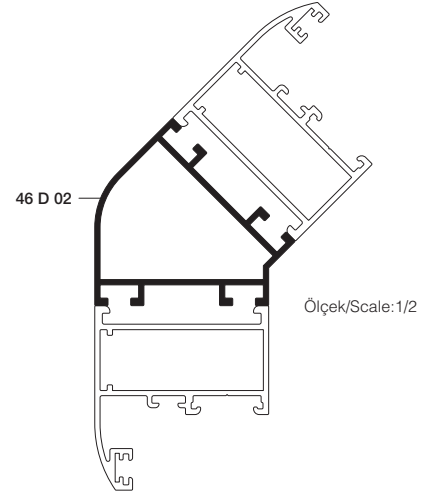
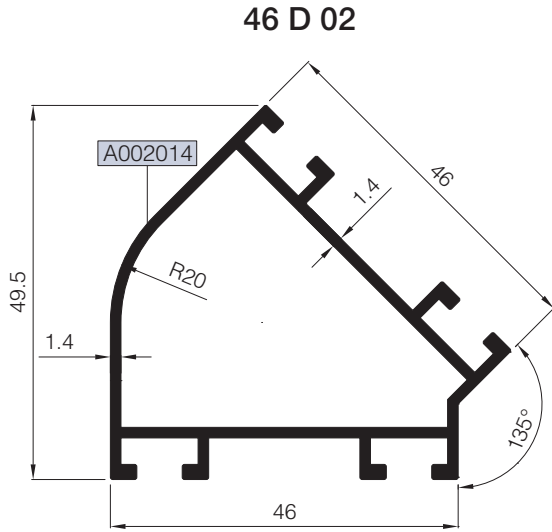
12

# ADAPTÖR PROFİLLERİ

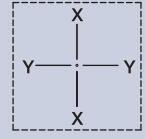
## ADAPTER PROFILES

# RW46

KOD / CODE	AĞIRLIK (kg/m) / WEIGHT	Jxx cm <sup>4</sup>	Jyy cm <sup>4</sup>	L m	
45 D 02	0,794	---	---	6	
46 A 10	0,398	---	---	6	
46 A 08	0,354	---	---	6	



KOD / CODE	AĞIRLIK (kg/m) / WEIGHT	L m	KOD / CODE	AĞIRLIK (kg/m) / WEIGHT	L m
25 G 21	0,196	6	25 G 12	0,270	6
25 G 37	0,206	6	25 G 13	0,278	6
25 G 11	0,224	6	25 G 14	0,280	6
25 G 10	0,225	6	25 G 15	0,282	6
25 G 09	0,229	6			



01

02

03

04

05

06

07

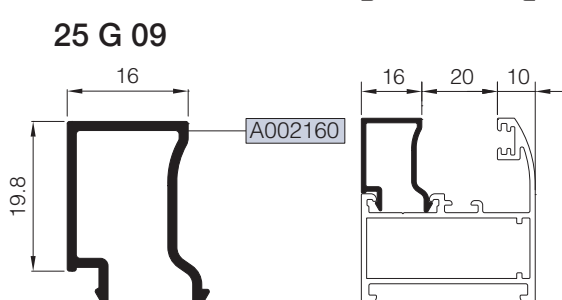
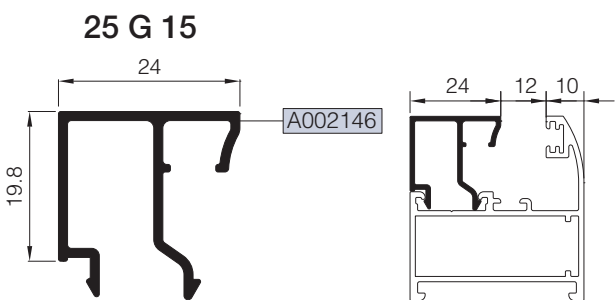
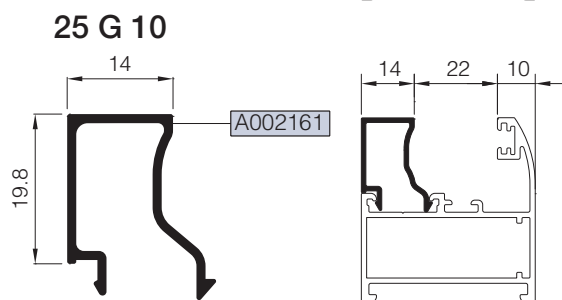
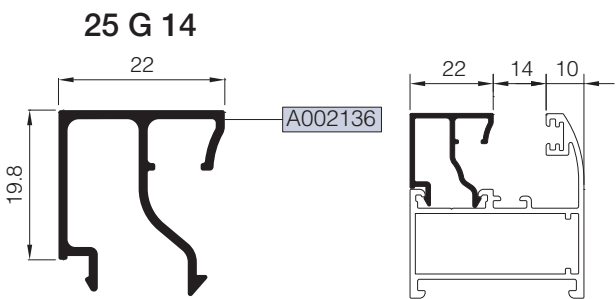
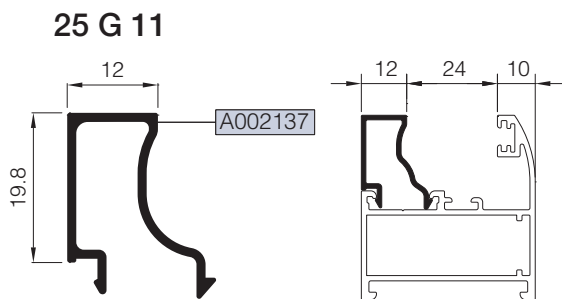
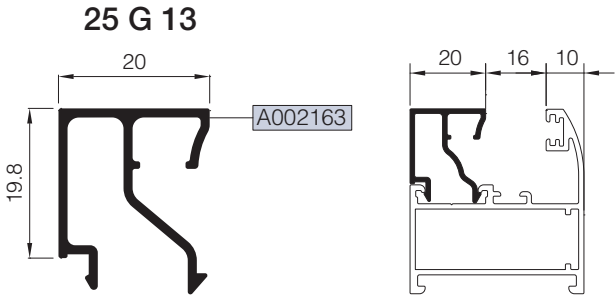
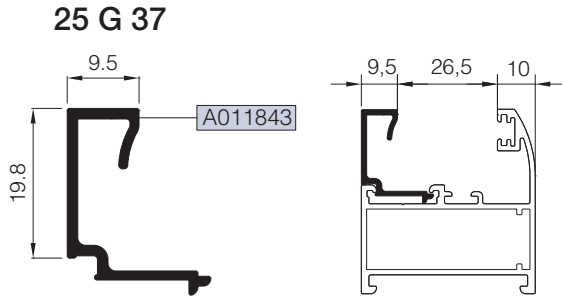
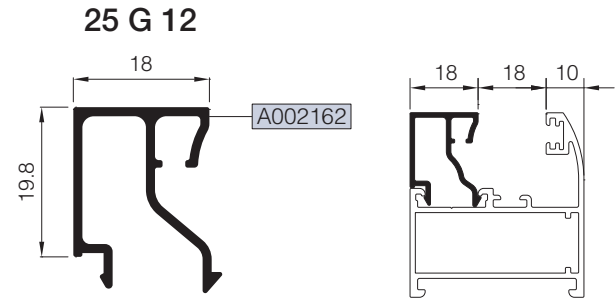
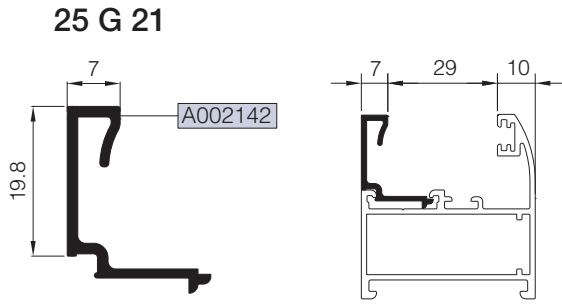
08

09

10

11

12



01

02

03

04

05

06

07

08

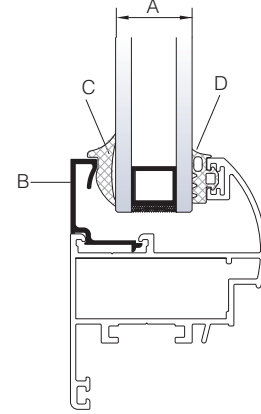
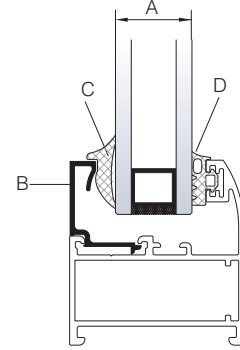
09

10

11

12

B CAM ÇİTASI GLAZING BEAD	C İÇ CAM FİTİLİ GLAZING GASKET (IN)	A CAM KALINLIĞI GLASS THICKNESS	D DIŞ CAM FİTİLİ GLAZING GASKET (OUT)
25 G 15	01.17.04	4 mm	01.11.15
25 G 15	01.17.03	5 mm	01.11.15
25 G 14	01.17.04	6 mm	01.11.15
25 G 14	01.17.03	7 mm	01.11.15
25 G 13	01.17.04	8 mm	01.11.15
25 G 13	01.17.03	9 mm	01.11.15
25 G 12	01.17.04	10 mm	01.11.15
25 G 12	01.17.03	11 mm	01.11.15
25 G 09	01.17.04	12 mm	01.11.15
25 G 09	01.17.03	13 mm	01.11.15
25 G 10	01.17.04	14 mm	01.11.15
25 G 10	01.17.03	15 mm	01.11.15
25 G 11	01.17.04	16 mm	01.11.15
25 G 11	01.17.03	17 mm	01.11.15
25 G 37	01.17.05	18 mm	01.11.15
25 G 37	01.17.04	19 mm	01.11.15
25 G 21	01.17.05	20 mm	01.11.15
25 G 21	01.17.04	21 mm	01.11.15
25 G 21	01.17.03	22 mm	01.11.15



CAM MONTAJINDA SADECE BU SİSTEM İÇİN TASARLANAN VE ÜRETİLEN FİTİLLER KULLANILMALIDIR. FARKLI MALZEME KULLANIMLARI İŞLEVSEL VE TASARIMSAL SORUNLARA SEBEP OLABİLİR.  
THE GASKETS USED DURING INSTALLING THE GLASS SHOULD BE ONLY THE ONES CREATED FOR THIS SYSTEM, THE USE OF OTHER MATERIALS MAY CAUSE FUNCTIONAL AND DESIGN PROBLEMS.

TABLODA VERİLEN CAM KALINLIKLARI TEORİK OLUP SİSTEMİN ISI PERFORMANS KRİTERLERİNDEN BAĞIMSIZDIR.  
THE GLASS THICKNESSES IN THE TABLE ARE THEORETICAL AND INDEPENDENT FROM THERMAL PERFORMANCE CRITERIA OF THE SYSTEM.

YUKARIDA VERİLEN TABLODA CAM-FİTİL VE PROFİL İLİŞKİSİ TEORİK OLUP PROFİL VE CAM TOLERANSLARINDAN KAYNAKLI ÖLÇÜ FAKLİLİKLERİ OLUŞABİLİR.  
THE RELATIONSHIP BETWEEN GLASS-GASKET AND PROFILE PROVIDED IN THE TABLE IS THEORETICAL. IT MAY OCCUR SIZE DIFFERENCES FROM THE TOLERANCES OF PROFILE AND GLASS.

PROFİL KODU (PROFILE CODE)	25 L 03	25 L 04	25 L 51	25 L 52	25 J 13
FABRİKA KODU (FACTORY CODE)	A002021	A002211	A010887	A010888	A010959
AĞIRLIK (WEIGHT)	4,315 kg/m	7,711 kg/m	4,409 kg/m	4,377 kg/m	0,950 kg/m
ÇİZİM (DRAWING)					

PROFİL KODU (PROFILE CODE)	25 L 14	25 L 26
FABRİKA KODU (FACTORY CODE)	A002059	A010540
AĞIRLIK (WEIGHT)	3,270 kg/m	4,870 kg/m
ÇİZİM (DRAWING)		

Nr		KESİM ÖLÇÜSÜ CUTTING SIZE	AKS. KODU ACS. CODE
R46 F 01	A010856		
R46 F 03	A010891	25 L 51 (A010887)	39,3 mm
R46 F 05	A010908		
R46 F 02	A010857	25 L 52 (A010888)	36,7 mm
R46 V 01	A010858	25 L 51 (A010887)	39,3 mm
R46 V 02	A010859	25 L 52 (A010888)	36,7 mm
R46 V 03	A010860		
R46 V 04	A010861	25 L 04 (A002211)	30,7 mm
R46 V 05	A010973	25 L 04 (A002211)	36,7 mm
R46 M 03	A010960	25 L 03 (A002021)	37,1 mm
R46 V 06	A011776	25 L 26 (A010540)	44,4 mm
R46 V 07	A011777	25 L 14 (A002059)	44,4 mm
R46 M 03	A010960	25 J 13 (A010959)	36,9 mm

STOKTA BULUNAN SİSTEM PROFİLLERİNİN LİSTESİ (LIST OF SYSTEM PROFILES IN STOCK)

Nr	MIN. SİPARİŞ MİKTARI MIN. ORDER QUANTITY
R46 F 02	A010857 75 kg
R46 M 01	A010862 75 kg
R46 K 01	A010866 75 kg

\* STOKTA BULUNMAYAN TÜM PROFİLLER İÇİN MİNİMUM SİPARİŞ MİKTARI 300'KG'DİR.  
MINIMUM ORDER QUANTITY FOR ALL THE PROFILES THAT ARE NOT IN STOCK IS 300 KG.





# MİMARİ KATALOG

## ARCHITECTURAL CATALOGUE

Alüminyum Kapı Pencere ve Giydirme Cephe Sistemleri  
Aluminium Door Window and Facade Systems



Rescara Sistem Detayları  
Rescara System Details

# RW46

DETAYLAR

DETAILS

01

02

03

04

05

06

07

08

09

10

11

12

01

02

03

04

05

06

07

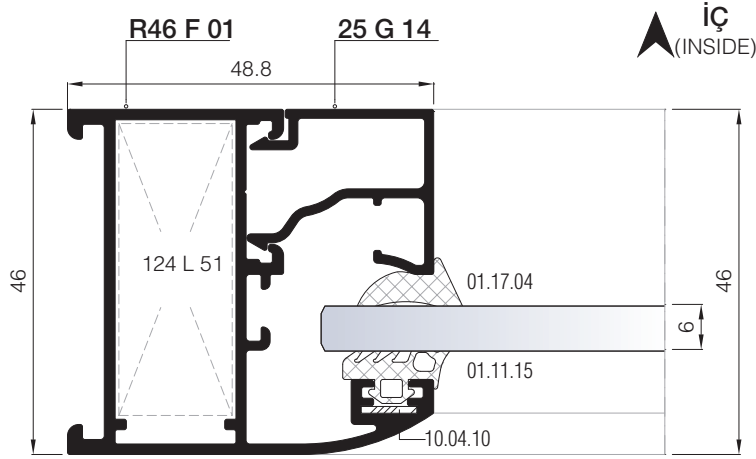
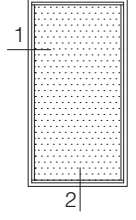
08

09

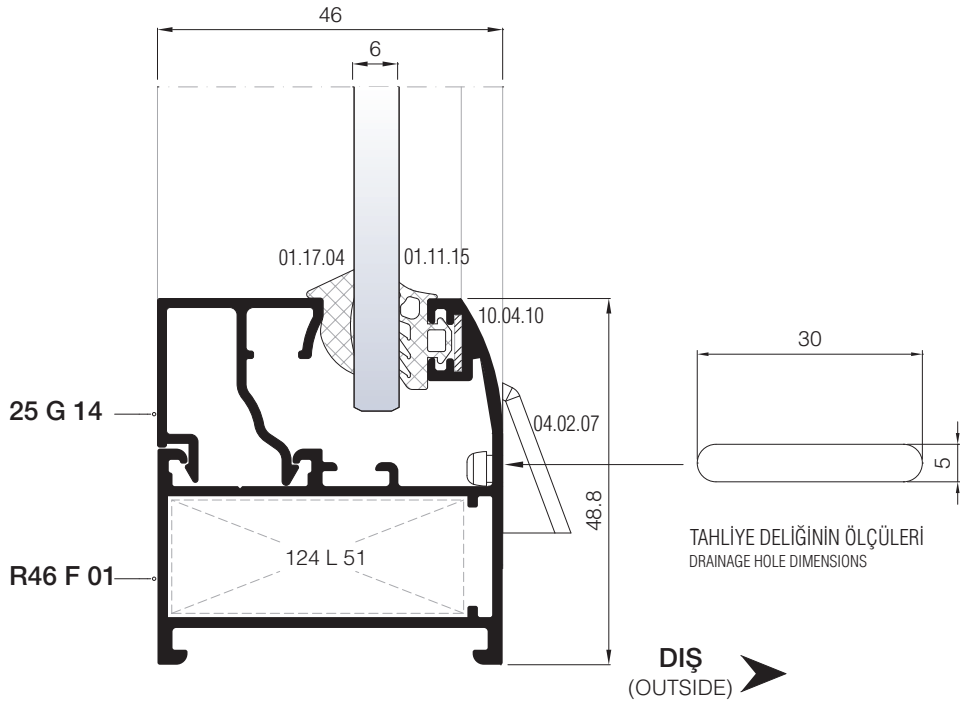
10

11

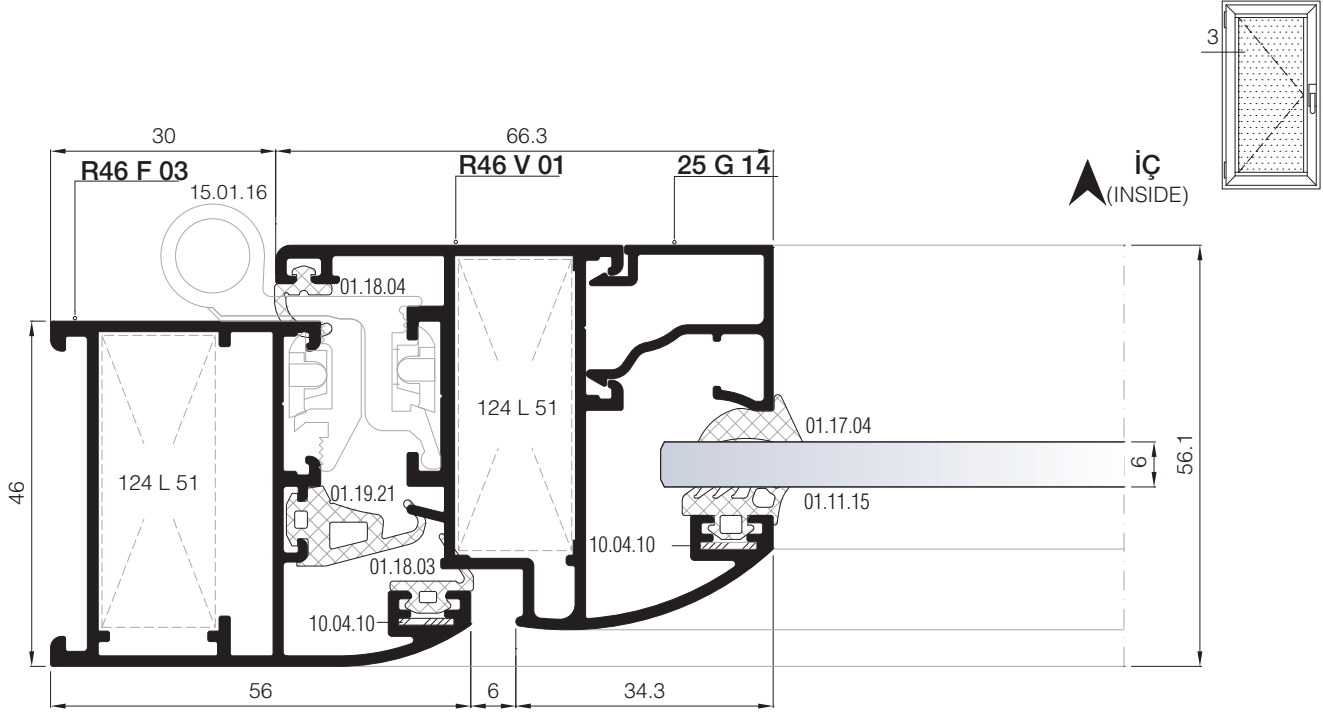
12



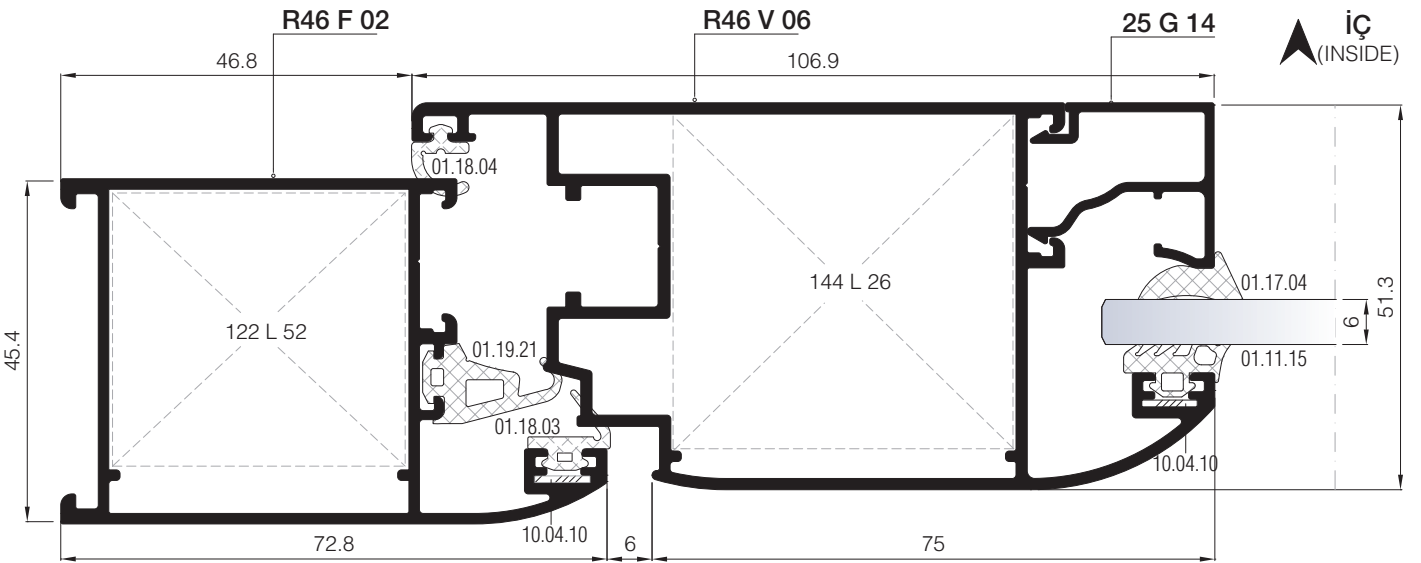
① DETAYI  
DETAIL



② DETAYI  
DETAIL



3 DETAYI  
DETAIL



PVC AÇILIM AKSESUARINA UYGUN KANAT DETAYI  
VENT DETAIL FOR PVC OPENING ACCESSORIES

3A DETAYI  
DETAIL

01

02

03

04

05

06

07

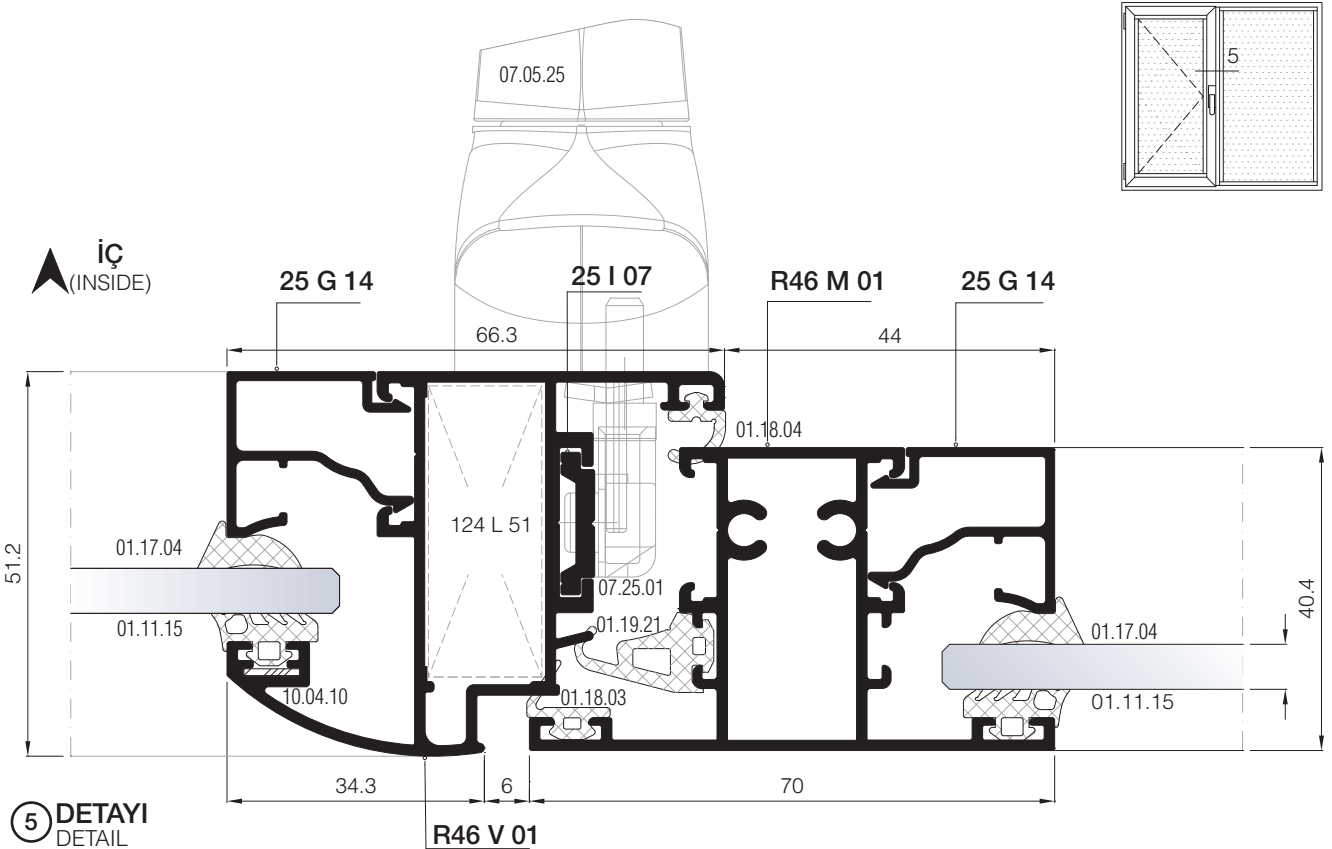
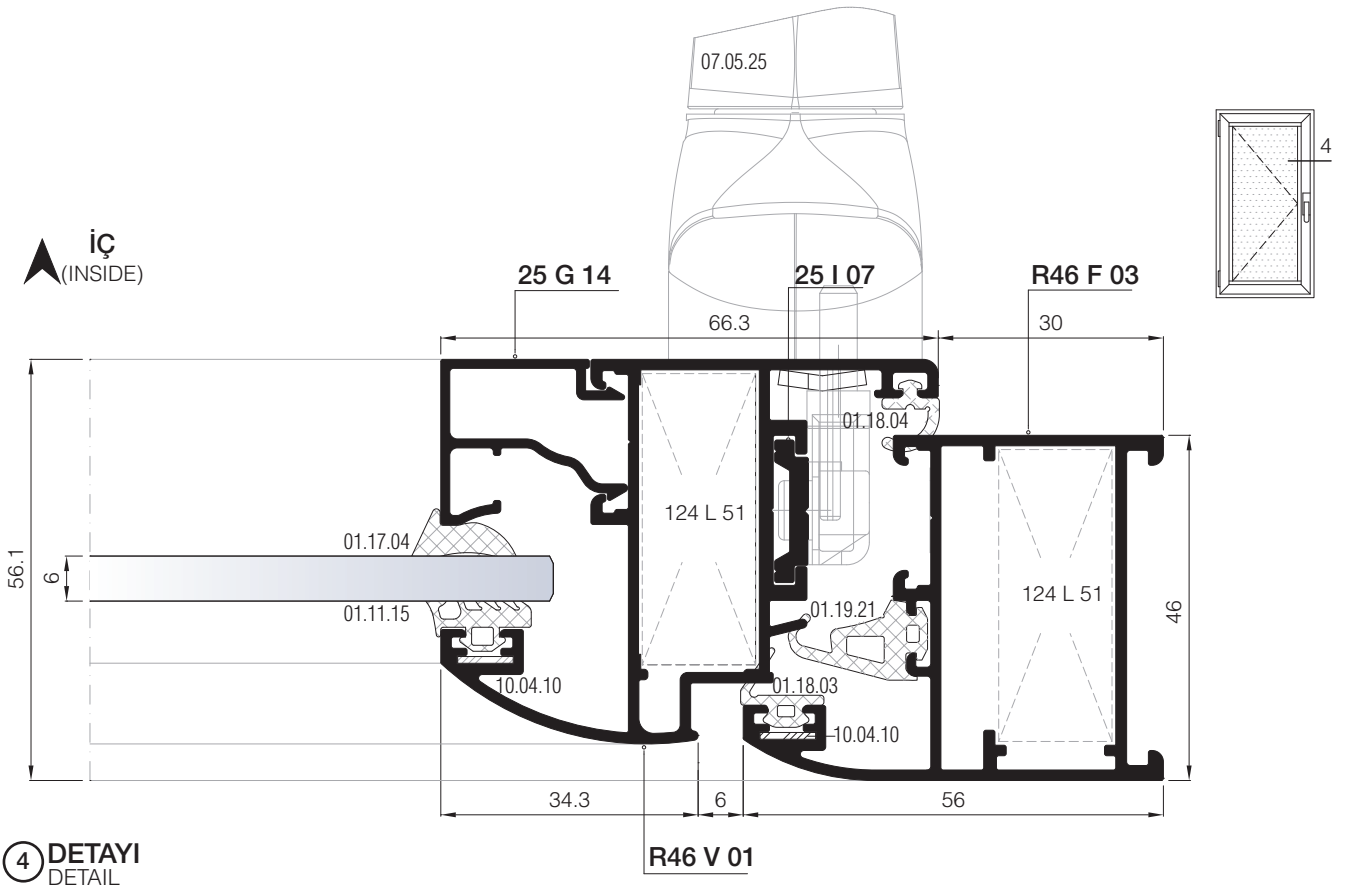
08

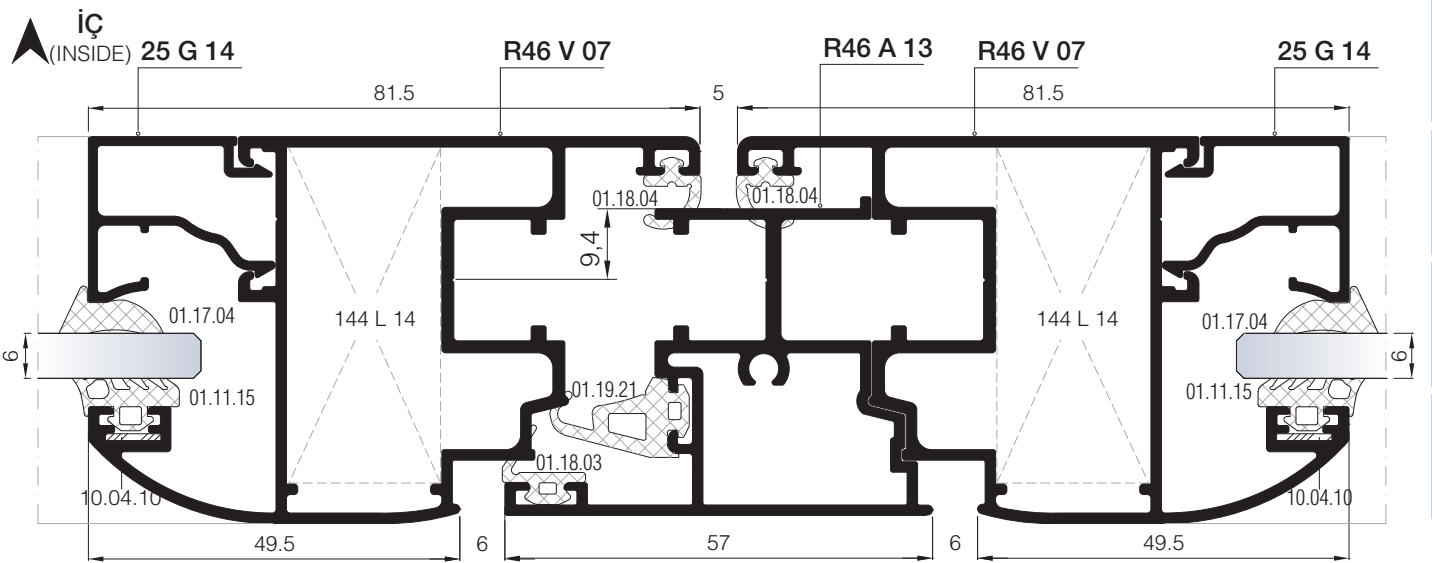
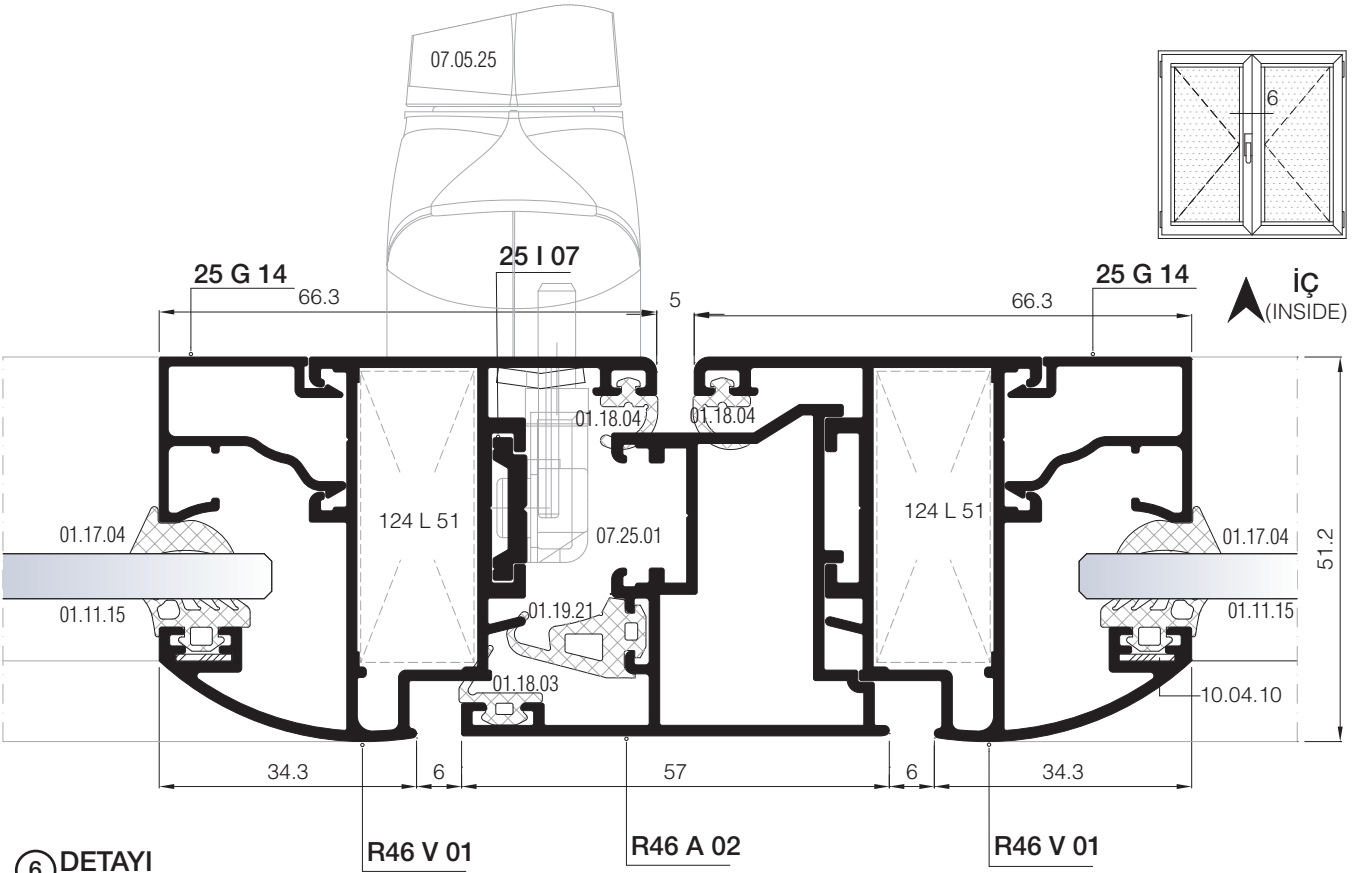
09

10

11

12





PVC AÇILIM AKSESUARINA UYGUN KANAT DETAYI  
VENT DETAIL FOR PVC OPENING ACCESSORIES

İÇE AÇILIM BİNLİ KAPI DETAYLARI  
INWARD OPENING DOOR DETAILS

01

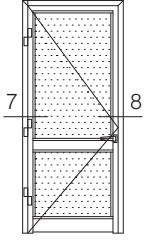
02

03

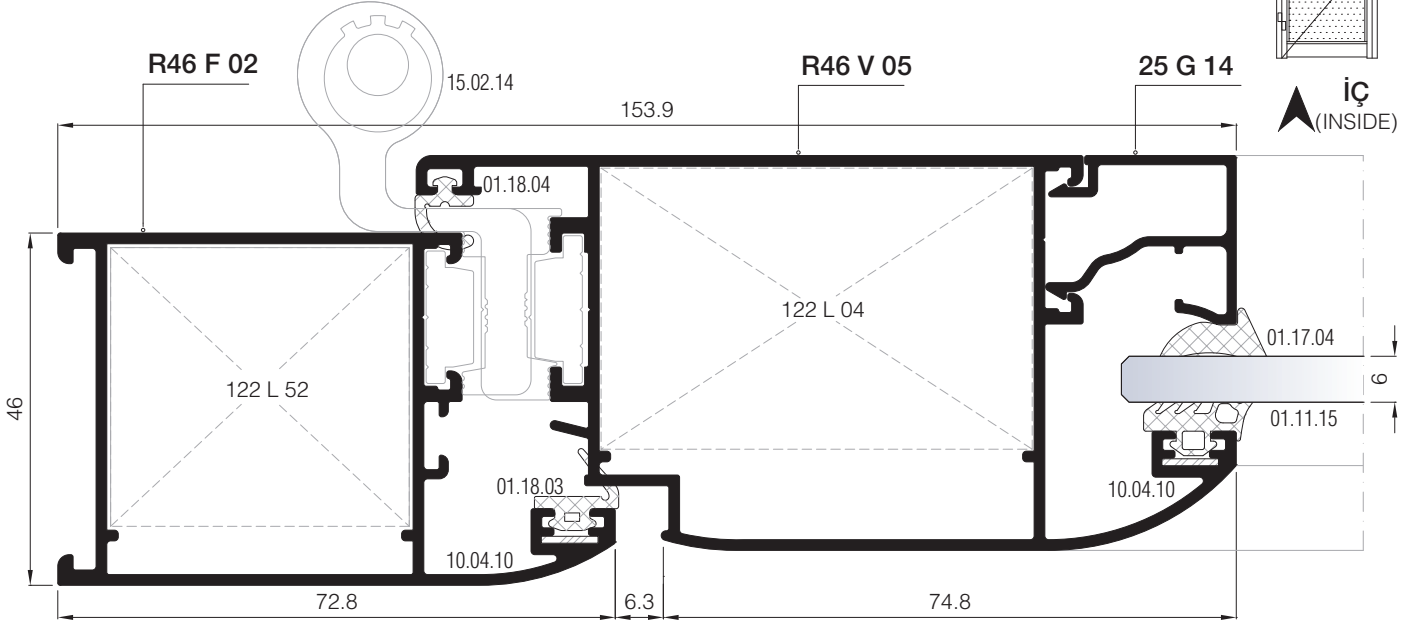
04

05

06



İÇ  
(INSIDE)



07

7 DETAYI  
DETAIL

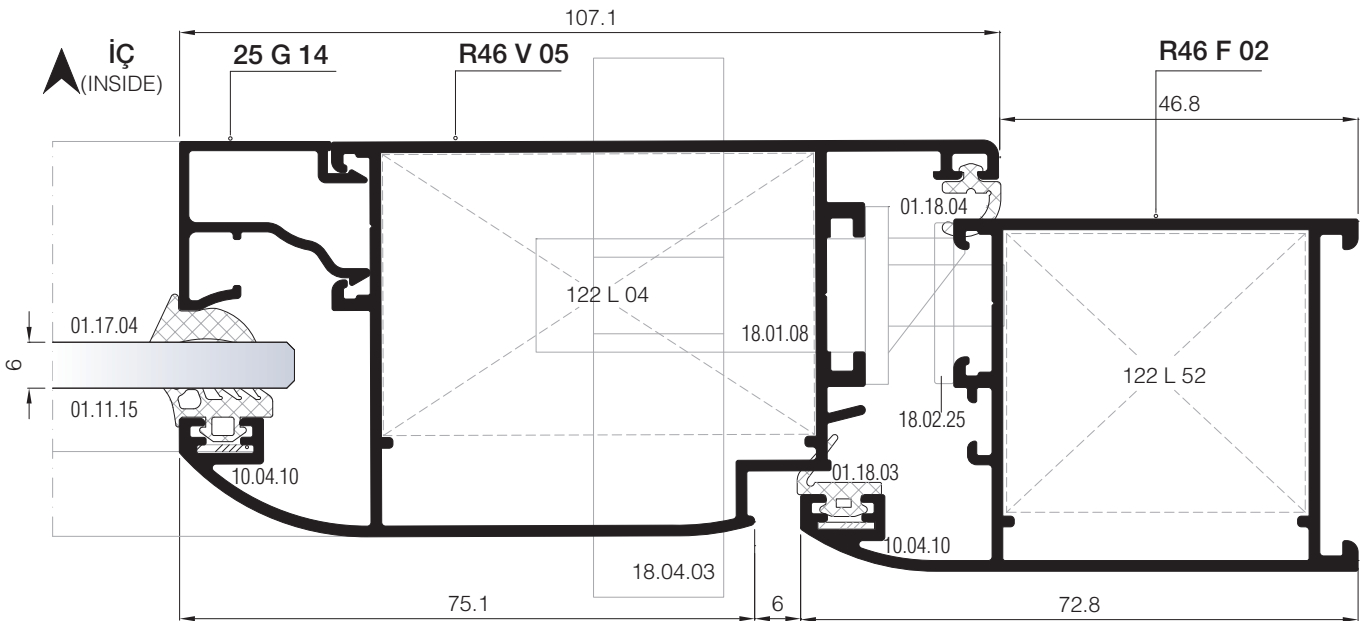
08

09

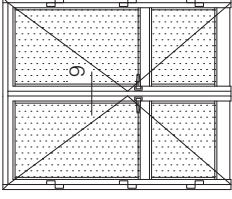
10

11

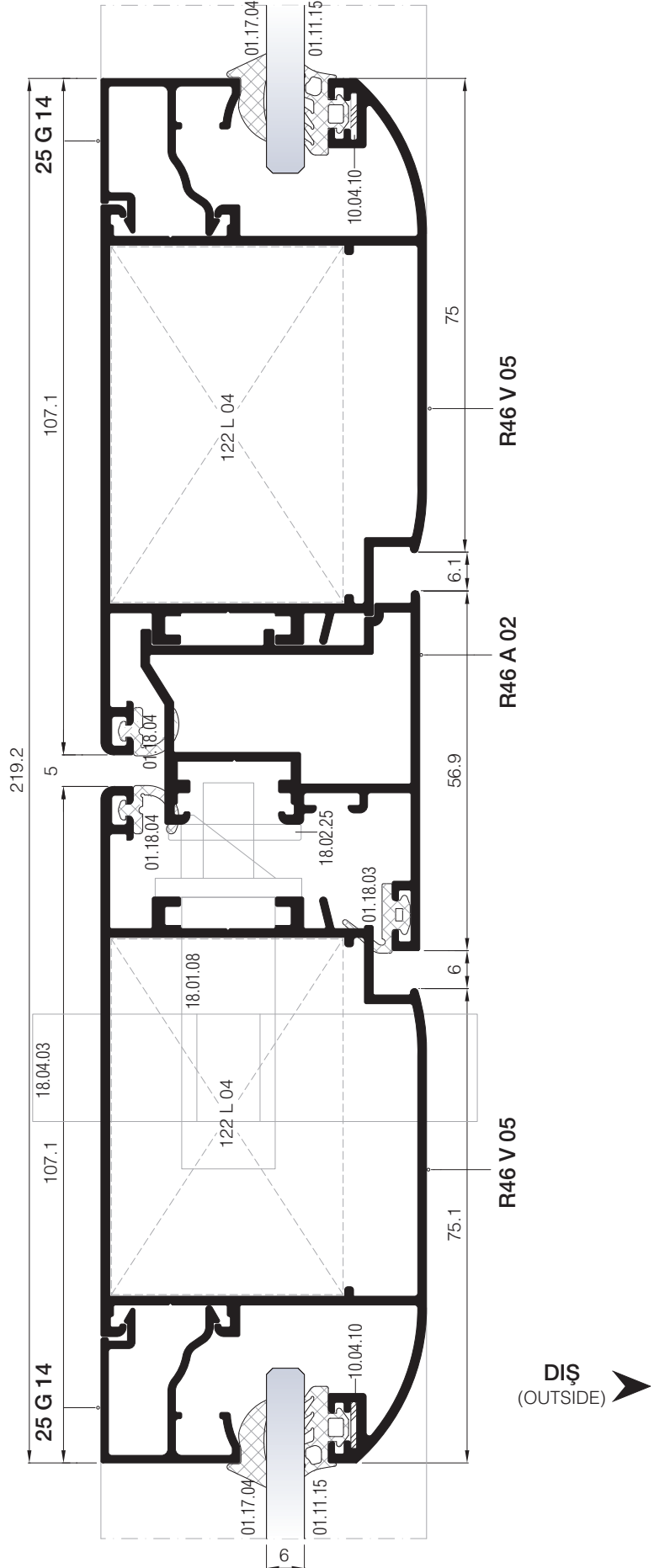
12



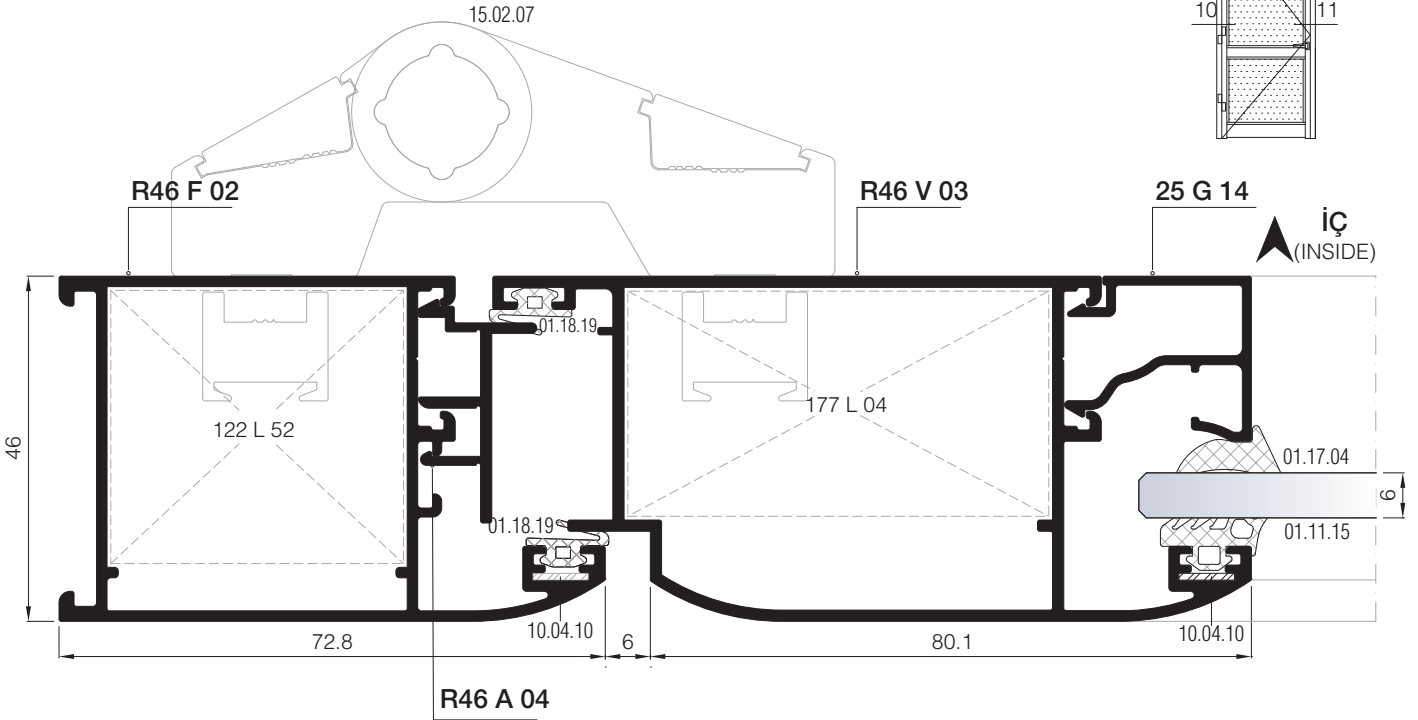
8 DETAYI  
DETAIL



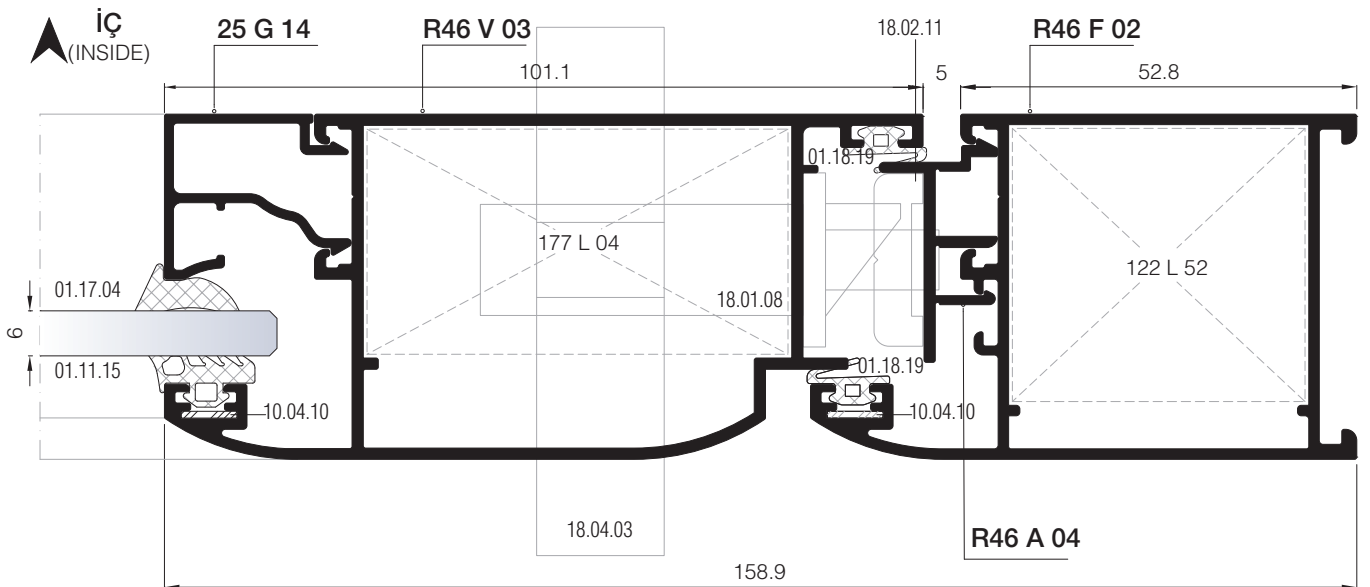
İÇE AÇILIM HEMYÜZ KAPI DETAYLARI  
INWARD OPENING FLUSH DOOR DETAILS



İÇE AÇILIM HEMYÜZ KAPI DETAYLARI  
INWARD OPENING FLUSH DOOR DETAILS



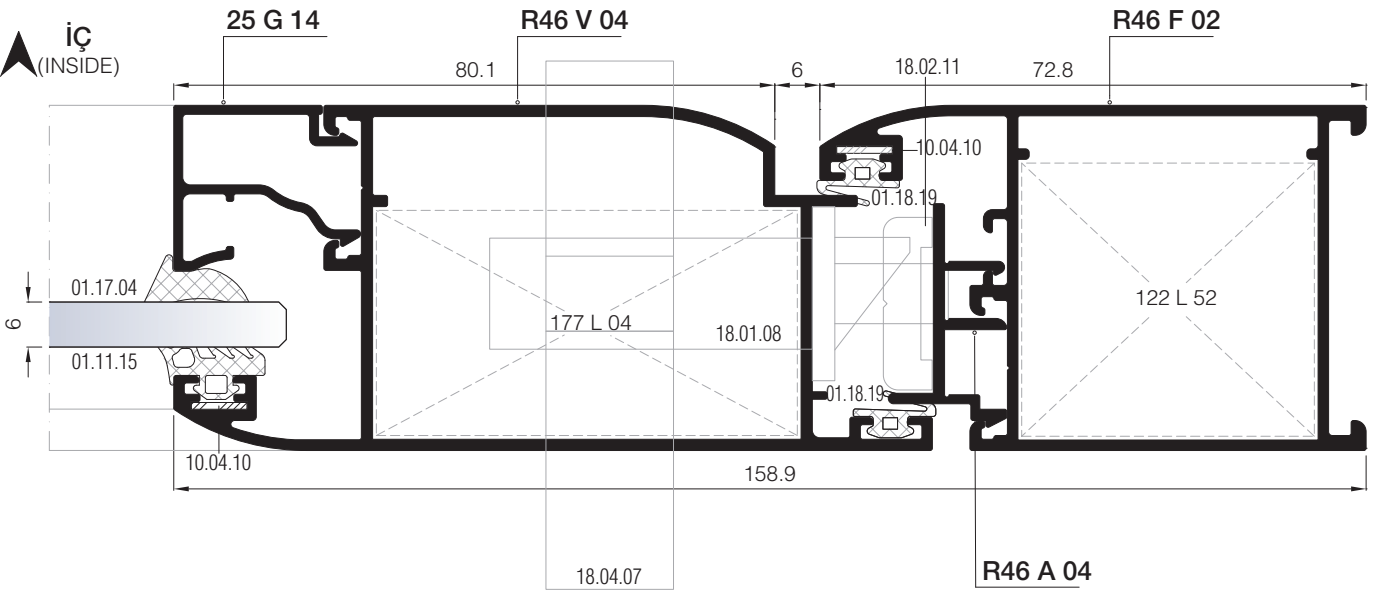
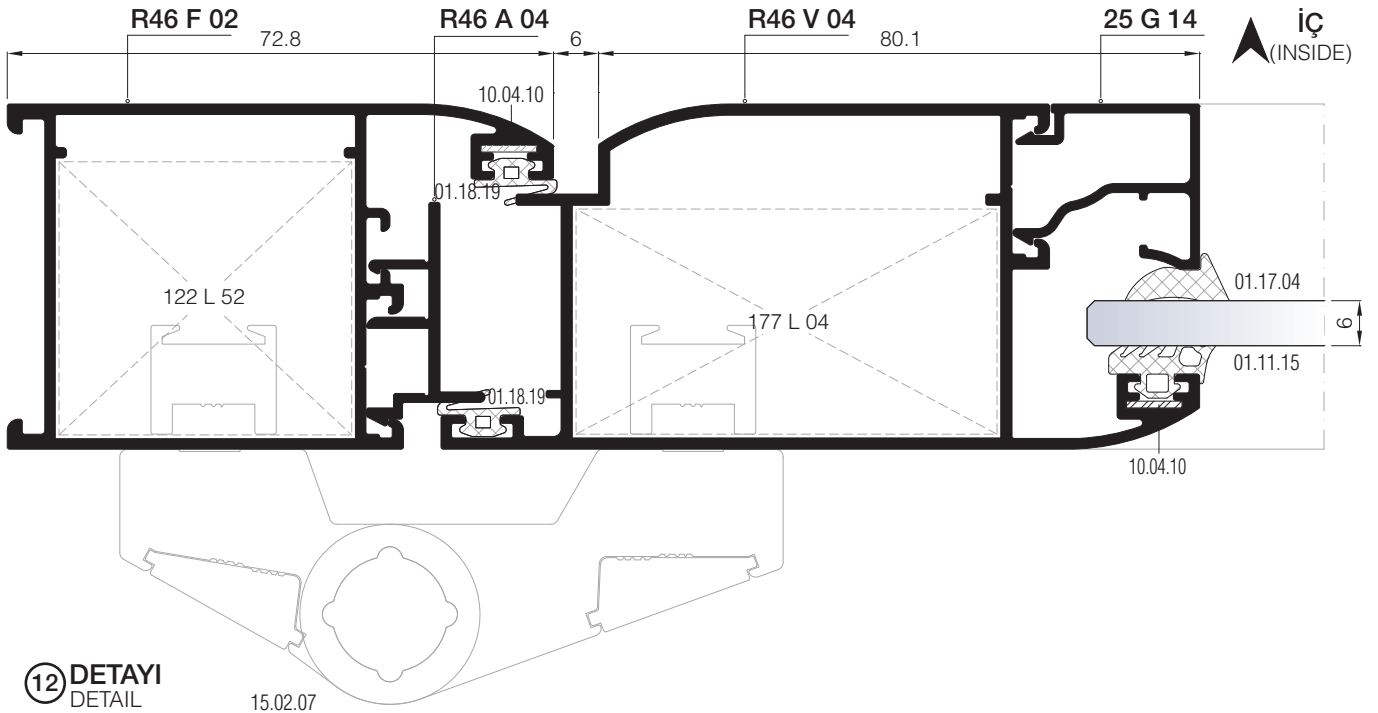
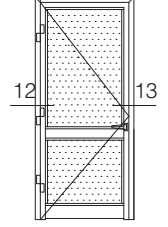
10 DETAYI  
DETAIL



11 DETAYI  
DETAIL



DIŐA AÇILIM HEMYÜZ KAPI DETAYLARI  
OUTWARD OPENING FLUSH DOOR DETAILS



13 DETAYI  
DETAIL

01

02

03

04

05

06

07

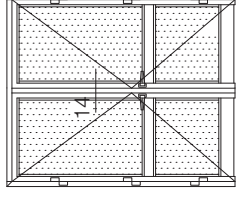
08

09

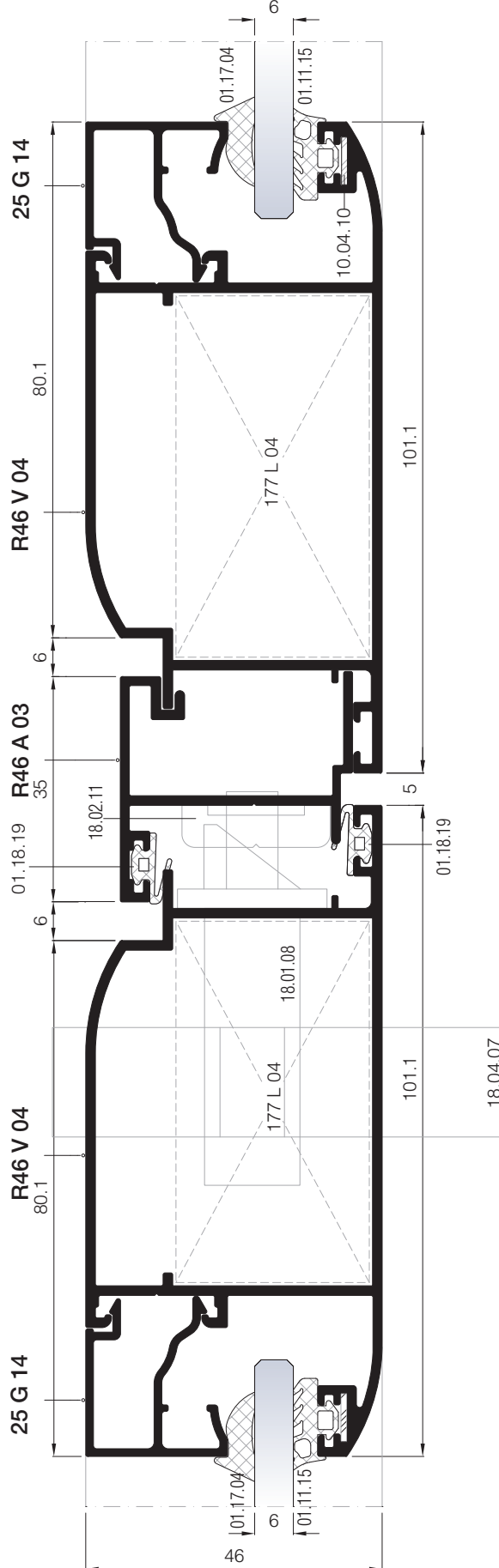
10

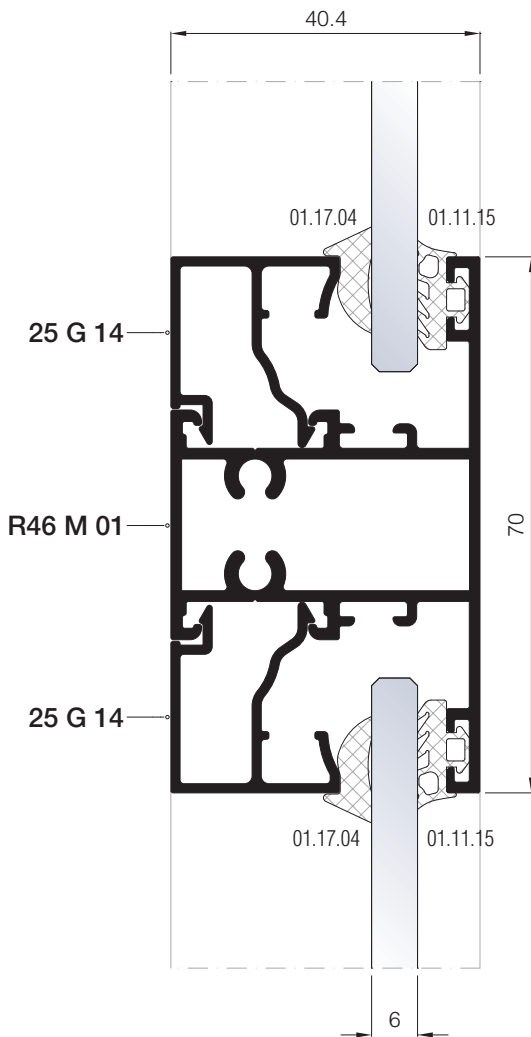
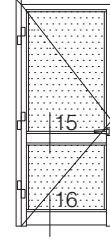
11

12

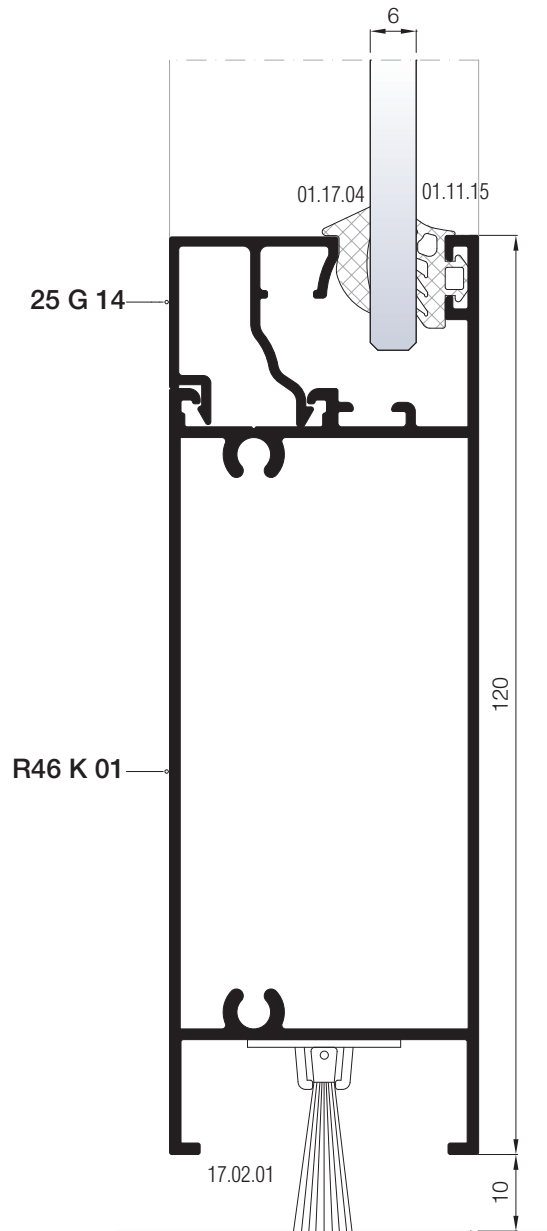


DIŐA AÇILIM HEMYÜZ KAPI DETAYLARI  
OUTWARD OPENING FLUSH DOOR DETAILS





15 DETAYI  
DETAIL



16 DETAYI  
DETAIL

01

02

03

04

05

06

07

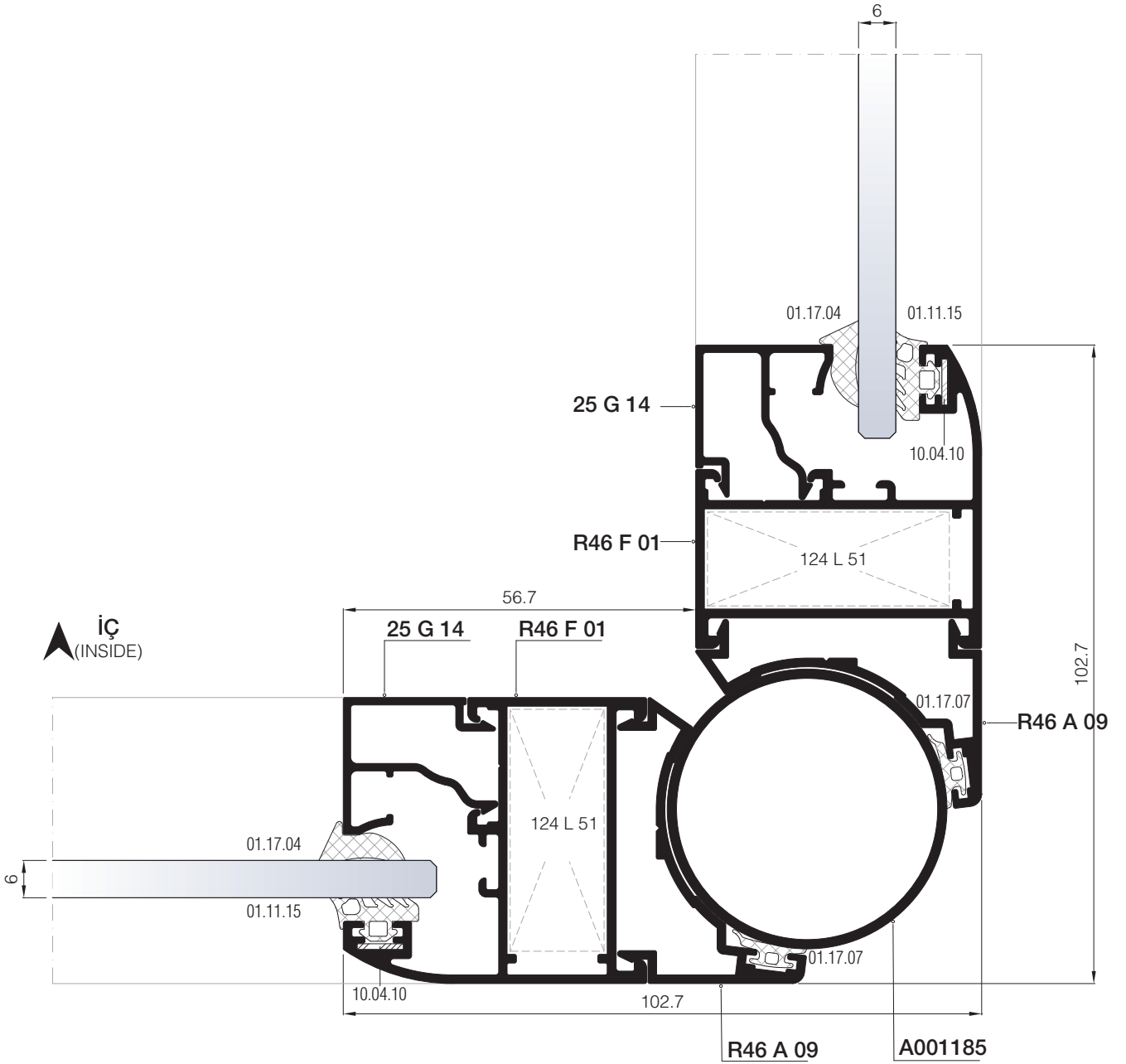
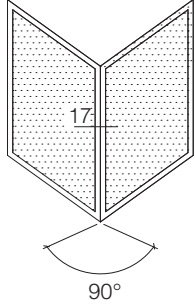
08

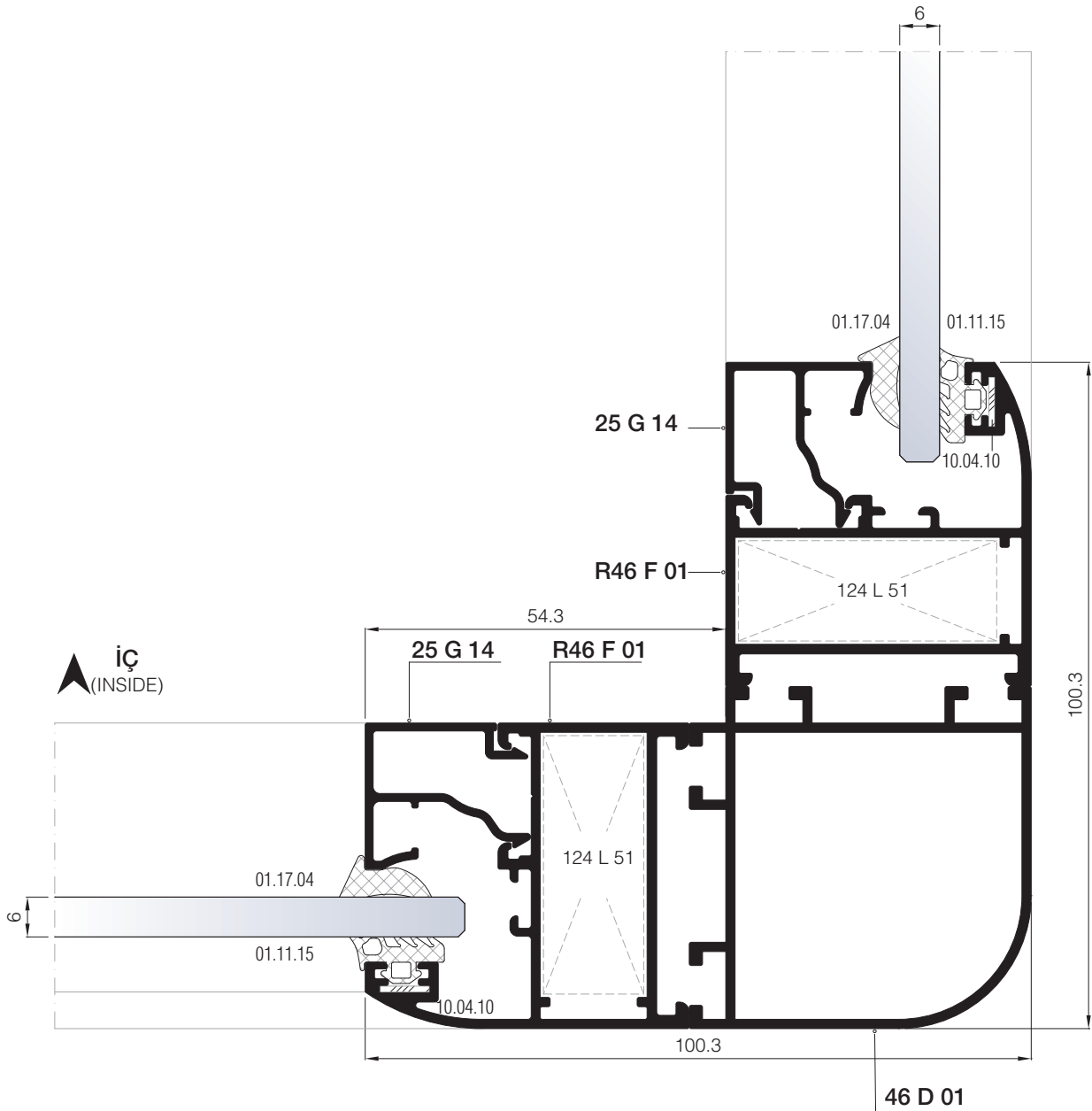
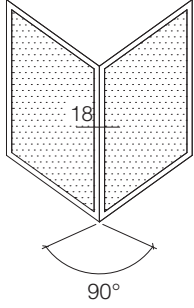
09

10

11

12





01

02

03

04

05

06

07

08

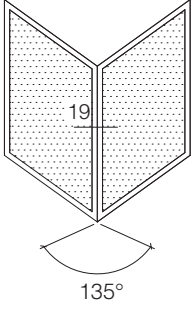
09

10

11

12

01



02

03

04

05

06

07

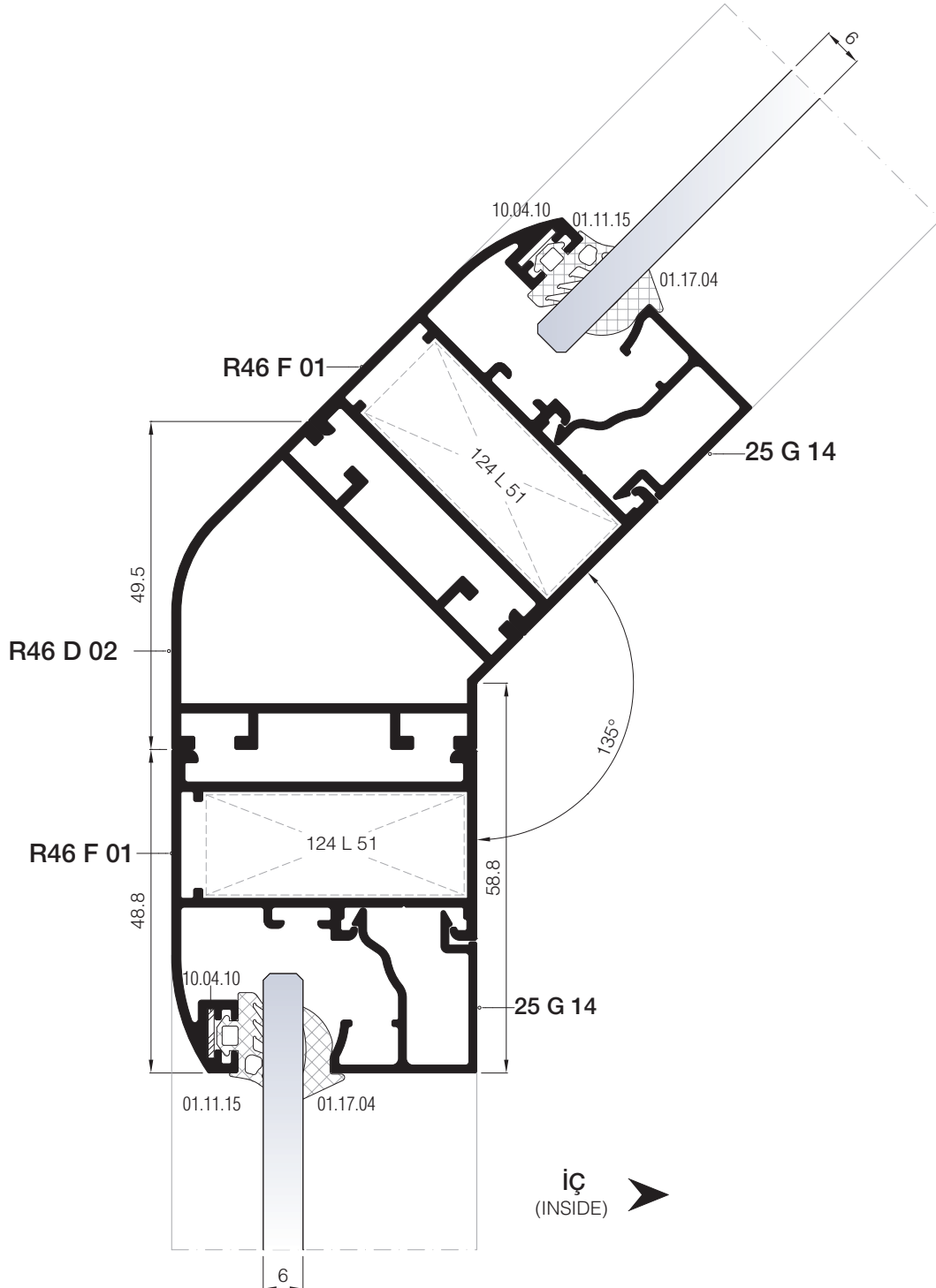
08

09

10

11

12



# MİMARİ KATALOG ARCHITECTURAL CATALOGUE

Alüminyum Kapı Pencere ve Giydirme Cephe Sistemleri  
Aluminium Door Window and Facade Systems



Rescara Sistem Detayları  
Rescara System Details

# RW46

AKSESUARLAR

ACCESSORIES

01

02

03

04

05

06

07


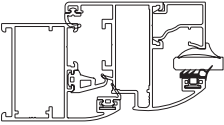

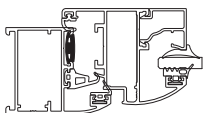

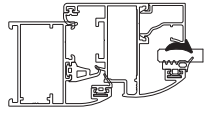

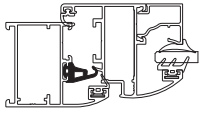

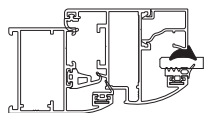

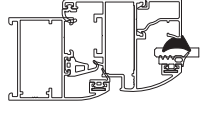

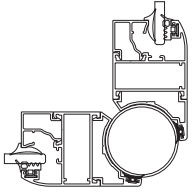

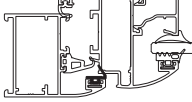

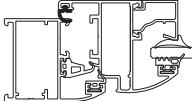
08

09

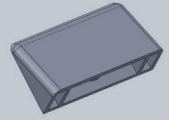
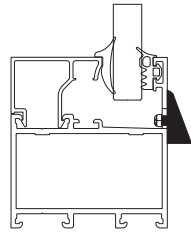
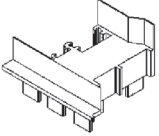

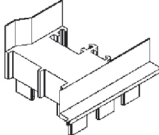
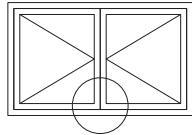
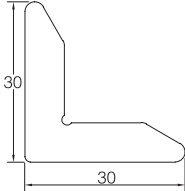
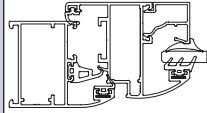
10

11

12

01		<p>01.11.15</p> <p><b>DIŞ CAM FİTİLİ 4 mm</b> OUTSIDE GLAZING GASKET 4 mm</p> <p>Malzeme / Material : EPDM Ağırlık / Weight: 72 gr/m Paket / Package : 208 m / 15 kg</p>			<p>01.19.06</p> <p><b>ÇITA KANAL FİTİLİ</b> ADAPTER GASKET</p> <p>Malzeme / Material: EPDM Ağırlık / Weight: 82 gr/m Paket / Package: 182 m / 15 kg</p>	
02						
03		<p>01.17.03</p> <p><b>İÇ CAM FİTİLİ 2,8 mm</b> INSIDE GLAZING GASKET 2,8 mm</p> <p>Malzeme / Material: EPDM Ağırlık / Weight: 59 gr/m Paket / Package: 254 m / 15 kg</p>			<p>01.19.21</p> <p><b>TOZLUK FİTİLİ</b> CENTRAL GASKET</p> <p>Malzeme / Material: EPDM Ağırlık / Weight: 130 gr/m Paket / Package: 115 m / 15 kg</p>	
04						
05		<p>01.17.04</p> <p><b>İÇ CAM FİTİLİ 3,6 mm</b> INSIDE GLAZING GASKET 3,6 mm</p> <p>Malzeme / Material: EPDM Ağırlık / Weight: 71 gr/m Paket / Package: 210 m / 15 kg</p>				
06						
07		<p>01.17.05</p> <p><b>İÇ CAM FİTİLİ 4,6 mm</b> INSIDE GLAZING GASKET 4,6 mm</p> <p>Malzeme / Material: EPDM Ağırlık / Weight: 89 gr/m Paket / Package: 168 m / 15 kg</p>				
08						
09		<p>01.17.07</p> <p><b>DIŞ BİNİ FİTİLİ</b> OUTSIDE ACOUSTICAL GASKET</p> <p>Malzeme / Material: EPDM Ağırlık / Weight: 38 gr/m Paket / Package: 400 m / 15 kg</p>				
10						
11		<p>01.18.03</p> <p><b>DIŞ BİNİ FİTİLİ</b> OUTSIDE ACOUSTICAL GASKET</p> <p>Malzeme / Material: EPDM Ağırlık / Weight: 41 gr/m Paket / Package: 365 m / 15 kg</p>				
12		<p>01.18.04</p> <p><b>İÇ BİNİ FİTİLİ</b> INSIDE ACOUSTICAL GASKET</p> <p>Malzeme / Material: EPDM Ağırlık / Weight: 42 gr/m Paket / Package: 357 m / 15 kg</p>				



	<p>04.02.07</p> <p><b>TAHLİYE KAPAĞI</b> DRAINAGE COVER</p> <p>Malzeme / Material: PVC Renk / Colour: Siyah-Beyaz-Gri Black-White-Grey</p>				
	<p>04.06.34</p> <p><b>ADAPTÖR KAPAĞI</b> ADAPTER CAP</p> <p>Malzeme / Material : PVC Renk / Colour : Siyah / Black R46A02 İÇİN / FOR R46A02</p>				
	<p>04.06.35</p> <p><b>ADAPTÖR KAPAĞI</b> ADAPTER CAP</p> <p>Malzeme / Material : PVC Renk / Colour : Siyah / Black R46A02 İÇİN / FOR R46A02</p>	 <p>USE WITH: R46 A 02</p>			
	<p>10.04.10</p> <p><b>KÖŞE ÇAVUŞU</b> CORNER PIECE</p> <p>Malzeme / Material : Paslanmaz Çelik / Stainless steel</p>				

01

02

03

04

05

06

07

08

09

10

11

12

## PENCERE MENTEŞELERİ / WINDOW HINGES



15.01.16

GIESSE PENCERE MENTEŞESİ  
GIESSE HINGE FOR WINDOWS

Renk / Colour: Siyah-Beyaz-Gri-Eloksal  
Black-White-Grey-Anodized

75 kg için 2 adet, 85 kg için 3 adet kullanılmalıdır. / Should be used 2 for 75 kg, 3 for 85 kg.  
EN 1935:2002

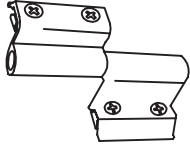


15.01.03

RESCARA PENCERE MENTEŞESİ  
RESCARA HINGE FOR WINDOWS

Renk / Colour: Pres-Eloksal  
Press-Anodised

75 kg için 2 adet, 85 kg için 3 adet kullanılmalıdır. / Should be used 2 for 75 kg, 3 for 85 kg.  
EN 1935:2002

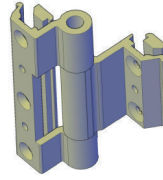


15.01.08

YERLİ PENCERE MENTEŞESİ  
LOCAL HINGE FOR WINDOWS

Renk / Colour: Siyah-Beyaz-Gri-Eloksal  
Black-White-Grey-Anodized

50 kg için 2 adet kullanılmalıdır. / Should be used 2 for 50 kg.  
Max. kanat ölçüsü 900x1300. / Max. vent dimension 900x1300  
TS EN 1935



15.01.12

YERLİ PENCERE MENTEŞESİ  
LOCAL HINGE FOR WINDOWS

Renk / Colour: Siyah-Beyaz-Gri-Eloksal  
Black-White-Grey-Anodized

TS EN 1935



15.01.17

GIESSE GİZLİ PENCERE MENTEŞESİ (SAĞ)  
GIESSE HIDDEN HINGE FOR WINDOWS (RIGHT)

Malzeme / Material : Paslanmaz Çelik  
Stainless Steel

100 kg için 2 adet kullanılmalıdır. / Should be used 2 for 100 kg.

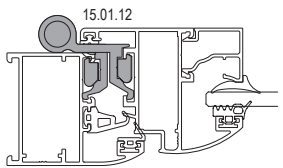
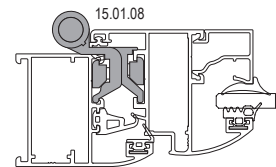
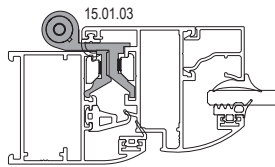
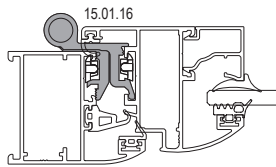


15.01.18

GIESSE GİZLİ PENCERE MENTEŞESİ (SOL)  
GIESSE HIDDEN HINGE FOR WINDOWS (LEFT)



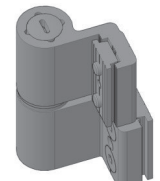



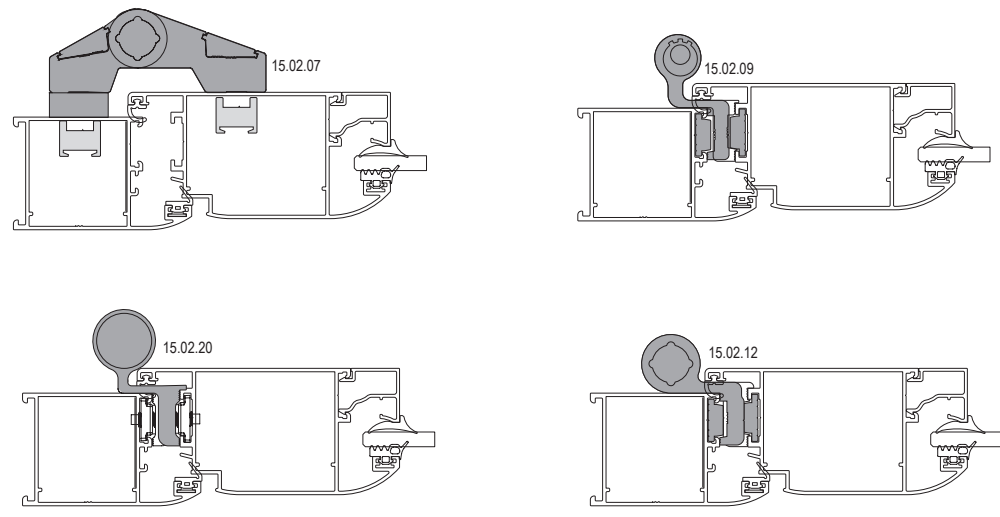
Malzeme / Material : Paslanmaz Çelik  
Stainless Steel

100 kg için 2 adet kullanılmalıdır. / Should be used 2 for 100 kg.



Ölçek/Scale: 1/3

## KAPI MENTEŞELERİ / DOOR HINGES

 <p><b>15.02.14</b> GIESSE KAPI MENTEŞESİ GIESSE HINGE FOR DOORS</p> <p>Renk / Colour : Siyah-Beyaz-Eloksal Black-White-Anodized</p> <p>100 kg için 2 adet, 120 kg için 3 adet kullanılmalıdır. / Should be used 2 for 100 kg, 3 for 120 kg. EN 1935</p>	 <p><b>15.02.09</b> YERLİ KAPI MENTEŞESİ LOCAL HINGE FOR DOORS</p> <p>Renk / Colour : Siyah-Beyaz-Eloksal Black-White-Anodized</p> <p>85 kg için 3 adet kullanılmalıdır. / Should be used 3 for 85 kg. Max. kanat ölçüsü 900x2200 / Max. vent dimension 900x2200 TS EN 1935</p>
 <p><b>15.02.12</b> YERLİ KAPI MENTEŞESİ LOCAL HINGE FOR DOORS</p> <p>Renk / Colour : Siyah-Beyaz-Gri-Eloksal Black-White-Grey-Anodized</p> <p>100 kg için 3 adet kullanılmalıdır. / Should be used 3 for 100 kg. Max. kanat ölçüsü 900x2300 / Max. vent dimension 900x2300 TS EN 1935</p>	 <p><b>15.02.07</b> YERLİ KAPI MENTEŞESİ LOCAL HINGE FOR DOORS</p> <p>Renk / Colour : Siyah-Beyaz-Eloksal Black-White-Anodized</p> <p>100 kg için 3 adet kullanılmalıdır. / Should be used 3 for 100 kg. Max. kanat ölçüsü 900x2200 / Max. vent dimension 900x2200 TS EN 1935</p>
 <p><b>15.02.20</b> RESCARA KAPI MENTEŞESİ RESCARA HINGE FOR DOORS</p> <p>Renk / Colour : Siyah-Beyaz-Gri-Pres-Eloksal Black-White-Grey-Press-Anodized</p> <p>120 kg için 2 adet kullanılmalıdır. / Should be used 2 for 120 kg. TS EN 1935</p>	 <p><b>15.02.21</b> RESCARA KAPI MENTEŞESİ RESCARA HINGE FOR DOORS</p> <p>Renk / Colour : Siyah-Beyaz-Gri-Eloksal Black-White-Grey-Anodized</p> <p>160 kg için 2 adet kullanılmalıdır. / Should be used 2 for 160 kg. TS EN 1935</p>
 <p>Ölçek/Scale: 1/3</p>	

01

02

03

04

05

06

07

08

09

10

11

12

ÇİFT EKSEN MEKANİZMALARI /TILT & TURN MECHANISMS



**GIESSE FUTURA ÇİFT AÇILIM SETİ 80 kg**  
GIESSE FUTURA TILT & TURN MECHANISM 80 kg

Renk / Colour: Siyah-Beyaz-Gri  
Black-White-Grey

KANAT GENİŞLİĞİ SASH WIDTH	KANAT YÜKSEKLİĞİ SASH HEIGHT	KANAT AĞIRLIĞI SASH WEIGHT	GIESSE ÇİFT AÇILIM SETİ GIESSE TILT & TURN MECHANISM	ÇİFT AÇILIM SETİ TILT & TURN MECHANISM
410- 569 mm	600-1200 mm	80 kg	07.06.62	Çift Açılım Seti Tip 1 Tilt & Turn Mechanism
410- 569 mm	1201-2500 mm	80 kg	07.06.63	Çift Açılım Seti Tip 1 + Arka Kilitleme Tilt & Turn Mechanism Style 1 + Additional Tilt & Turn (Back)
570-1000 mm	600-1200 mm	80 kg	07.06.64	Çift Açılım Seti Tip 2 Tilt & Turn Mechanism Style 2
570-1000 mm	1201-2500 mm	80 kg	07.06.65	Çift Açılım Seti Tip 2 + Arka Kilitleme Tilt & Turn Mechanism Style 2 + Additional Tilt & Turn (Back)
1001-1700 mm	600-1200 mm	80 kg	07.06.66	Çift Açılım Seti Tip 2 + Alt Kilitleme + İlave Makas Tilt & Turn Mechanism Style 2 + Additional Tilt & Turn (Down) + Additional Arm
1001-1700 mm	1201-2500 mm	80 kg	07.06.67	Çift Açılım Seti Tip 2 + Alt Kilitleme + Arka Kilitleme + İlave Makas Tilt & Turn Mechanism Style 2 + Additional Tilt & Turn (Down) + Additional Tilt & Turn (Back) + Additional Arm

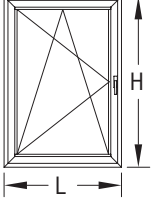

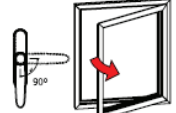
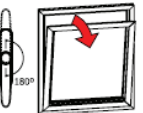





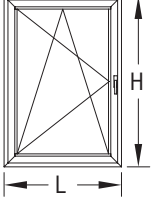

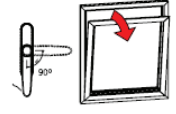
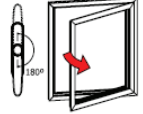



**GIESSE GİZLİ MENTEŞE ÇİFT AÇILIM SETİ 100 kg**  
GIESSE HIDDEN HINGE TILT & TURN MECHANISM 100 kg

Renk / Colour: Siyah-Beyaz-Gri  
Black-White-Grey

KANAT GENİŞLİĞİ SASH WIDTH	KANAT YÜKSEKLİĞİ SASH HEIGHT	KANAT AĞIRLIĞI SASH WEIGHT	GIESSE ÇİFT AÇILIM SETİ GIESSE TILT & TURN MECHANISM	GIESSE GİZLİ MENTEŞE ÇİFT AÇILIM SETİ GIESSE HIDDEN HINGE TILT & TURN MECHANISM
600-1000 mm	600-1200 mm	100 kg	07.06.81	Gizli Menteşe Çift Açılım Seti Sağ Hidden Hinge Tilt & Turn Mechanism Right
600-1000 mm	600-1200 mm	100 kg	07.06.82	Gizli Menteşe Çift Açılım Seti Sol Hidden Hinge Tilt & Turn Mechanism Left
600-1000 mm	1201-2500 mm	100 kg	07.06.83	Gizli Menteşe Çift Açılım Seti Sağ + İlave Kilit Hidden Hinge Tilt & Turn Mechanism Right + Additional Locking
600-1000 mm	1201-2500 mm	100 kg	07.06.84	Gizli Menteşe Çift Açılım Seti Sol + İlave Kilit Hidden Hinge Tilt & Turn Mechanism Left + Additional Locking
1001-1700 mm	600-1200 mm	100 kg	07.06.85	Gizli Menteşe Çift Açılım Seti Sağ + İlave Kilit Hidden Hinge Tilt & Turn Mechanism Right + Additional Locking
1001-1700 mm	600-1200 mm	100 kg	07.06.86	Gizli Menteşe Çift Açılım Seti Sol + İlave Kilit Hidden Hinge Tilt & Turn Mechanism Left + Additional Locking
1001-1700 mm	1201-2500 mm	100 kg	07.06.87	Gizli Menteşe Çift Açılım Seti Sağ + İlave Kilit (2 Adet) Hidden Hinge Tilt & Turn Mechanism Right + Additional Locking (2 Unit)
1001-1700 mm	1201-2500 mm	100 kg	07.06.88	Gizli Menteşe Çift Açılım Seti Sol + İlave Kilit (2 Adet) Hidden Hinge Tilt & Turn Mechanism Left + Additional Locking (2 Unit)

ÇİFT EKSEN MEKANİZMALARI / TILT & TURN MECHANISMS

	<p><b>RESCARA ÇİFT AÇILIM SETİ 130 kg</b> RESCARA TILT &amp; TURN MECHANISM 130 kg</p> <p>Renk / Colour: Siyah-Beyaz-Gri Black-White-Grey</p>					
						
KANAT GENİŞLİĞİ SASH WIDTH L (m)	KANAT YÜKSEKLİĞİ SASH HEIGHT H (m)	KANAT AĞIRLIĞI SASH WEIGHT KG	MEKANİZMA MECHANISM	MAKAS ARM	İLAVE KİLİTLEME ADDITIONAL LOCKING	İLAVE MAKAS ADDITIONAL ARM
563-1000 mm	600-1200 mm	130 kg	07.06.79	07.06.80	----	----
563-1000 mm	1200-2500 mm	130 kg	07.06.79	07.06.80	07.06.76	----
1000-1700 mm	600-1200 mm	130 kg	07.06.79	07.06.80	07.06.76	07.06.77
1000-1700 mm	1200-2500 mm	130 kg	07.06.79	07.06.80	07.06.76 (2 Adet)	07.06.77

	<p><b>RESCARA AKILLI ÇİFT AÇILIM SETİ 130 kg</b> RESCARA TBT TILT &amp; TURN MECHANISM 130 kg</p> <p>Renk / Colour: Siyah-Beyaz-Gri Black-White-Grey</p> <p>KOL ANAHTARLIDIR / HANDLE WITH KEYLOCK</p>					
						
KANAT GENİŞLİĞİ SASH WIDTH L (m)	KANAT YÜKSEKLİĞİ SASH HEIGHT H (m)	KANAT AĞIRLIĞI SASH WEIGHT KG	MEKANİZMA MECHANISM	MAKAS ARM	İLAVE KİLİTLEME ADDITIONAL LOCKING	İLAVE MAKAS ADDITIONAL ARM
563-1000 mm	600-1200 mm	130 kg	07.06.74 (TBT)	07.06.75 (TBT)	----	----
563-1000 mm	1200-2500 mm	130 kg	07.06.74 (TBT)	07.06.75 (TBT)	07.06.76	----
1000-1700 mm	600-1200 mm	130 kg	07.06.74 (TBT)	07.06.75 (TBT)	----	07.06.77
1000-1700 mm	1200-2500 mm	130 kg	07.06.74 (TBT)	07.06.75 (TBT)	07.06.76	07.06.77

PVC KANAL İÇİN AÇILIM SETLERİ / OPENING SETS FOR PVC CHANNEL



07.05.41

RESCARA AKUSTİK PENCERE KOLU  
RESCARA ACOUSTIC HANDLE

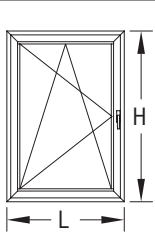
Renk / Colour: Siyah-Beyaz-Gri  
Black-White-Grey



07.05.42

RESCARA AKUSTİK PENCERE KOLU  
RESCARA ACOUSTIC HANDLE

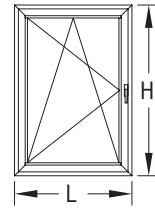
Renk / Colour: Siyah-Beyaz-Gri  
Black-White-Grey



**PVC KANALLI ÇİFT AÇILIM SETİ 80 kg**

TILT & TURN MECHANISM FOR PVC CHANNEL 80 kg

Renk / Colour: Siyah-Beyaz-Gri  
Black-White-Silver



**PVC KANALLI TEK AÇILIM SETİ 80 kg**

SIDE HUNG OPENING SET FOR PVC CHANNEL 80 kg

Renk / Colour: Siyah-Beyaz-Gri  
Black-White-Silver



KANAT GENİŞLİĞİ SASH WIDTH L (mm)	KANAT YÜKSEKLİĞİ SASH HEIGHT H (mm)	KANAT AĞIRLIĞI SASH WEIGHT KG	SAĞ RIGHT	SOL LEFT
501-750 mm	951-1450 mm	80 kg	07.30.01	07.30.02
501-750 mm	1451-1950 mm	80 kg	07.30.05	07.30.06
501-750 mm	1951-2450 mm	80 kg	07.30.07	07.30.08
751-1000 mm	951-1450 mm	80 kg	07.30.09	07.30.10
751-1000 mm	1451-1950 mm	80 kg	07.30.13	07.30.14
751-1000 mm	1951-2450 mm	80 kg	07.30.15	07.30.16
1001-1200 mm	951-1450 mm	80 kg	07.30.17	07.30.18
1001-1200 mm	1451-1950 mm	80 kg	07.30.21	07.30.22
1001-1200 mm	1951-2450 mm	80 kg	07.30.23	07.30.24
1201-1450 mm	951-1450 mm	80 kg	07.30.25	07.30.26
1201-1450 mm	1451-1950 mm	80 kg	07.30.29	07.30.30
1201-1450 mm	1951-2450 mm	80 kg	07.30.31	07.30.32
1451-1600 mm	951-1450 mm	80 kg	07.30.33	07.30.34
1451-1600 mm	1451-1950 mm	80 kg	07.30.37	07.30.38
1451-1600 mm	1951-2450 mm	80 kg	07.30.39	07.30.40

KANAT GENİŞLİĞİ SASH WIDTH L (mm)	KANAT AĞIRLIĞI SASH WEIGHT KG	SAĞ RIGHT	SOL LEFT
501-600 mm	80 kg	07.27.01	07.27.02
601-800 mm	80 kg	07.27.03	07.27.04
801-900 mm	80 kg	07.27.05	07.27.06
901-1000 mm	80 kg	07.27.07	07.27.08
1001-1100 mm	80 kg	07.27.09	07.27.10
1101-1200 mm	80 kg	07.27.11	07.27.12
1201-1300 mm	80 kg	07.27.13	07.27.14
1301-1400 mm	80 kg	07.27.15	07.27.16
1401-1600 mm	80 kg	07.27.17	07.27.18
1601-1800 mm	80 kg	07.27.19	07.27.20
1801-2000 mm	80 kg	07.27.21	07.27.22
2000-2200 mm	80 kg	07.27.23	07.27.24

\* KOL SETE DAHİL DEĞİLDİR. KOL SEÇENEKLERİ; 07.05.41 - 07.05.42  
HANDLE IS NOT INCLUDED IN THE SET. HANDLE OPTIONS; 07.05.41 - 07.05.42

\*\* PVC KANALLI TEK AÇILIM SETİ İÇİN KANAT GENİŞLİĞİ L<1000MM OLMALIDIR.  
DAHA BÜYÜK ÖLÇÜLER İÇİN TEKNİK OFİS İLE İRTİBATA GEÇİLEBİLİR.

PERIMETRIC GROOVE (16MM) SIDE HUNG OPENING KIT FOR L<1000MM. FOR L>1000MM PLEASE CONTACT TECHNICAL OFFICE.

PENCERE KOLLARI / WINDOW HANDLES

 <p>07.05.25 GIESSE İSPANYOLET KOL (ÇİFT DİLLİ) GIESSE HANDLE FOR WINDOWS (DOUBLE RAIL) Renk / Colour: Siyah-Beyaz-Gri Black-White-Grey</p> <p>UNI CEI EN ISO / IEC 17050</p>	 <p>07.05.33 GIESSE ANAHTARLI İSPANYOLET KOL (ÇİFT DİLLİ) GIESSE KEY HANDLE FOR WINDOWS (DOUBLE RAIL) Renk / Colour: Siyah-Beyaz-Gri Black-White-Grey</p>
 <p>07.25.01 GIESSE TIJ BAĞLANTI PARÇASI GIESSE CONNECTION ROD Renk / Colour: Siyah / Black Malzeme / Material: Polyamid - Polyamide</p> <p>07.05.25, 07.05.33 ve 07.05.34 Kol için / For Handle 07.05.25, 07.05.33 and 07.05.34</p>	 <p>07.05.34 GIESSE SÖKÜLEBİLİR KOL GÖVDESİ (ÇİFT DİLLİ) GIESSE REMOVABLE HANDLE BODY (DOUBLE RAIL) Renk / Colour: Siyah-Beyaz-Gri Black-White-Grey</p>
 <p>07.05.29 RESCARA GLOBAL ANAHTARLI PENCERE KOLU (TEK DİLLİ) RESCARA GLOBAL KEY HANDLE FOR WINDOWS (SINGLE RAIL) Renk / Colour: Siyah-Beyaz-Gri Black-White-Grey</p> <p>EN 1670</p>	 <p>07.05.35 GIESSE SÖKÜLEBİLİR KOL GIESSE REMOVABLE HANDLE Renk / Colour: Siyah Black</p>
 <p>07.13.07 RESCARA KOL BAĞLANTI PARÇASI RESCARA CONNECTION PART FOR HANDLE Malzeme / Material: Zamak Zamak</p> <p>07.05.29 Kol için / For Handle 07.05.29</p>	 <p>07.05.30 RESCARA GLOBAL SÖKÜLEBİLİR KOL GÖVDESİ (ÇİFT DİLLİ) RESCARA GLOBAL REMOVABLE HANDLE BODY (DOUBLE RAIL) Renk / Colour: Siyah-Beyaz-Gri Black-White-Grey</p> <p>EN 1670</p>
 <p>07.05.28 RESCARA GLOBAL PENCERE KOLU (TEK DİLLİ) RESCARA GLOBAL HANDLE FOR WINDOWS (SINGLE RAIL) Renk / Colour: Siyah-Beyaz-Gri Black-White-Grey</p> <p>EN 1670</p>	 <p>07.05.31 RESCARA SÖKÜLEBİLİR KOL RESCARA REMOVABLE HANDLE Renk / Colour: Siyah Black</p> <p>EN 1670</p>
 <p>07.05.32 RESCARA GLOBAL PENCERE KOLU (ÇİFT DİLLİ) RESCARA GLOBAL HANDLE FOR WINDOWS (DOUBLE RAIL) Renk / Colour: Siyah-Beyaz-Gri Black-White-Grey</p> <p>EN 1670, 13126-8</p>	 <p>07.13.08 RESCARA KOL BAĞLANTI PARÇASI RESCARA CONNECTION PART FOR HANDLE Renk / Colour: Siyah / Black Malzeme / Material: PVC</p> <p>07.05.28, 07.05.30 ve 07.05.32 Kol için / For Handle 07.05.28, 07.05.30 and 07.05.32</p>

01

02

03

04

05

06

07

08

09

10

11

12

İSPANYOLET KİLİTLEME PARÇALARI / LOCKING KITS

01



07.13.03

PİM  
LOCK PIN

Malzeme / Material: Zamak -Zamak



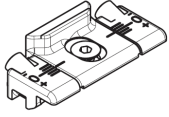
07.13.06

GIESSE PİM  
GIESSE ADJUSTABLE LOCKING PAWL  
Malzeme / Material: Zamak -Zamak

02

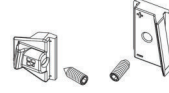
03

04



07.09.07

GIESSE AYARLI PİM KARŞILIĞI  
GIESSE ADJUSTABLE SINGLE STRIKER  
Malzeme / Material: Zamak -Zamak



07.09.08

GIESSE ARKA KİLİTLEME  
GIESSE BURGLAR BOLT  
Malzeme / Material: Zamak -Zamak

05

06



18.07.01

GIESSE SÜRGÜ SETİ  
GIESSE BOLT FOR LEAF

Malzeme / Material: Zamak ve Polyamid  
Zamak and Polyamide



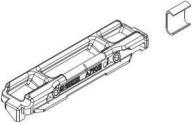
07.09.11

RESCARA SABİT KARŞILIK  
RESCARA FIXED STRIKER  
Malzeme / Material: Zamak -Zamak

07

Pasif kanat için  
For secondary sash

08



18.06.01

GIESSE KARŞILIK  
GIESSE STRIKER

Malzeme / Material: Paslanmaz Çelik ve Zamak  
Stainless Steel and Zamak



07.09.12

RESCARA AYARLI KARŞILIK  
RESCARA ADJUSTABLE STRIKER  
Malzeme / Material: Zamak -Zamak

09

10



07.09.13

RESCARA ARKA KİLİTLEME  
RESCARA BURGLAR BOLT

Malzeme / Material: Zamak -Zamak



07.21.02

GIESSE KÖŞE DÖNME  
GIESSE CORNER DRIVE

Malzeme / Material: Zamak -Zamak

11

12



07.21.03

RESCARA KÖŞE DÖNME  
RESCARA CORNER DRIVE

Malzeme / Material: Zamak -Zamak

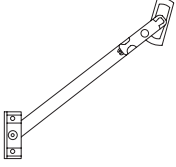
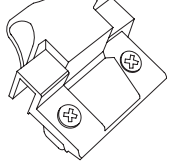






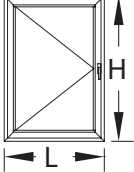







07.06.78

RESCARA MICROVENTİLASYON  
RESCARA MICROVENTILATION

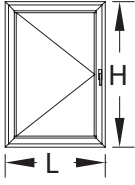







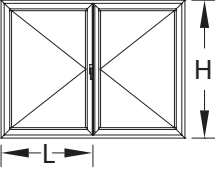





Malzeme / Material: Zamak -Zamak



 <p><b>07.07.02</b> VASİSTAS MAKAS ARM FOR BOTTOM-HUNG WINDOWS Renk / Colour: Siyah-Beyaz-Gri Black-White-Grey</p>	 <p><b>07.08.01</b> RESCARA VASİSTAS MANDAL RESCARA DEVICE FOR CLOSING BOTTOM-HUNG WINDOWS Renk / Colour: Siyah-Beyaz-Gri Black-White-Grey</p>
 <p><b>07.07.08</b> SINIRLAYICI MAKAS LIMITER Malzeme / Material: Gümüş / Paslanmaz Çelik Silver / Stainless Steel</p>	 <p><b>07.07.09</b> GIESSE VASİSTAS MAKAS GIESSE ARM FOR BOTTOM-HUNG WINDOWS Renk / Colour: Siyah-Beyaz-Gri Black-White-Grey</p>
 <p><b>07.07.11</b> GIESSE VASİSTAS PENCERE SETİ GIESSE BOTTOM HUNG WINDOW SET Kol ve menteşe sete dahil değildir. Handle and hinge is not included in the set.</p>	 <p><b>11.02.34</b> RESCARA KANAT DESTEK TAKOZU RESCARA VENT SUPPORT PIECE Renk / Colour: Siyah / Black Malzeme / Material: PVC</p>

<b>ÇİFT DİLLİ KOL VE KİLİTLEME SETİ SEÇİM TABLOSU</b> DOUBLE RAILED HANDLE AND LOCKING KIT TABLE			TEMEL SET MAIN SET		
KOD CODE	AÇIKLAMA DESCRIPTION	ÜRÜN RESMİ PRODUCT IMAGE	H<1200mm L<1000mm	İLAVE ÜRÜNLER ADDITIONAL PRODUCTS	1200mm < H < 2700 mm 1000mm < L < 1400 mm
07.05.25	GIESSE ÇİFT DİLLİ KOL GIESSE DOUBLE RAIL HANDLE		1		
07.25.01	GIESSE KOL BAĞLANTISI GIESSE ROD CONNECTION PIECES		1		
07.13.06	GIESSE AYARLI PİM GIESSE ADJUSTABLE LOCKING PAWL		2	2	2
07.09.11	RESCARA SABİT KARŞILIK RESCARA FIXED STRIKER		2	2	2
07.09.07	GIESSE AYARLI PİM KARŞILIĞI GIESSE ADJUSTABLE SINGLE STRIKER				2
07.21.02	GIESSE KÖŞE DÖNME GIESSE CORNER DRIVE				2
11.02.34	RESCARA KANAT DESTEK TAKOZU RESCARA VENT SUPPORT PIECE		1		

\*\*\* Giesse kol ve kilitleme aksesuarları 25 I 07 tij profili ile kullanılmalıdır.  
Giesse handle and locking accessories should be used with 25 I 07 rod profile.

TEK DİLLİ KOL VE KİLİTLEME SETİ SEÇİM TABLOSU SINGLE RAILED HANDLE AND LOCKING KIT TABLE			TEMELE SET MAIN SET	İLAVE ÜRÜNLER ADDITIONAL PRODUCTS	
KOD CODE	AÇIKLAMA DESCRIPTION	ÜRÜN RESMİ PRODUCT IMAGE	H<1200mm L<1000mm	1200mm < H < 2700 mm	1000mm < L < 1400 mm
07.05.28 07.05.29	RESCARA TEK DİLLİ KOL RESCARA SINGLE RAIL HANDLE		1		
07.13.07	RESCARA KOL BAĞLANTI PARÇASI RESCARA CONNECTION PART FOR HANDLE		1		
07.13.06	GIESSE AYARLI PİM GIESSE ADJUSTABLE LOCKING PAWL		2	2	2
07.09.11	RESCARA SABİT KARŞILIK RESCARA FIXED STRIKER		2	2	2
07.09.12	RESCARA AYARLI KARŞILIK RESCARA ADJUSTABLE STRIKER				2
07.21.03	RESCARA KÖŞE DÖNME RESCARA CORNER DRIVE				2
11.02.34	RESCARA KANAT DESTEK TAKOZU RESCARA VENT SUPPORT PIECE		1		
ÇİFT/TEK AÇILIM PASİF KANAT AKSESUAR SEÇİM TABLOSU SECONDARY SASH LOCKING KIT TABLE			TEMELE SET MAIN SET	İLAVE ÜRÜNLER ADDITIONAL PRODUCTS	
KOD CODE	AÇIKLAMA DESCRIPTION	ÜRÜN RESMİ PRODUCT IMAGE	H<1200mm L<1000mm	1200mm < H < 2700 mm	1000mm < L < 1400 mm
18.07.01	GIESSE SÜRGÜ SETİ GIESSE BOLT FOR LEAF		1		
18.06.01	GIESSE KARŞILIK GIESSE STRIKER		2		
07.21.02	GIESSE KÖŞE DÖNME PARÇASI GIESSE CORNER DRIVE				2
07.09.07	GIESSE AYARLI PİM KARŞILIĞI GIESSE ADJUSTABLE SINGLE STRIKER				2
07.09.08	GIESSE ARKA KİLİTLEME GIESSE BURGLAR BOLT			1	

\*\*\* Giesse kol ve kilitleme aksesuarları 25 I 07 tij profili ile kullanılmalıdır.  
Giesse handle and locking accessories should be used with 25 I 07 rod profile.

## KAPI KOLLARI / DOOR HANDLES



07.14.06

GIESSE KAPI KOLU  
GIESSE DOOR HANDLE

Renk / Colour: Siyah-Beyaz-Gri  
Black-White-Grey



07.14.07

RESCARA GLOBAL KAPI KOLU  
RESCARA GLOBAL DOOR HANDLE

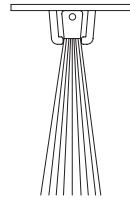
Renk / Colour: Siyah-Beyaz-Gri  
Black-White-Grey



07.14.08

RESCARA MULETA KAPI KOLU  
RESCARA GLOBAL DOOR HANDLE

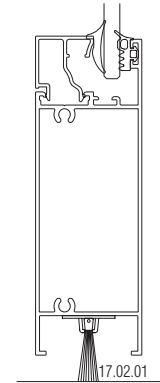
Renk / Colour: Siyah-Beyaz-Gri  
Black-White-Grey



17.02.01

KAPI ALTI FIRÇASI  
BRUSH FOR DOORS

Malzeme / Material: Polipropilen  
Polypropylene



Ölçek/Scale: 1/3

01

02

03

04

05

06

07

08

09

10

11

12

KAPI KOLLARI / DOOR HANDLES



07.17.19

AKBANK KAPI KOLU  
DOOR HANDLE

Renk / Color : Siyah-Beyaz-Gri-Eloksal  
Black-White-Grey-Anodized



07.13.10

AKBANK KOL APARATI  
DOOR HANDLE

Renk / Color : Siyah-Beyaz-Gri-Eloksal  
Black-White-Grey-Anodized

Ölçüler / Dimensions: H:200 cm

KOD CODE	Ø (mm)	A (mm)	B (mm)
07.17.10	25	200	130
07.17.11	25	300	130
07.17.02	25	400	130
07.17.27	25	500	160

KOD CODE	Ø (mm)	A (mm)	B (mm)	C (mm)
07.17.06	25	200	130	80
07.17.29	25	250	130	80
07.17.30	25	300	130	80
07.17.31	30	400	160	100

KOD CODE	Ø (mm)	A (mm)	B (mm)
07.17.08	25	200	80
07.17.35	25	300	80
07.17.36	30	400	100

KOD CODE	Ø (mm)	A (mm)	B (mm)	C (mm)
07.17.32	25	200	130	80
07.17.20	25	300	130	80
07.17.33	30	350	160	100

KOD CODE	Ø (mm)	A (mm)	B (mm)
07.17.37	80	400	350
07.17.22	80	500	450
07.17.38	80	600	550
07.17.39	80	700	650
07.17.40	80	800	750

KOD CODE	Ø (mm)	A (mm)	B (mm)	C (mm)
07.17.23	25	900	180	80
07.17.34	25	1000	180	80

## KAPI KİLİTLERİ / DOOR LOCKS



18.01.09  
MAKARALI KİLİT  
MORTISE LOCK (WITH ROLLER)



18.01.08  
DİLLİ KİLİT  
MORTISE LOCK



18.02.24  
MAKARALI KİLİT KARŞILIĞI  
STRIKER FOR ROLLER LOCK



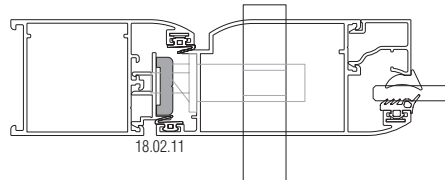
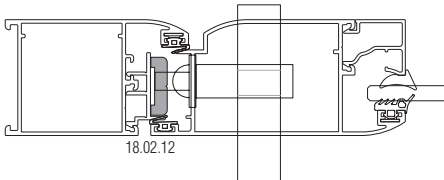
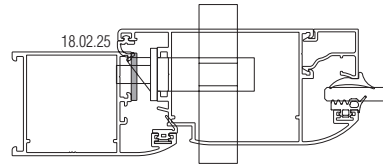
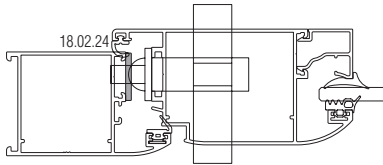
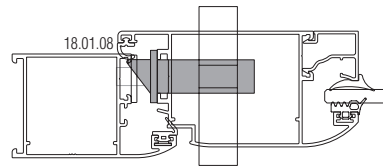
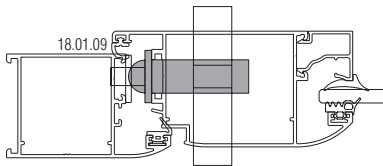
18.02.25  
DİLLİ KİLİT KARŞILIĞI  
STRIKER FOR MORTISE LOCK



18.02.12  
MAKARALI KİLİT KARŞILIĞI  
STRIKER FOR ROLLER LOCK



18.02.11  
DİLLİ KİLİT KARŞILIĞI  
STRIKER FOR MORTISE LOCK



01

02

03

04

05

06

07

08

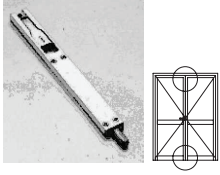
09

10

11

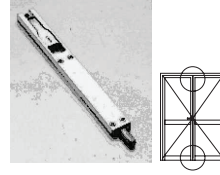
12

## KAPI KİLİTLERİ / DOOR LOCKS



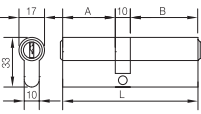
18.03.01

KAPI SÜRGÜSÜ (UZUN)  
BOLT FOR DOORS (LONG)



18.03.06

KAPI SÜRGÜSÜ (KISA)  
BOLT FOR DOORS (SHORT)



18.04.03

BAREL  
CYLINDER

A	B	L
26	32	68

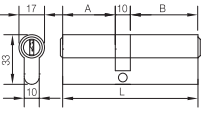
Malzeme / Material: Krom-Nikel  
Chrome-Nickel



18.05.02

BAREL AYNASI  
CYLINDER COVER

Renk / Colour: Siyah-Beyaz-Gri  
Black-White-Grey

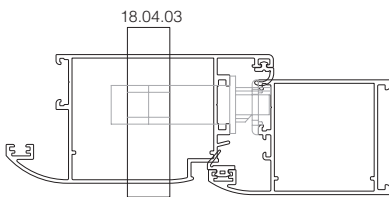
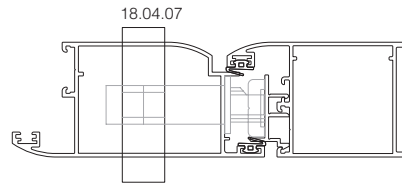
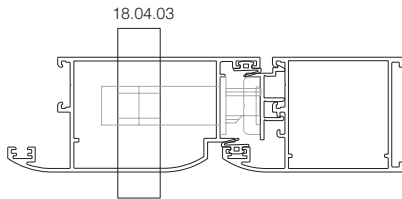


18.04.07

BAREL  
CYLINDER

A	B	L
26	26	62

Malzeme / Material: Krom-Nikel  
Chrome-Nickel



Ölçek/Scale: 1/3