

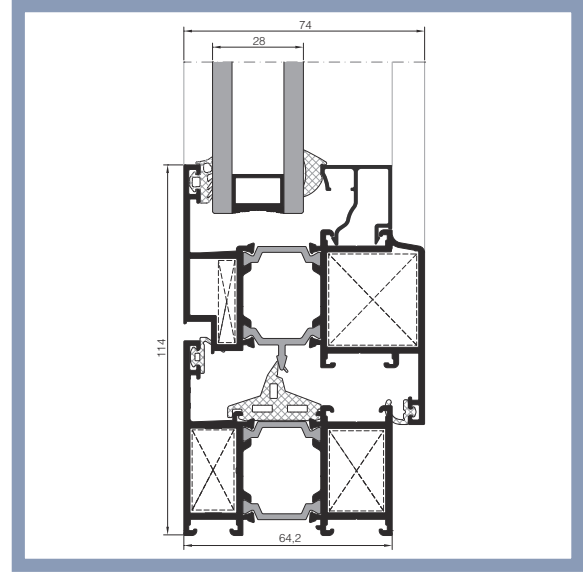

MİMARİ KATALOG ARCHITECTURAL CATALOGUE

Alüminyum Kapı Pencere ve Giydirme Cephe Sistemleri
Aluminium Door Window and Facade Systems

RESCARA



RWT64



TEKNİK ÖZELLİKLER / TECHNICAL PROPERTIES

KASA DERİNLİĞİ / FRAME DEPTH	64,2 mm
KANAT DERİNLİĞİ / VENT DEPTH	74,2 mm
PROFİL ET KALINLIĞI / PROFILE WALL THICKNESS	1,6 / 1,8 / 2mm
MAKS. CAM KALINLIĞI / MAX. GLASS THICKNESS	44 mm
ISI BARIYERLERİ / THERMAL INSULATION BARS	24 mm

KULLANIM SEÇENEKLERİ / APPLICATION ALTERNATIVES

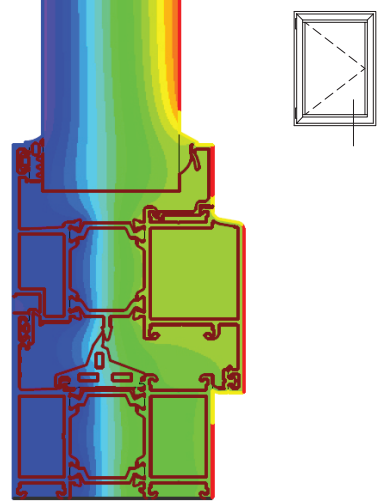
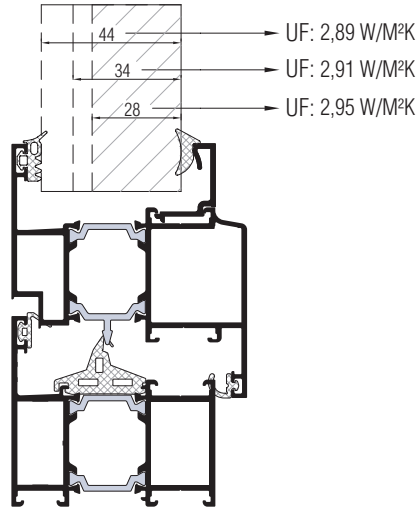
	KAPI DOOR	PENCERE WINDOW
İÇE AÇILIR / INWARD OPENING	•	•
DIŞA AÇILIR / OUTWARD OPENING	•	
VASİSTAS / BOTTOM HUNG		•
ÇİFT EKSEN AÇILIM / TILT & TURN OPENING	•	•
PVC AKSESUAR İÇİN KANAT / VENT FOR PVC ACCESSORIES	•	•
PIVOT / PIVOT		•
ÇEK & SÜR / TILT & SLIDE	•	•
KATLANIR / FOLDING	•	•

PERFORMANS DEĞERLERİ / PERFORMANCE VALUES

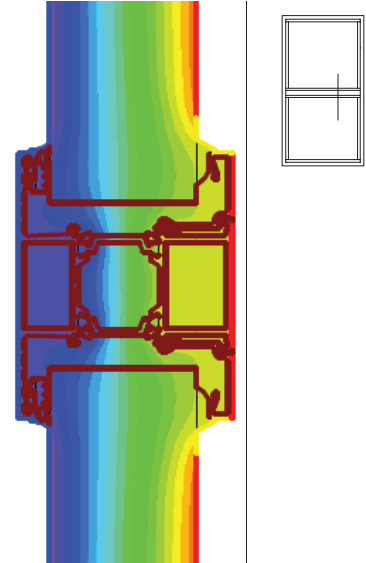
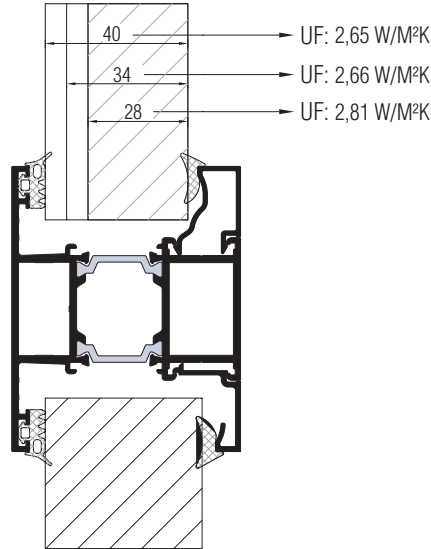
HAVA GEÇİRGENLİĞİ - EN 12207 AIR PERMEABILITY	1 (150 Pa)	2 (300 Pa)	1 (450 Pa)	4 (600 Pa)					
SU SIZDIRMAZLIĞI - EN 12208 WATERTIGHTNESS	2A (50 Pa)	3A (100 Pa)	4A (150 Pa)	5A (200 Pa)	6A (250 Pa)	7A (300 Pa)	8A (450 Pa)	9A (600 Pa)	E... (600+ Pa)
RÜZGAR YÜKÜNE DAYANIM - EN 12210 RESISTANCE TO WIND LOAD	1 (400 Pa)	2 (800 Pa)	3 (1200 Pa)	4 (1600 Pa)	5 (2000 Pa)	E... (2000+ Pa)			
SEHİM KRİTERİ - EN 12210 DEFLECTION CRITERIA	A (L/150)		B (L/200)		C (L/300)				
SİSTEM UF DEĞERİ - EN 10077-2 THERMAL INSULATION VALUE							2,65 ~ 2,95 W/M²K		

ISI YALITIM DEĞERLERİ (UF) / Thermal Insulation Value (UF)

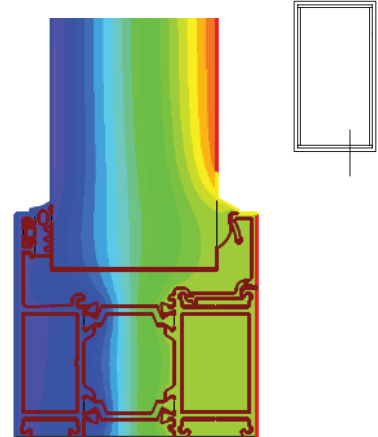
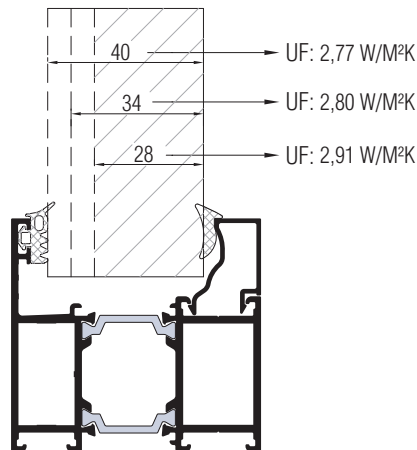
Cam Kalınlıkları: min. 9 mm - max. 44 mm
Glass Thickness



Cam Kalınlıkları: min. 9 mm - max. 44 mm
Glass Thickness



Cam Kalınlıkları: min. 23 mm - max. 48 mm
Glass Thickness



01

02

03

04

05

06

07

08

09

10

11

12

MİMARİ KATALOG ARCHITECTURAL CATALOGUE

Alüminyum Kapı Pencere ve Giydirme Cephe Sistemleri
Aluminium Door Window and Facade Systems



Rescara Sistem Detayları
Rescara System Details

RWT64

PROFİLLER

PROFILES

01

02

03

04

05

06

07

08

09

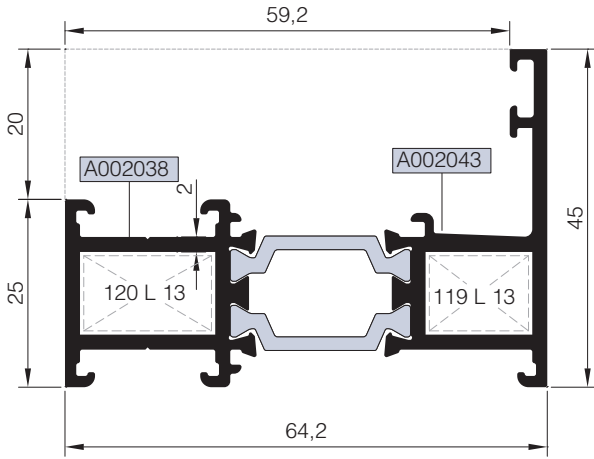
10

11

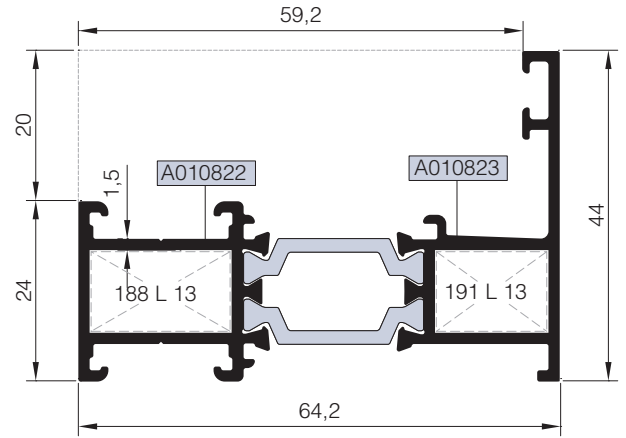
12

KOD / CODE	AĞIRLIK (kg/m) / WEIGHT	Jxx cm ⁴	Jyy cm ⁴	L m	
AT64F01	1,319	17,469	4,439	6	
AT64F02	1,674	22,546	12,818	6	
AT64F04	1,109	14,257	3,658	6	
AT64F07	1,490	19,453	11,255	6	

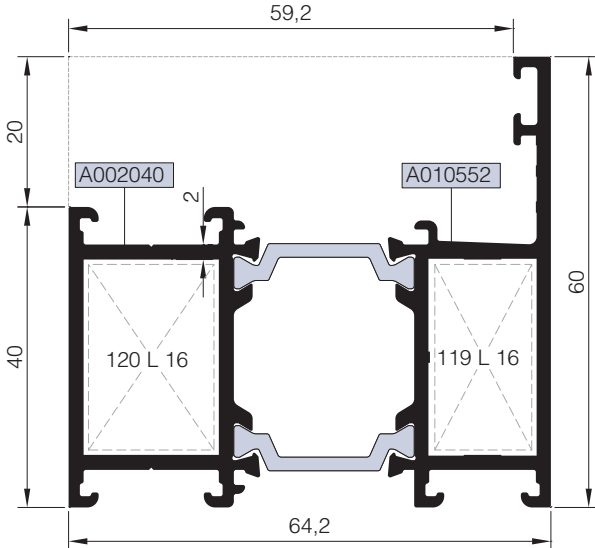
AT64F01



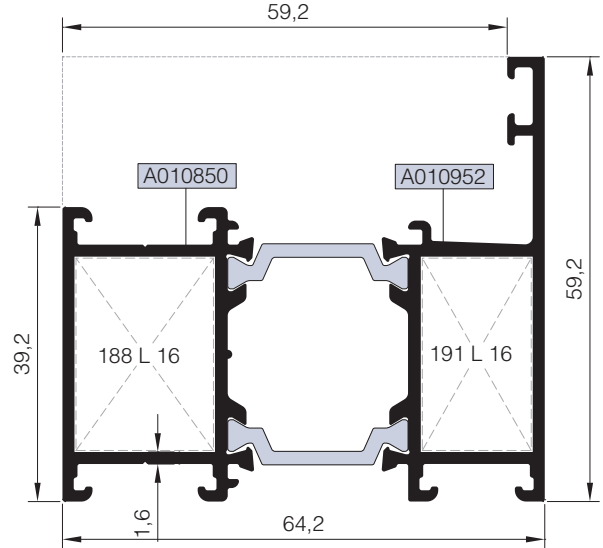
AT64F04



AT64F02

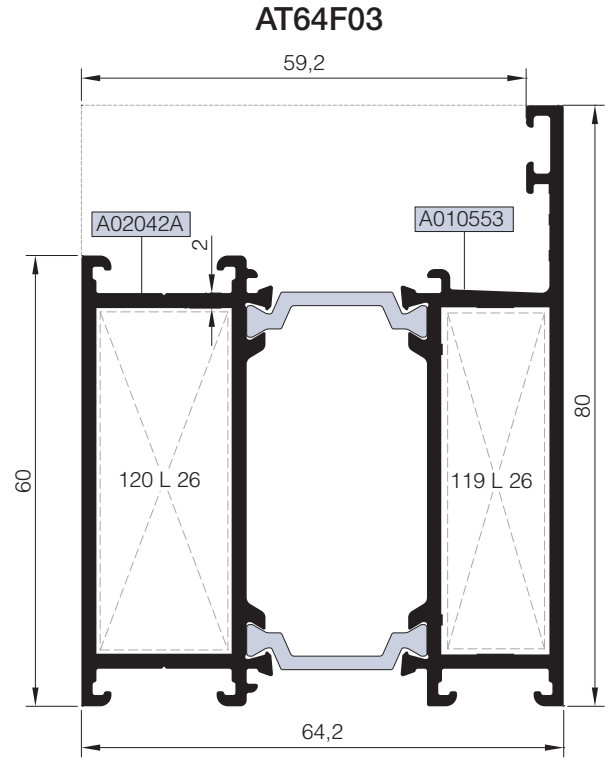
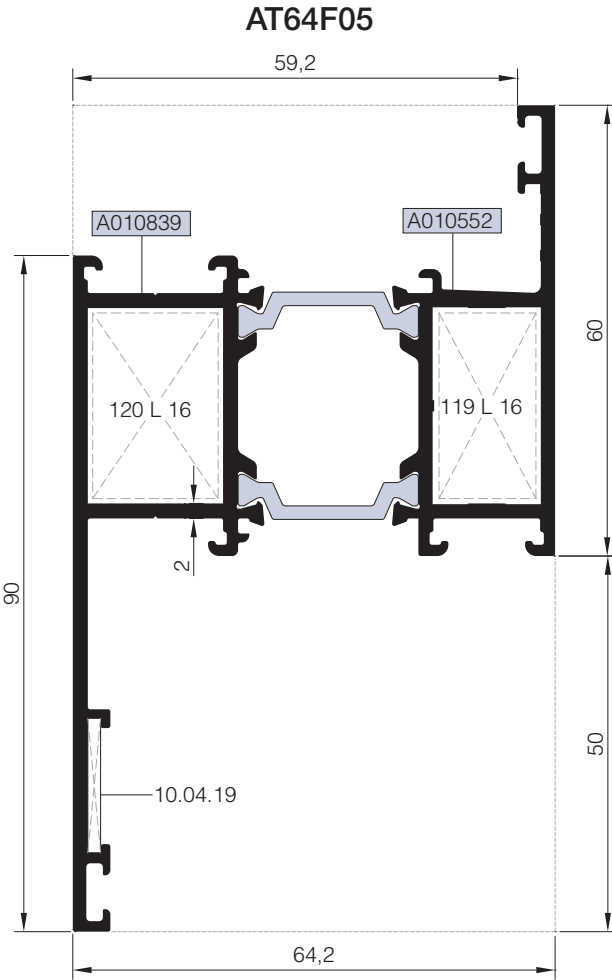




AT64F07



Nr		L m	KESİM ÖLÇÜSÜ CUTTING SIZE	AKS. KODU ACS. CODE
AT64F01	A002038	25 L 13 (A002058)	17,7 mm	120 L 13
	A002043	25 L 13 (A002058)	13,9 mm	119 L 13
AT64F02	A002040	25 L 16 (A002061)	17,7 mm	120 L 16
	A010552	25 L 16 (A002061)	13,9 mm	119 L 16
AT64F04	A010822	25 L 13 (A002058)	18,4 mm	188 L 13
	A010823	25 L 13 (A002058)	14,7 mm	191 L 13
AT64F07	A010850	25 L 16 (A002061)	18,4 mm	188 L 16
	A010952	25 L 16 (A002061)	14,7 mm	191 L 16

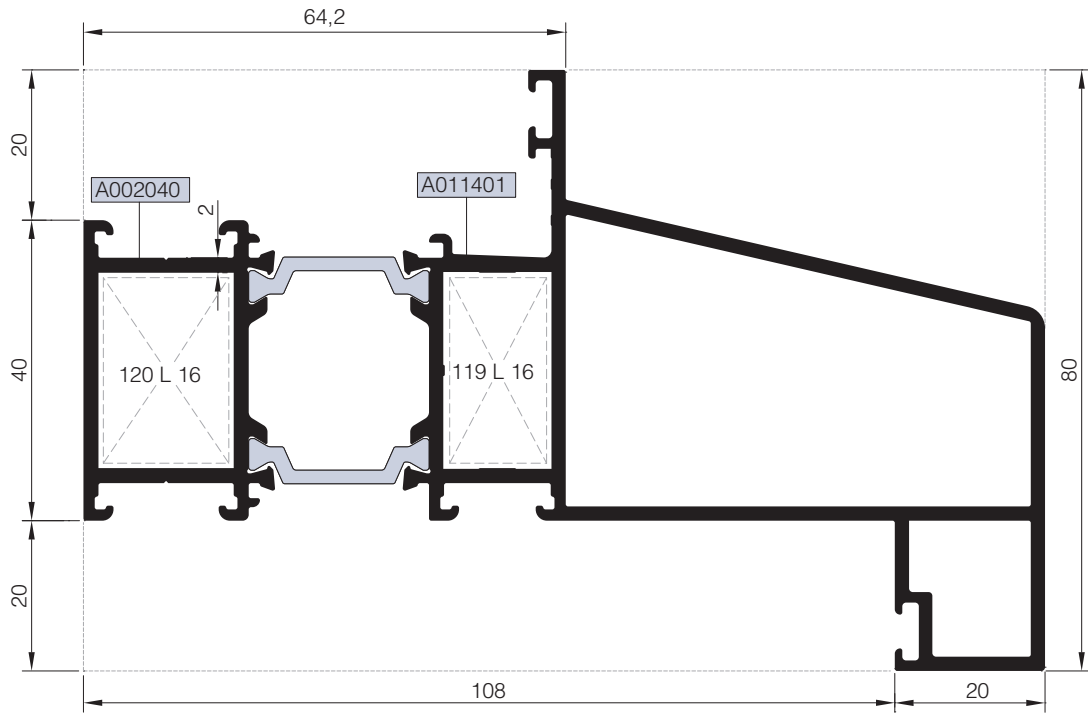
KOD / CODE	AĞIRLIK (kg/m) / WEIGHT	Jxx cm4	Jyy cm4	L m	
AT64F05	1,984	30,230	38,034	6	
AT64F03	2,098	29,304	33,917	6	



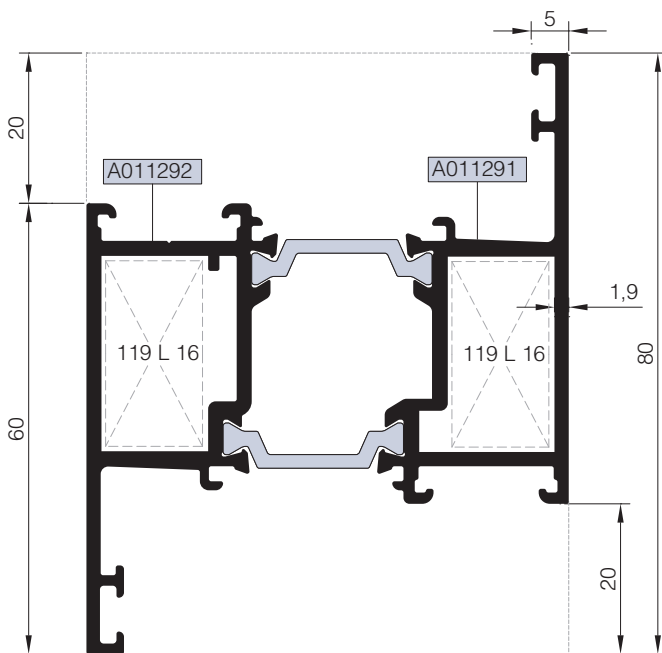
Nr		 L m	KESİM ÖLÇÜSÜ CUTTING SIZE	 AKS. KODU ACS. CODE
AT64F05	A010839	25 L 16 (A002061)	17,7 mm	120 L 16
	A010552	25 L 16 (A002061)	13,9 mm	119 L 16
AT64F03	A02042A	25 L 26 (A010540)	17,7 mm	120 L 26
	A010553	25 L 26 (A010540)	13,9 mm	119 L 26

KOD / CODE	AĞIRLIK (kg/m) / WEIGHT	Jxx cm ⁴	Jyy cm ⁴	L m	
AT64F10	2,766	122,771	32,079	6	
AT64F12	1,836	26,850	17,860	6	

AT64F10



AT64F12



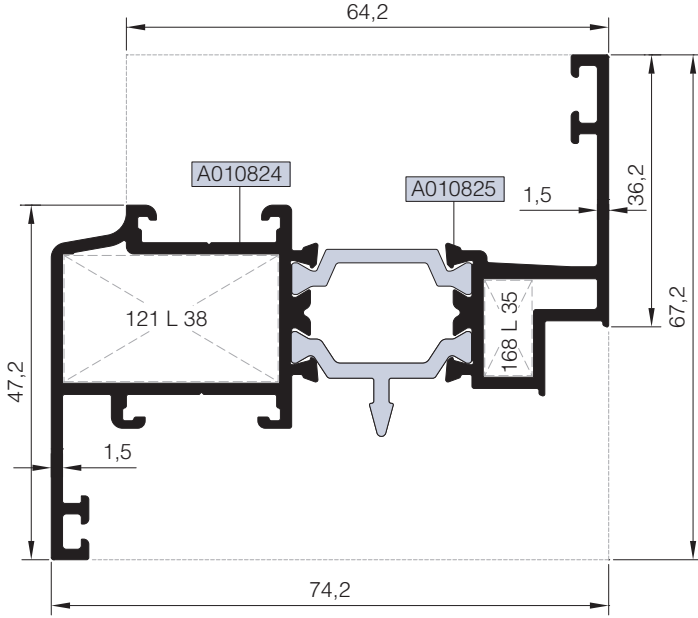
Nr		L m	KESİM ÖLÇÜSÜ CUTTING SIZE	AKS. KODU ACS. CODE
AT64F10	A002040	25 L 16 (A002061)	17,7 mm	120 L 16
	A011401	25 L 16 (A002061)	13,9 mm	119 L 16
AT64F12	A011292	25 L 16 (A002061)	13,9 mm	119 L 16
	A011291	25 L 16 (A002061)	13,9 mm	119 L 16

KANAT PROFİLLERİ
VENT PROFILES

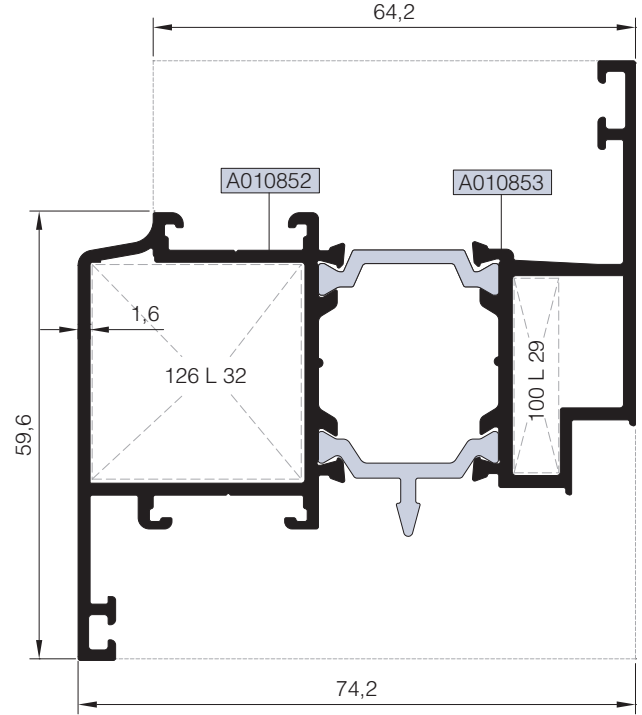
RWT64

KOD / CODE	AĞIRLIK (kg/m) / WEIGHT	Jxx cm4	Jyy cm4	L m	
AT64V07	1,415	23,928	8,348	6	
AT64V11	1,699	29,281	16,560	6	
AT64V16	1,898	33,429	26,867	6	

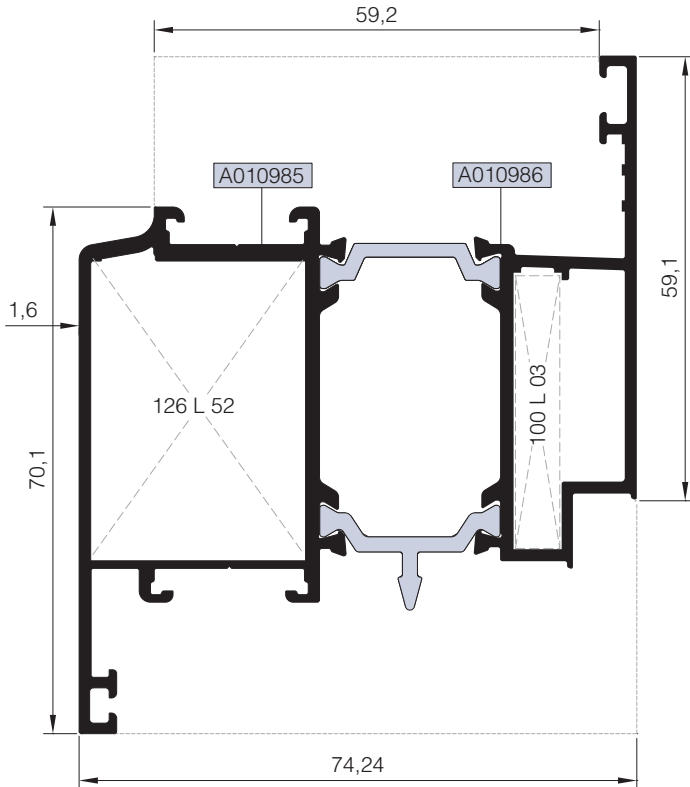
AT64V07



AT64V11



AT64V16

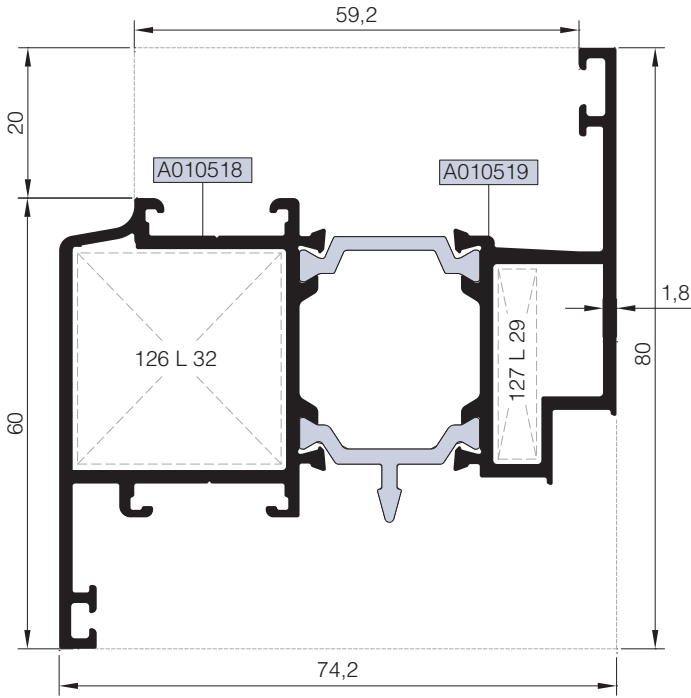


Nr		L m	KESİM ÖLÇÜSÜ CUTTING SIZE	AKS. KODU ACS. CODE
AT64V07	A010824	25 L 38 (A002074)	28,5 mm	121 L 38
	A010825	25 L 35 (A010076)	6,4 mm	168 L 35
AT64V11	A010852	25 L 32 (A002430)	28,1 mm	126 L 32
	A010853	25 L 29 (A010543)	6,0 mm	100 L 29
AT64V16	A010985	25 L 52 (A010888)	28,1 mm	126 L 52
	A010986	25 L 03 (A002021)	6,0 mm	100 L 03

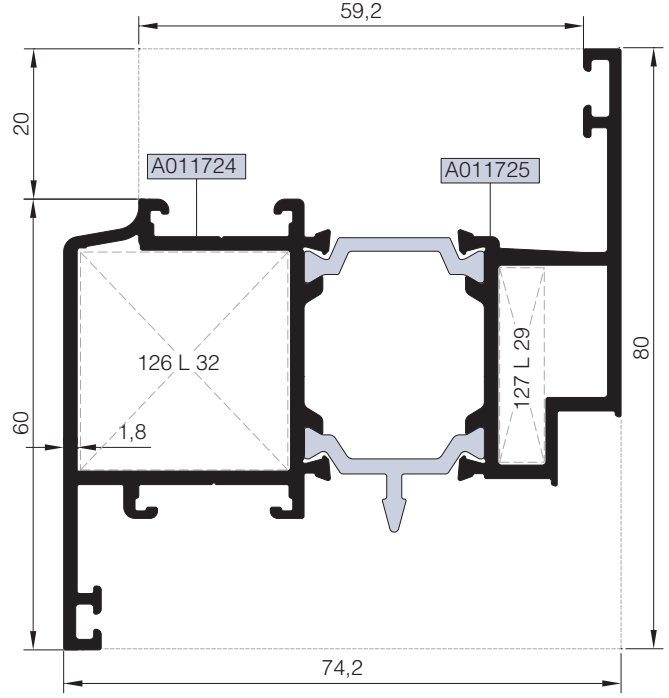
KOD / CODE	AĞIRLIK (kg/m) / WEIGHT	Jxx cm ⁴	Jyy cm ⁴	L m	
AT64V05	1,801	31,816	17,994	6	
AT64V22	1,795	30,100	17,993	6	
AT64V20	1,917	34,200	17,787	6	
AT64V21	1,584	27,054	8,724	6	

01
02
03
04
05
06
07
08
09
10
11
12

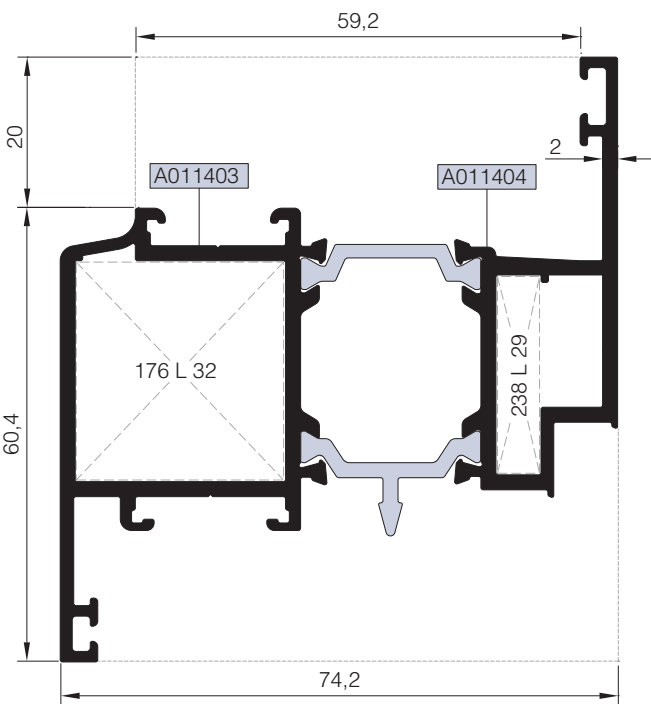
AT64V05



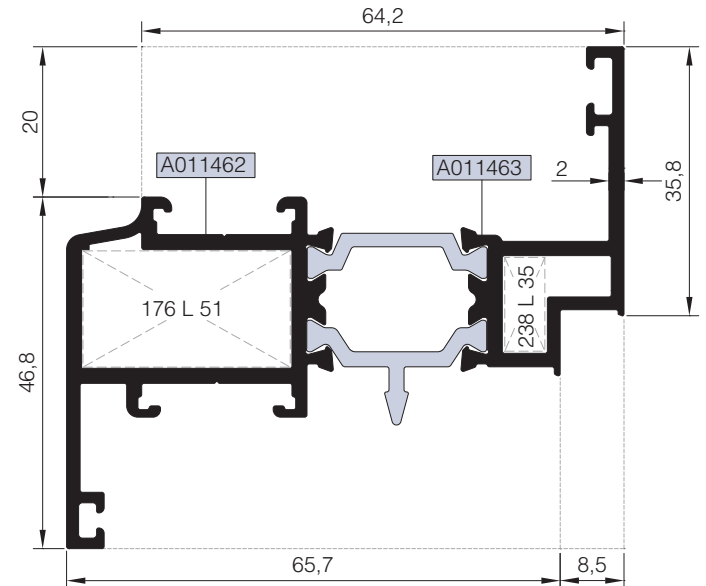
AT64V22



AT64V20



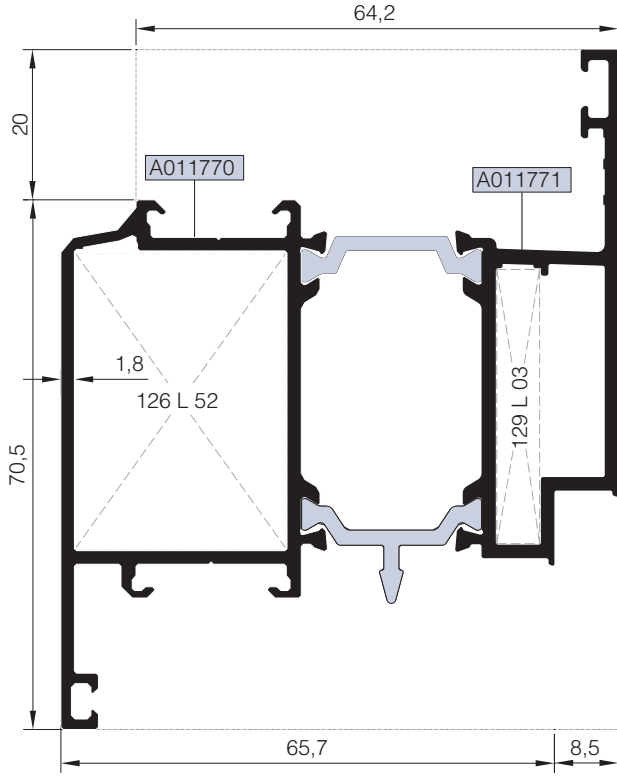
AT64V21



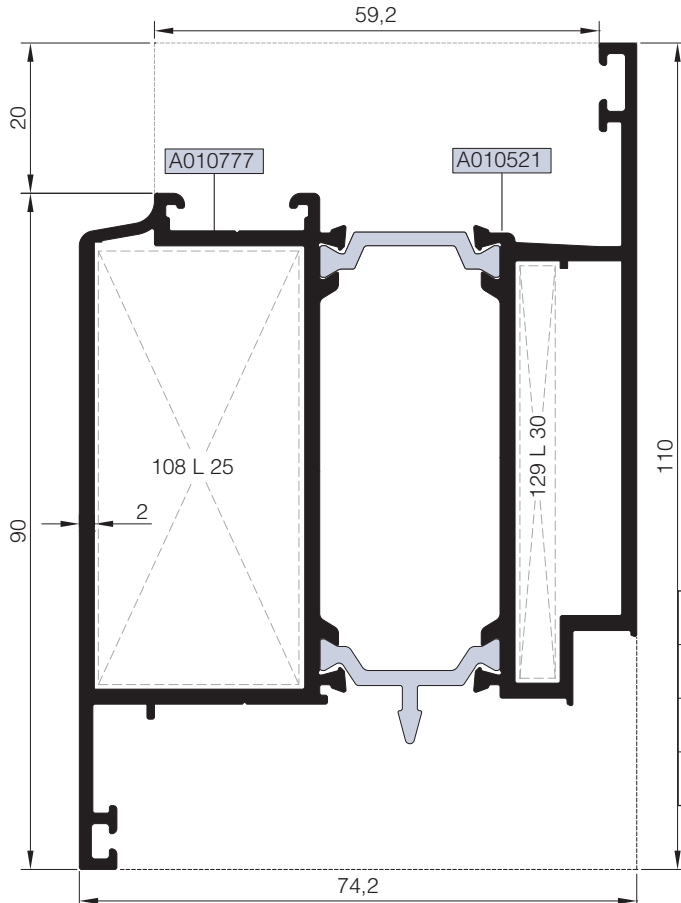
Nr		L m	KEŞİM ÖLÇÜSÜ CUTTING SIZE	AKS. KODU ACS. CODE
AT64V05	A010518	25 L 32 (A002430)	28,1 mm	126 L 32
	A010519	25 L 29 (A010543)	6,1 mm	127 L 29
AT64V22	A011724	25 L 32 (A002430)	28,1 mm	126 L 32
	A011725	25 L 29 (A010543)	6,1 mm	127 L 29
AT64V20	A011403	25 L 32 (A002430)	27,5 mm	176 L 32
	A011404	25 L 29 (A010543)	5,5 mm	238 L 29
AT64V21	A011462	25 L 51 (A010887)	27,5 mm	176 L 51
	A011463	25 L 35 (A010076)	5,5 mm	238 L 35

KOD / CODE	AĞIRLIK (kg/m) / WEIGHT	Jxx cm4	Jyy cm4	L m	
AT64V24	2,026	25,139	42,800	6	
AT64V04	2,560	47,341	62,509	6	
AT64V10	2,506	46,759	60,124	6	

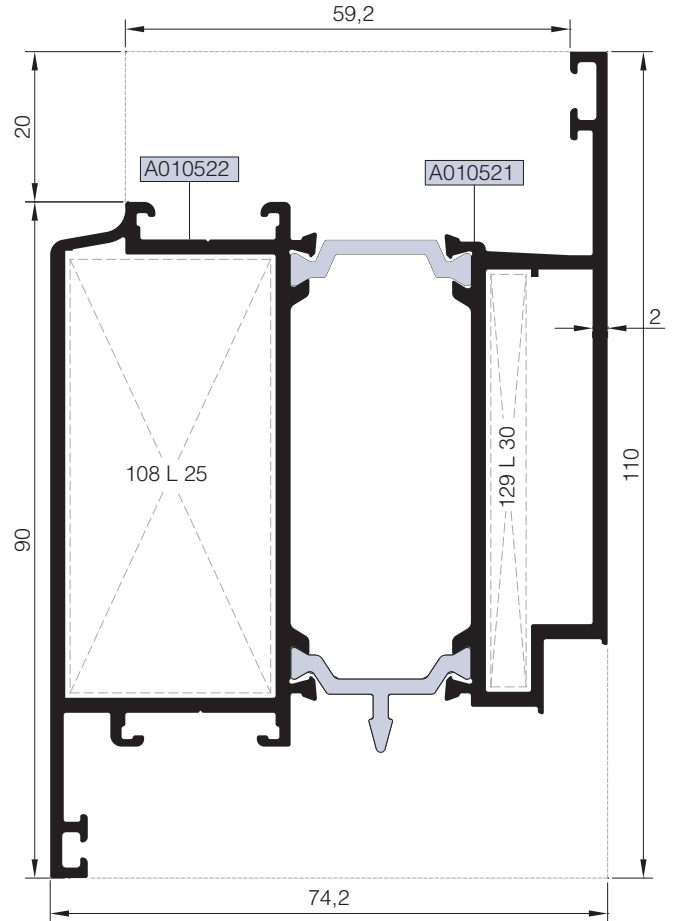
AT64V24



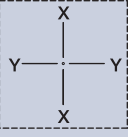
AT64V10



AT64V04

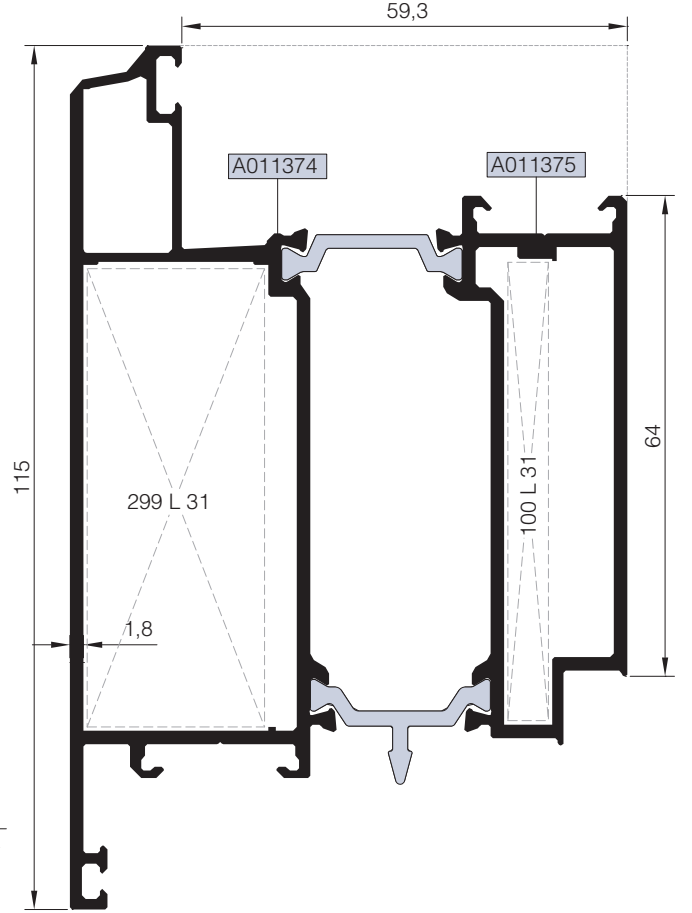


Nr		L m	KESİM ÖLÇÜSÜ CUTTING SIZE	AKS. KODU ACS. CODE
AT64V24	A011770	25 L 52 (A010888)	28,1 mm	126 L 52
	A011771	25 L 03 (A002021)	5,7 mm	129 L 03
AT64V04	A010522	25 L 25 (A010539)	27,7 mm	108 L 25
	A010521	25 L 30 (A010544)	5,7 mm	129 L 30
AT64V10	A010777	25 L 25 (A010539)	27,7 mm	108 L 25
	A010521	25 L 30 (A010544)	5,7 mm	129 L 30

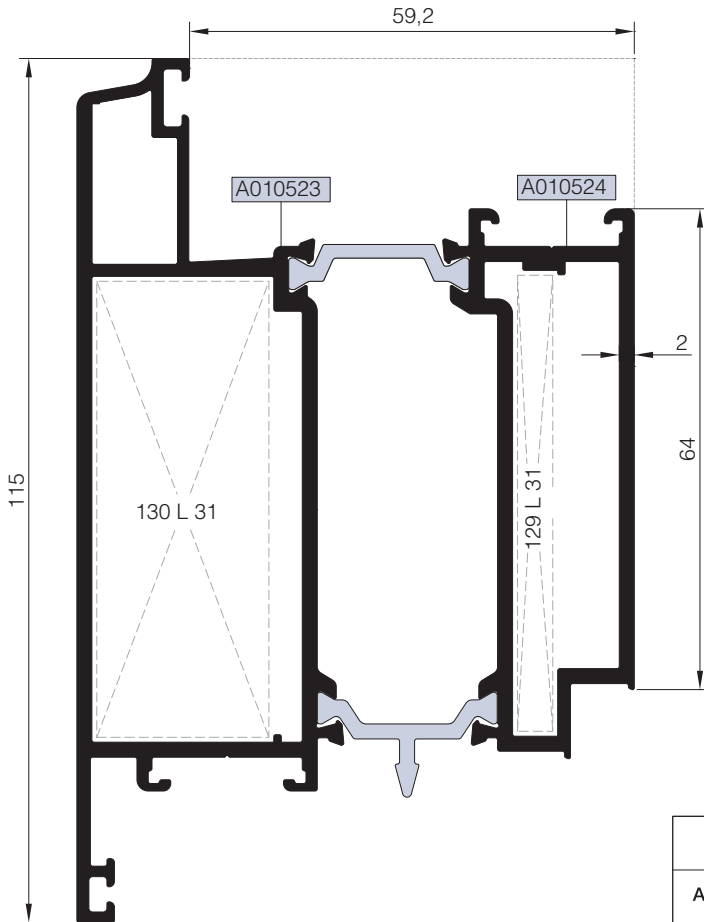
KOD / CODE	AĞIRLIK (kg/m) / WEIGHT	Jxx cm ⁴	Jyy cm ⁴	L m	
AT64V19	2,625	47,828	78,784	6	
AT64V06	2,846	52,060	84,431	6	



- 01
- 02
- 03
- 04
- 05
- 06
- 07
- 08
- 09
- 10
- 11
- 12

AT64V19

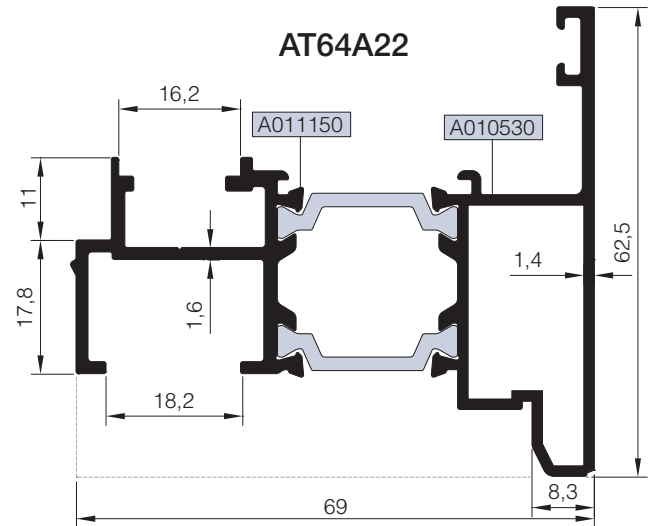
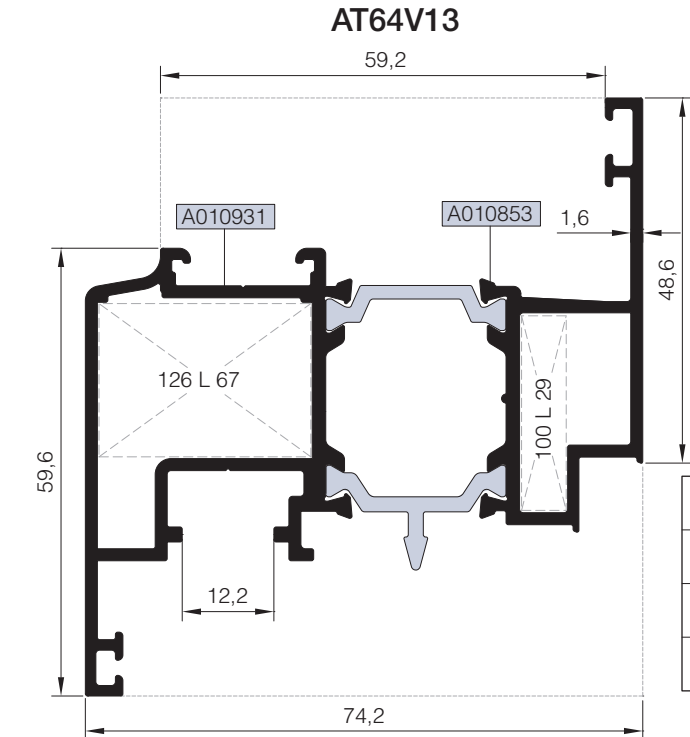
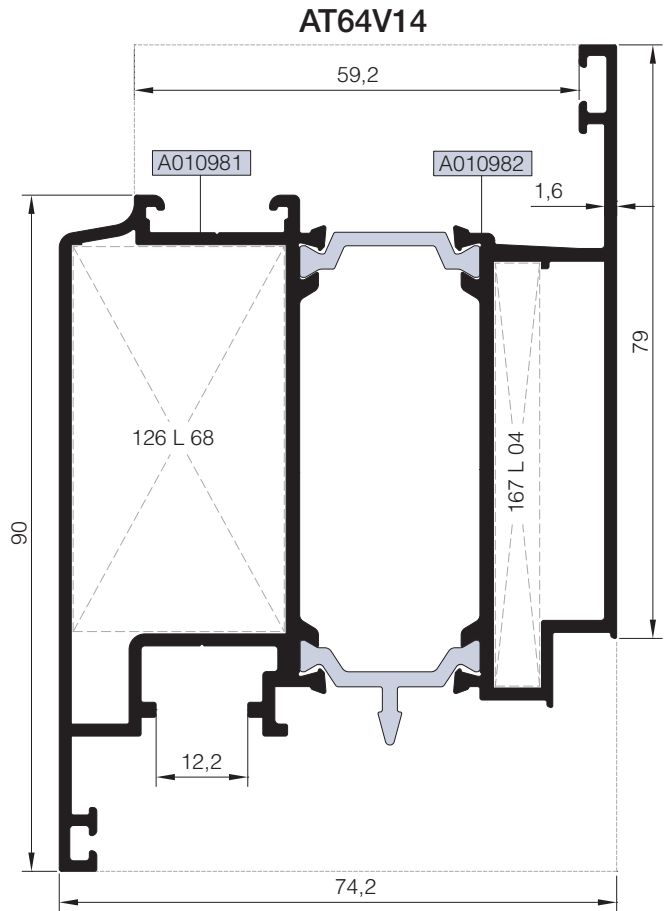
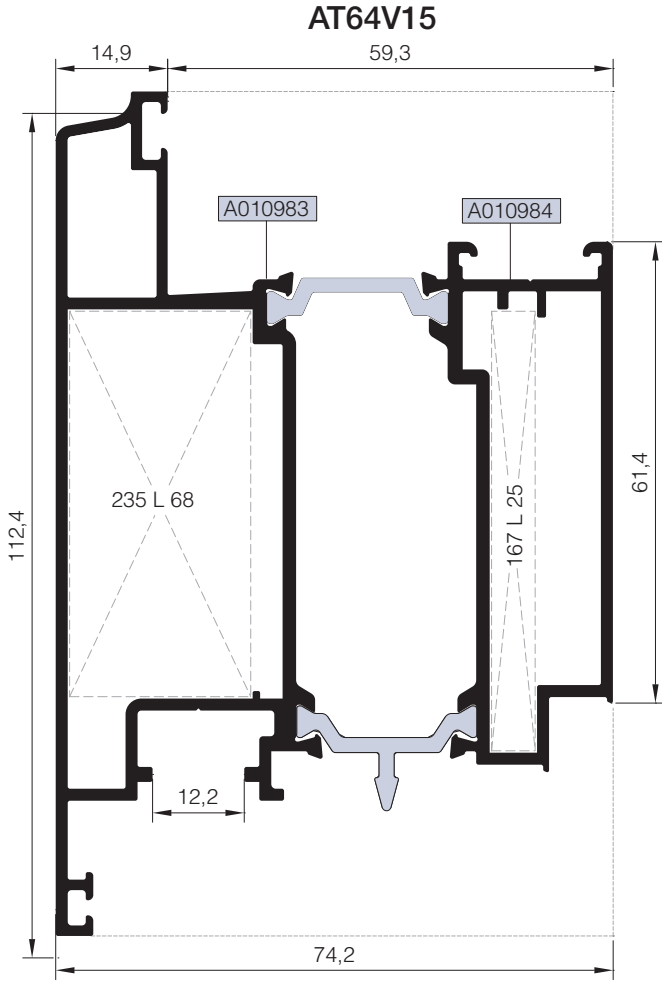


AT64V06



Nr		 L m	KESİM ÖLÇÜSÜ CUTTING SIZE	 AKS. KODU ACS. CODE
AT64V19	A011375	25 L 31 (A010545)	6,0 mm	100 L 31
	A011374	25 L 31 (A010545)	24,2 mm	299 L 31
AT64V06	A010523	25 L 31 (A010545)	23,9 mm	130 L 31
	A010524	25 L 31 (A010545)	5,7 mm	129 L 31

KOD / CODE	AĞIRLIK (kg/m) / WEIGHT	Jxx cm4	Jyy cm4	L m	
AT64V13	1,765	30,000	16,364	6	
AT64V14	2,328	41,495	56,615	6	
AT64V15	2,570	44,277	71,818	6	
AT64A22	1,300	17,918	8,231	6	



Nr		L m	KESİM ÖLÇÜSÜ CUTTING SIZE	AKS. KODU ACS. CODE
AT64V13	A010931	25 L 67 (A011006)	28,1 mm	126 L 67
	A010853	25 L 29 (A010543)	6,0 mm	100 L 29
AT64V14	A010981	25 L 68 (A011005)	28,1 mm	126 L 68
	A010982	25 L 04 (A002211)	5,8 mm	167 L 04
AT64V15	A010984	25 L 25 (A010539)	5,8 mm	167 L 25
	A010983	25 L 68 (A011005)	24,3 mm	235 L 68

01

02

03

04

05

06

07

08

09

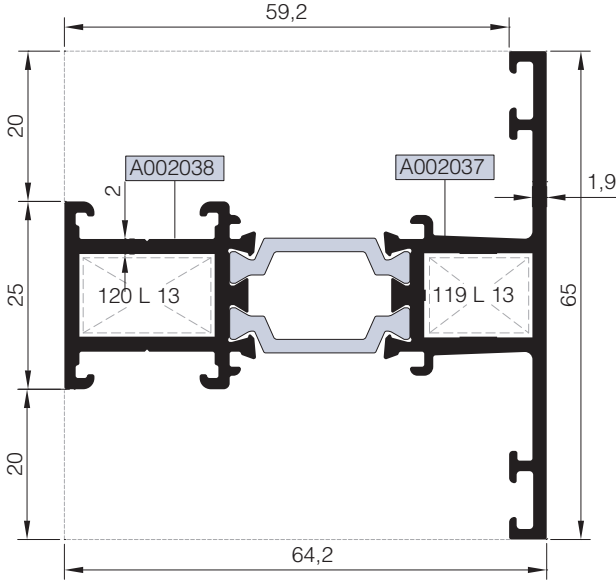
10

11

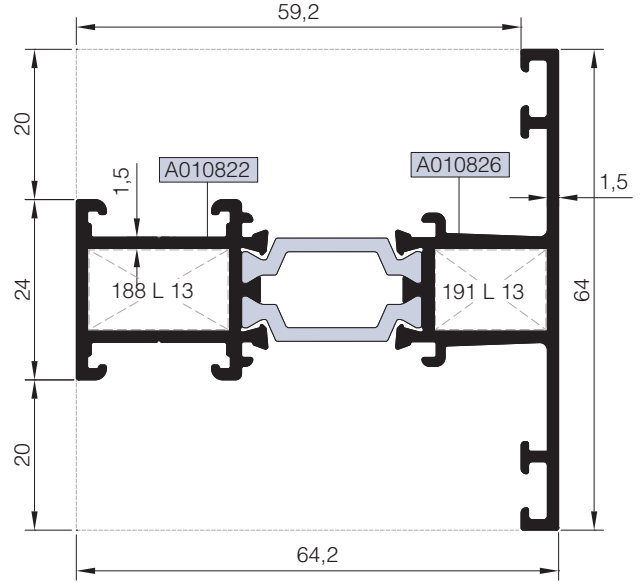
12

KOD / CODE	AĞIRLIK (kg/m) / WEIGHT	Jxx cm ⁴	Jyy cm ⁴	L m	
AT64M01	1,460	19,858	7,759	6	
AT64M12	1,247	16,532	6,573	6	
AT64M09	1,891	26,834	18,387	6	

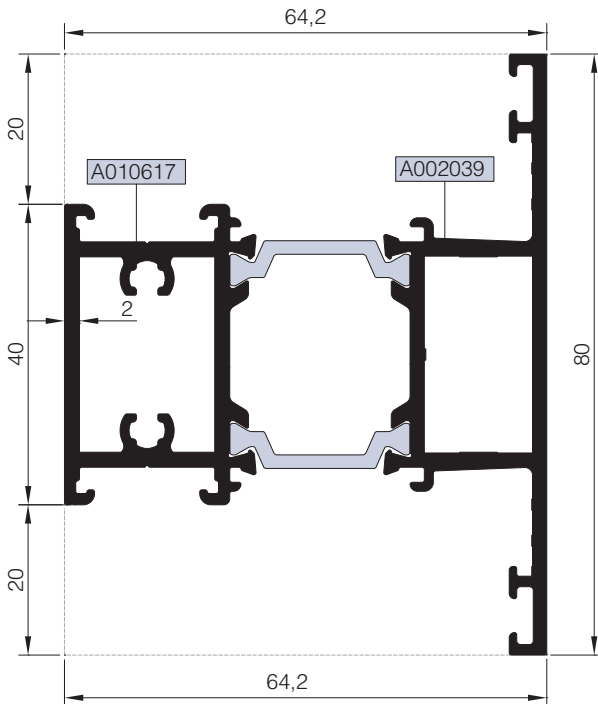
AT64M01



AT64M12



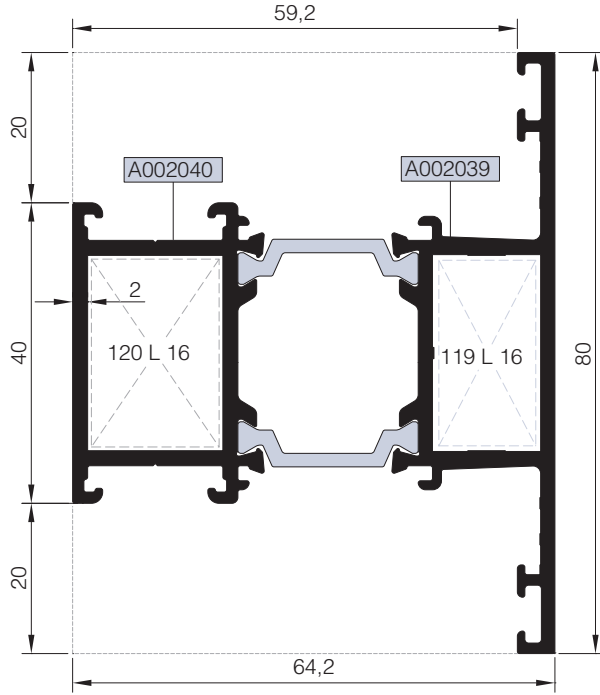
AT64M09



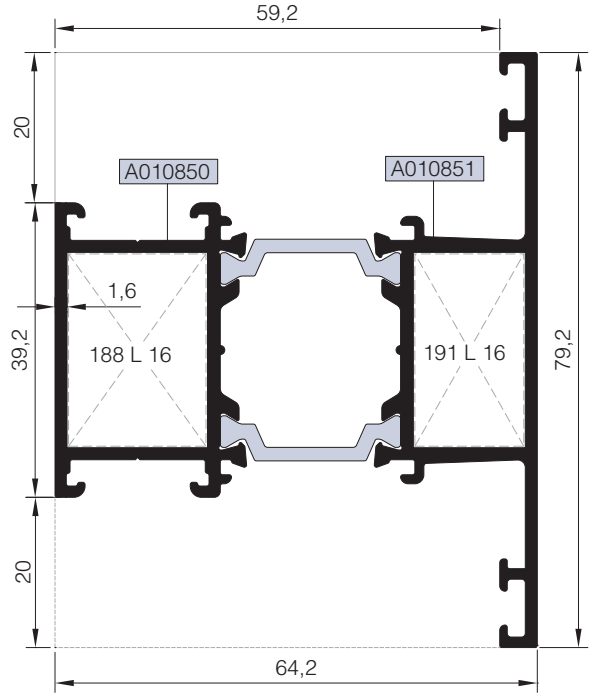
Nr		L m	KESİM ÖLÇÜSÜ CUTTING SIZE	AKS. KODU ACS. CODE
AT64M01 (Kasa ve orta kayıt içinde kullanılırsa)	A002037	25 J 40 (A011871)	10,5 mm	102 J 40
	A002038	25 J 04 (A010567)	10,5 mm	102 J 04
AT64M01 (Dışa açılım kanatlar içinde kullanılırsa)	A002037	25 J 40 (A011871)	10,5 mm	102 J 40
	A002038	25 J 04 (A010567)	10,5 mm	102 J 04
AT64M01 (İçe açılım kanatlar içinde kullanılırsa)	A002037	25 J 40 (A011871)	10,5 mm	102 J 40
	A002038	25 J 04 (A010567)	10,5 mm	102 J 04
AT64M12 (Kasa ve orta kayıt içinde kullanılırsa)	A010822	25 J 40 (A011871)	10,7 mm	103 J 40
	A010826	25 J 04 (A010567)	10,7 mm	103 J 04
Nr		L m	KESİM ÖLÇÜSÜ CUTTING SIZE	AKS. KODU ACS. CODE
AT64M01	A002037	25 L 13 (A002058)	13,9 mm	119 L 13
	A002038	25 L 13 (A002058)	17,7 mm	120 L 13
AT64M12	A010822	25 L 13 (A002058)	18,4 mm	188 L 13
	A010826	25 L 13 (A002058)	14,7 mm	191 L 13

KOD / CODE	AĞIRLIK (kg/m) / WEIGHT	Jxx cm ⁴	Jyy cm ⁴	L m	
AT64M02	1,797	25,170	17,981	6	
AT64M03	2,255	32,456	43,010	6	
AT64M13	1,596	21,704	15,833	6	

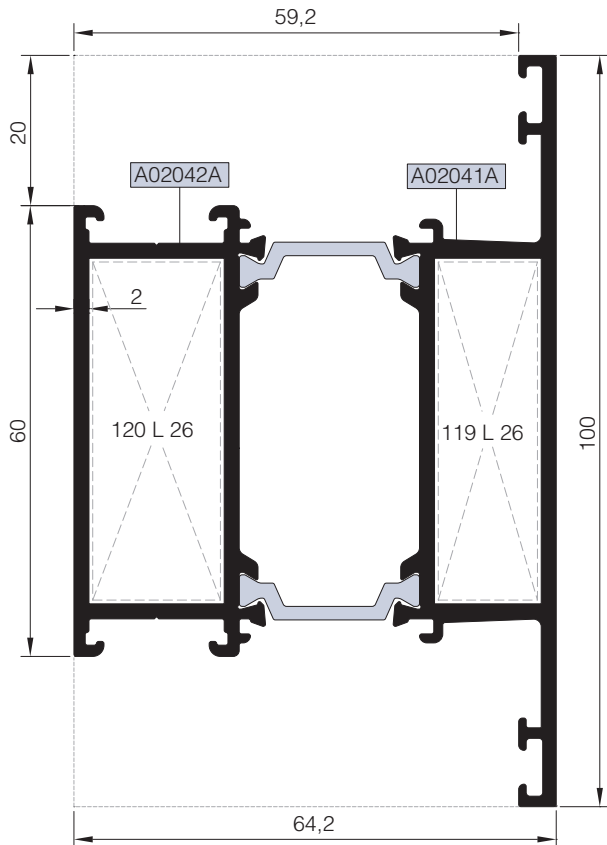
AT64M02



AT64M13



AT64M03

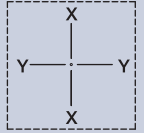


Nr	L m	KESİM ÖLÇÜSÜ CUTTING SIZE	AKS. KODU ACS. CODE	
AT64M02 (Kasa ve orta kayıt içinde kullanılır)	A002039	25 J 40 (A011871)	25,5 mm	135 J 40
	A002040	25 J 04 (A010567)	25,5 mm	135 J 04
AT64M02 (Dişli açılım kanatlar içinde kullanılır)	A002039	25 J 40 (A011871)	25,5 mm	135 J 40
	A002040	25 J 04 (A010567)	25,5 mm	135 J 04
AT64M02 (İçe açılım kanatlar içinde kullanılır)	A002039	25 J 40 (A011871)	25,5 mm	135 J 40
	A002040	25 J 04 (A010567)	25,5 mm	135 J 04
AT64M03 (Kasa ve orta kayıt içinde kullanılır)	A02041A	25 J 40 (A011871)	45,5 mm	136 J 40
	A02042A	25 J 04 (A010567)	45,5 mm	136 J 04
AT64M03 (Dişli açılım kanatlar içinde kullanılır)	A02041A	25 J 40 (A011871)	45,5 mm	136 J 40
	A02042A	25 J 04 (A010567)	45,5 mm	136 J 04
AT64M03 (İçe açılım kanatlar içinde kullanılır)	A02041A	25 J 40 (A011871)	45,5 mm	136 J 40
	A02042A	25 J 04 (A010567)	45,5 mm	136 J 04
AT64M13 (Kasa ve orta kayıt içinde kullanılır)	A010851	25 J 40 (A011871)	25,5 mm	135 J 40
	A010850	25 J 04 (A010567)	25,5 mm	135 J 04
AT64M13 (İçe açılım kanatlar içinde kullanılır)	A010851	25 J 40 (A011871)	25,5 mm	135 J 40
	A010850	25 J 04 (A010567)	25,5 mm	135 J 04
Nr	L m	KESİM ÖLÇÜSÜ CUTTING SIZE	AKS. KODU ACS. CODE	
AT64M02	A002039	25 L 16 (A002061)	13,9 mm	119 L 16
	A002040	25 L 16 (A002061)	17,7 mm	120 L 16
AT64M03	A02041A	25 L 26 (A010540)	13,9 mm	119 L 26
	A02042A	25 L 26 (A010540)	17,7 mm	120 L 26
AT64M13	A010850	25 L 16 (A002061)	18,4 mm	188 L 16
	A010851	25 L 16 (A002061)	14,7 mm	191 L 16

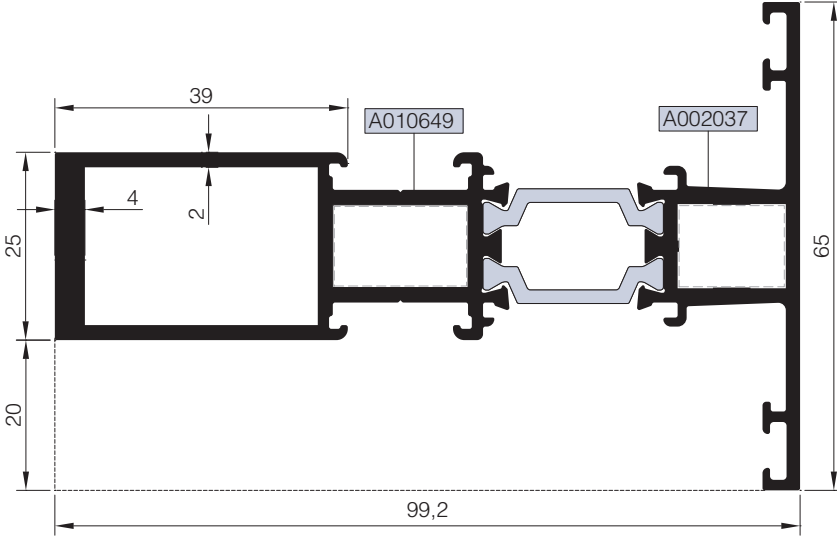
ORTA KAYIT PROFİLLERİ
MULLION PROFILES

RWT64

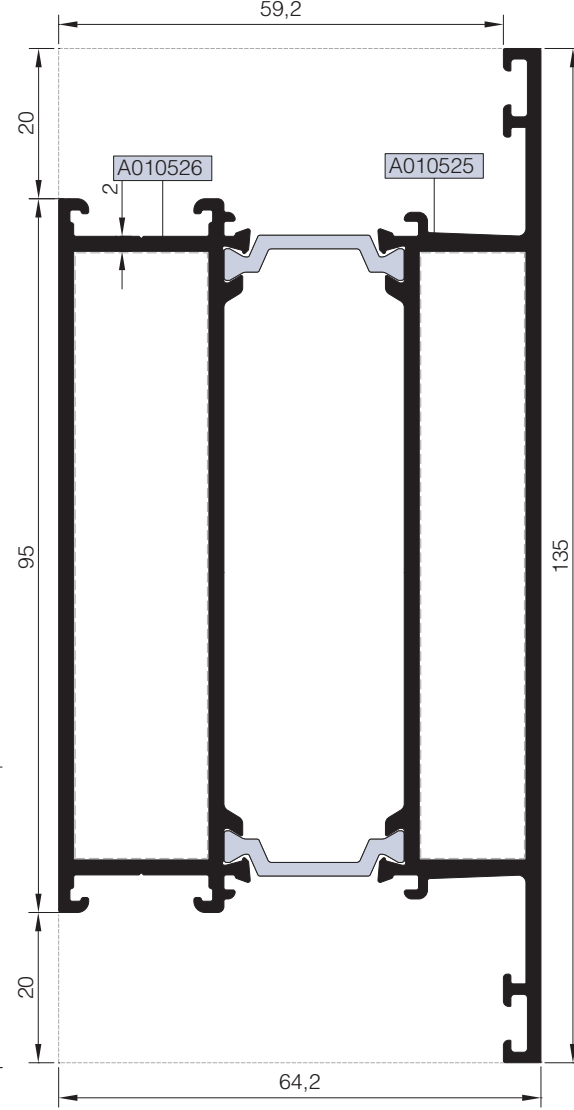
KOD / CODE	AĞIRLIK (kg/m) / WEIGHT	Jxx cm ⁴	Jyy cm ⁴	L m
AT64M04	3,012	44,578	126,088	6
AT64M10	2,067	65,118	9,925	6
AT64M33	2,615	88,613	31,409	6



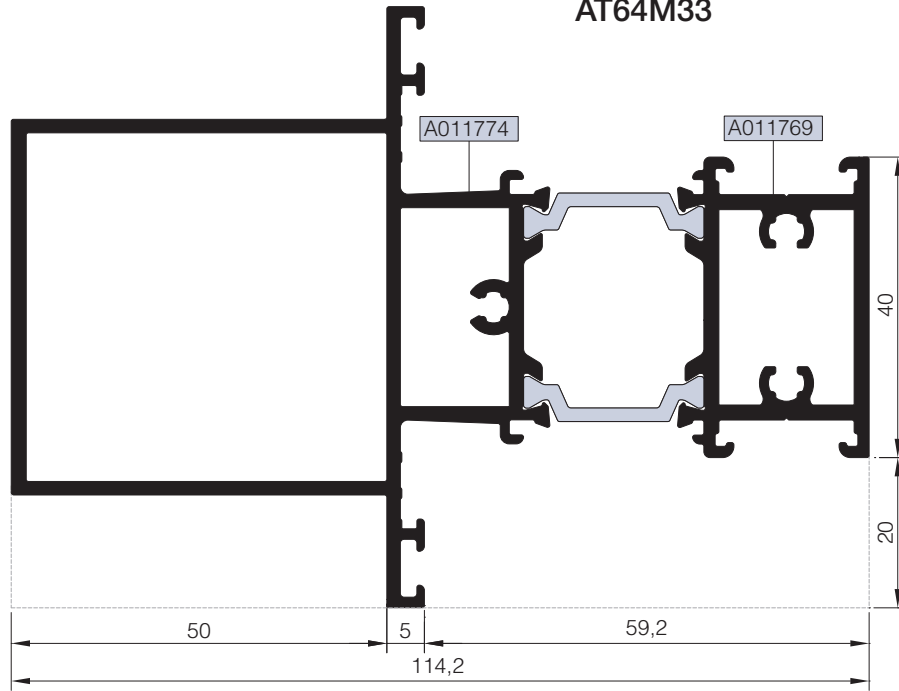
AT64M10



AT64M04



AT64M33

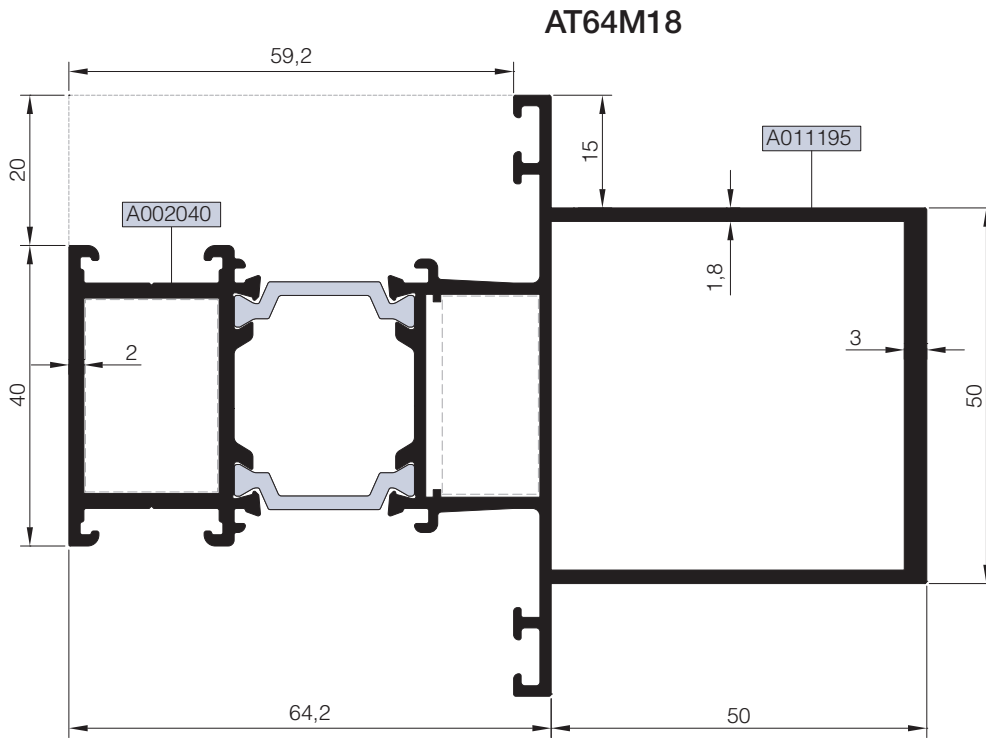
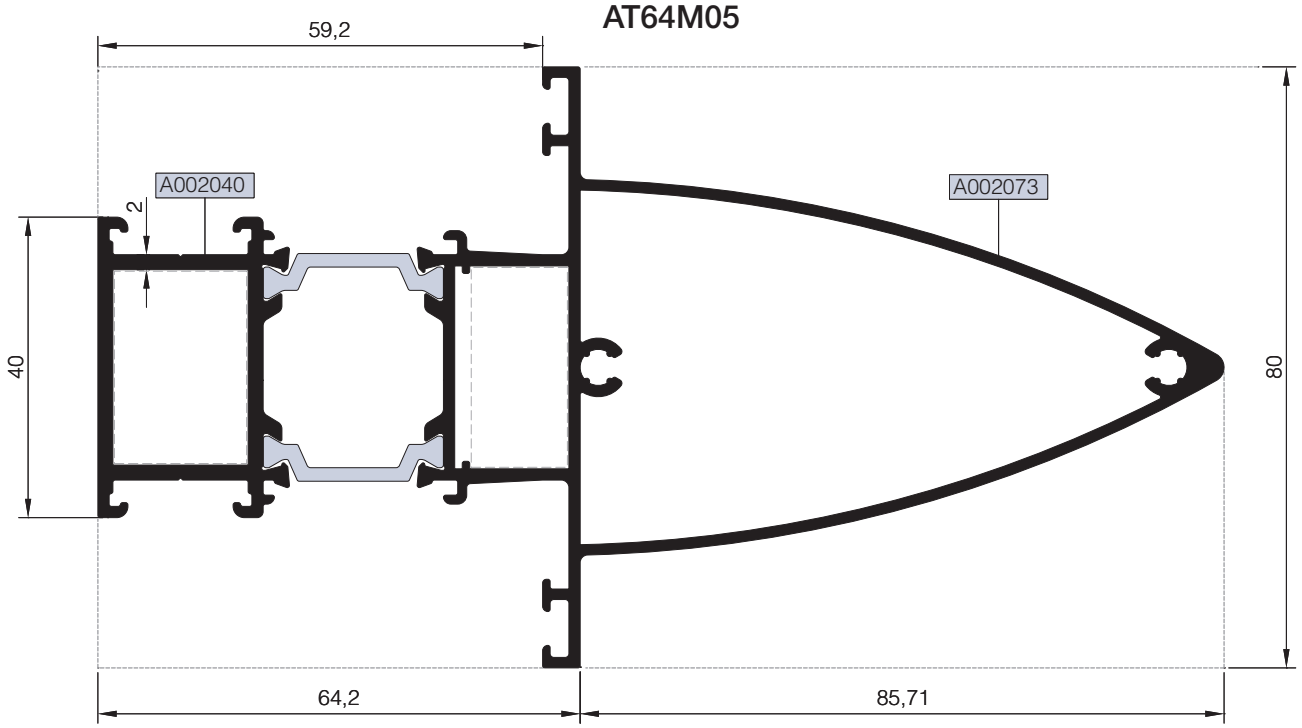


Nr		L m	KESİM ÖLÇÜSÜ CUTTING SIZE	AKS. KODU ACS. CODE
AT64M04 (Kasa ve orta kayıt içinde kullanırsa)	A010525	25 J 40 (A011871)	80,5 mm	137 J 40
	A010526	25 J 04 (A010567)	80,5 mm	137 J 04
AT64M04 (Diğer açılım kanatlar içinde kullanırsa)	A010525	25 J 40 (A011871)	80,5 mm	137 J 40
	A010526	25 J 04 (A010567)	80,5 mm	137 J 04
AT64M04 (İçe açılım kanatlar içinde kullanırsa)	A010525	25 J 40 (A011871)	80,5 mm	137 J 40
	A010526	25 J 04 (A010567)	80,5 mm	137 J 04
AT64M10 (Kasa ve orta kayıt içinde kullanırsa)	A002037	25 J 40 (A011871)	10,5 mm	102 J 40
	A010649	25 J 04 (A010567)	10,5 mm	102 J 04

TAKVİYELİ ORTA KAYIT PROFİLLERİ
MULLION PROFILES

RWT64

KOD / CODE	AĞIRLIK (kg/m) / WEIGHT	Jxx cm ⁴	Jyy cm ⁴	L m	
AT64M05	2,461	117,888	24,140	6	
AT64M18	2,523	92,687	29,330	6	



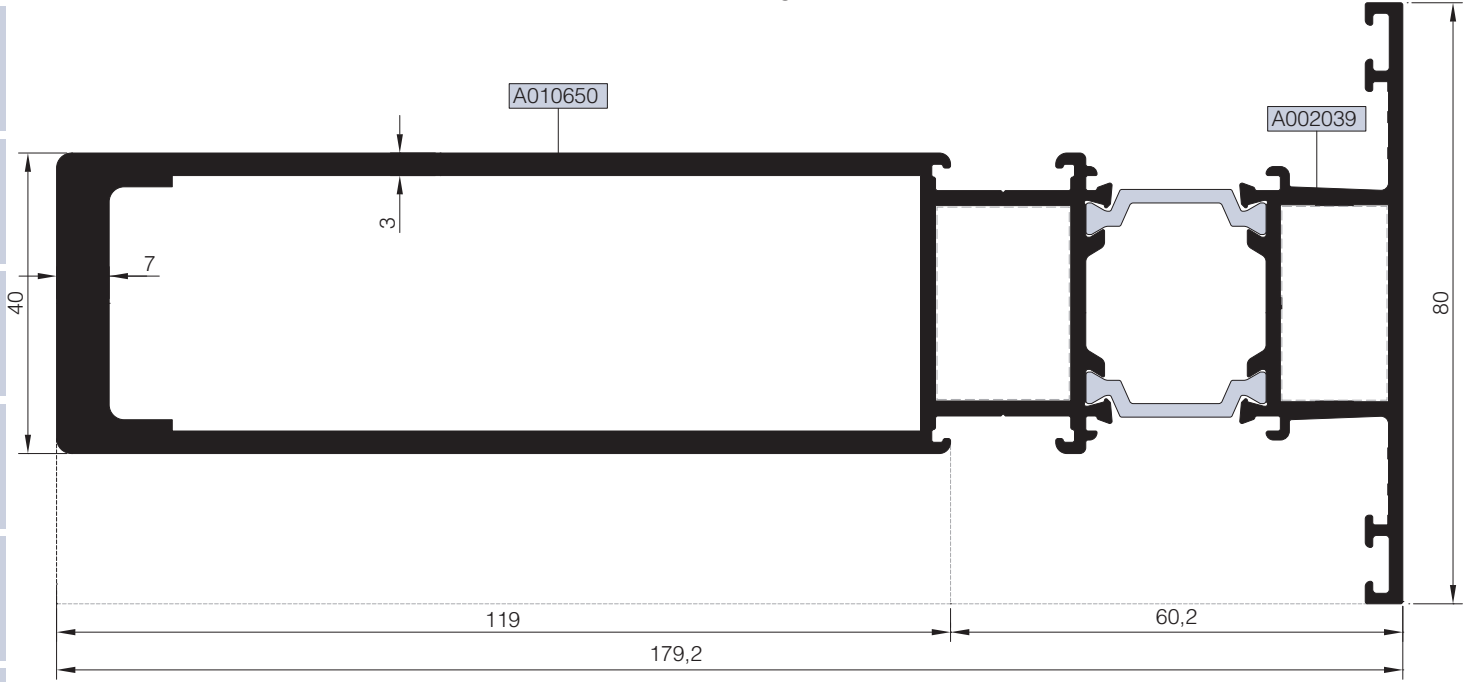
Nr		L m	KESİM ÖLÇÜSÜ CUTTING SIZE	AKS. KODU ACS. CODE
AT64M05 (Kasa ve orta kayıt içinde kullanılırsa)	A002073	25 J 40 (A011871)	25,5 mm	135 J 40
	A002040	25 J 04 (A010567)	25,5 mm	135 J 04
AT64M18 (Kasa ve orta kayıt içinde kullanılırsa)	A011195	25 J 40 (A011871)	25,5 mm	135 J 40
	A002040	25 J 04 (A010567)	25,5 mm	135 J 04

TAKVİYELİ ORTA KAYIT PROFİLLERİ
MULLION PROFILES

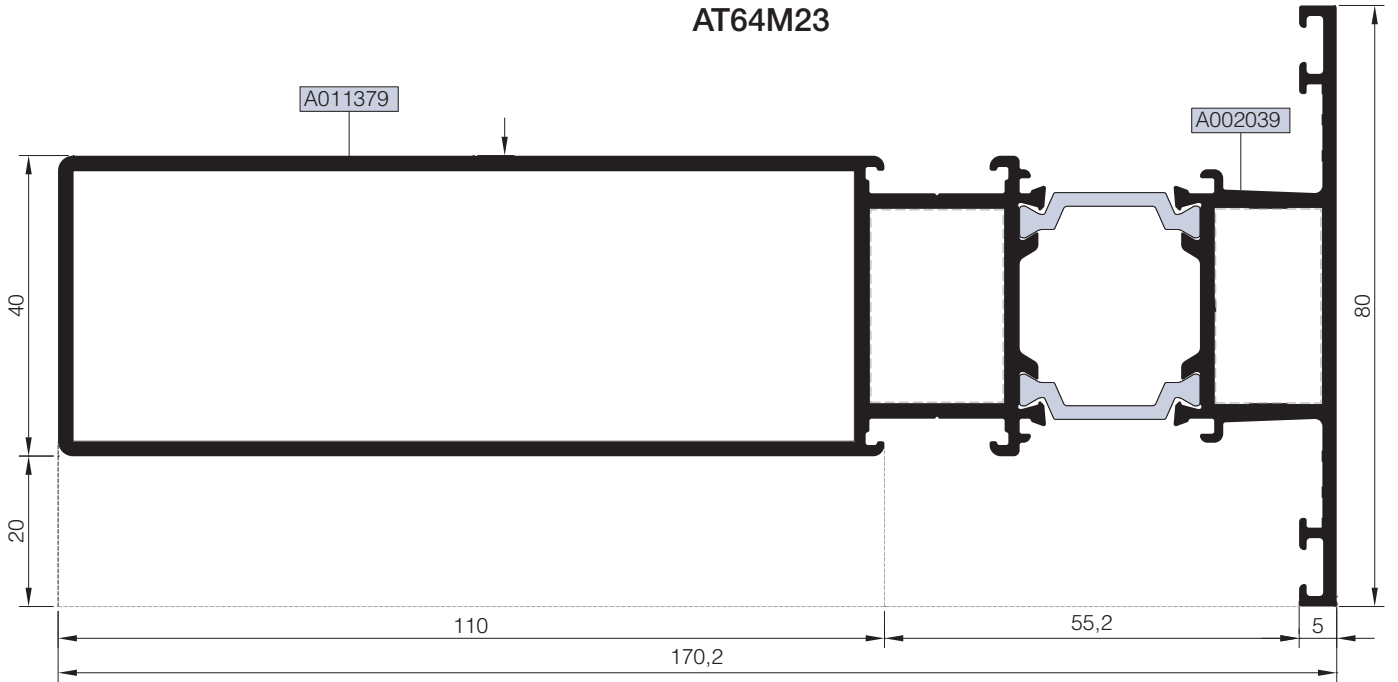
RWT64



KOD / CODE	AĞIRLIK (kg/m) / WEIGHT	Jxx cm ⁴	Jyy cm ⁴	L m	
AT64M11	4,380	455,957	44,590	6	
AT64M23	3,136	261,231	33,986	6	

AT64M11



AT64M23



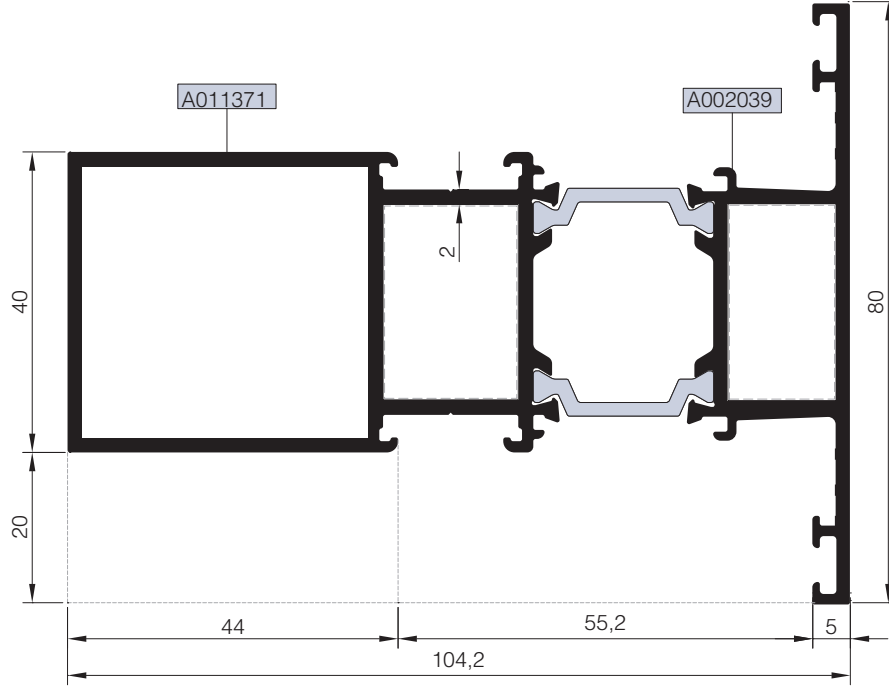
Nr		 L m	KESİM ÖLÇÜSÜ CUTTING SIZE	 AKS. KODU ACS. CODE
AT64M11 (Kasa ve orta kayıt içinde kullanılır)	A002039	25 J 40 (A011871)	25,5 mm	135 J 40
	A010650	25 J 04 (A010567)	25,5 mm	135 J 04
AT64M23 (Kasa ve orta kayıt içinde kullanılır)	A011379	25 J 40 (A011871)	25,5 mm	135 J 04
	A002039	25 J 40 (A011871)	25,5 mm	135 J 40

TAKVİYELİ ORTA KAYIT PROFİLLERİ
MULLION PROFILES

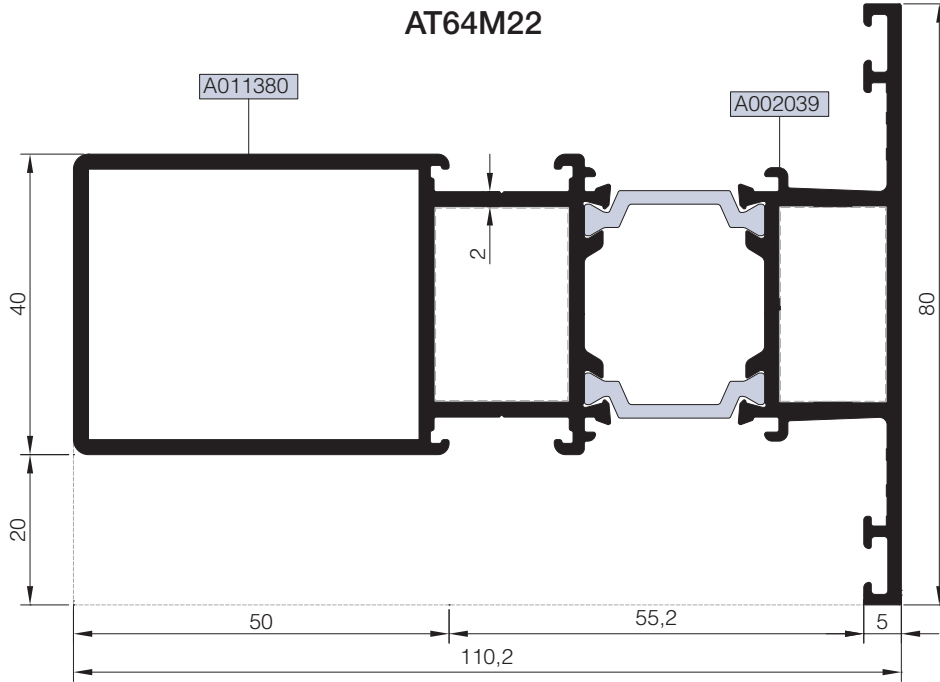
RWT64

KOD / CODE	AĞIRLIK (kg/m) / WEIGHT	Jxx cm4	Jyy cm4	L m	
AT64M20	2,425	77,837	24,511	6	
AT64M22	2,486	88,072	25,314	6	

AT64M20



AT64M22



Nr		L m	KESİM ÖLÇÜSÜ CUTTING SIZE	AKS. KODU ACS. CODE
AT64M20 (Kasa ve orta kayıt içinde kullanılırsa)	A011371	25 J 04 (A010567)	25,5 mm	135 J 04
	A002039	25 J 40 (A011871)	25,5 mm	135 J 40
AT64M22 (Kasa ve orta kayıt içinde kullanılırsa)	A011380	25 J 04 (A010567)	25,5 mm	135 J 04
	A002039	25 J 40 (A011871)	25,5 mm	135 J 40

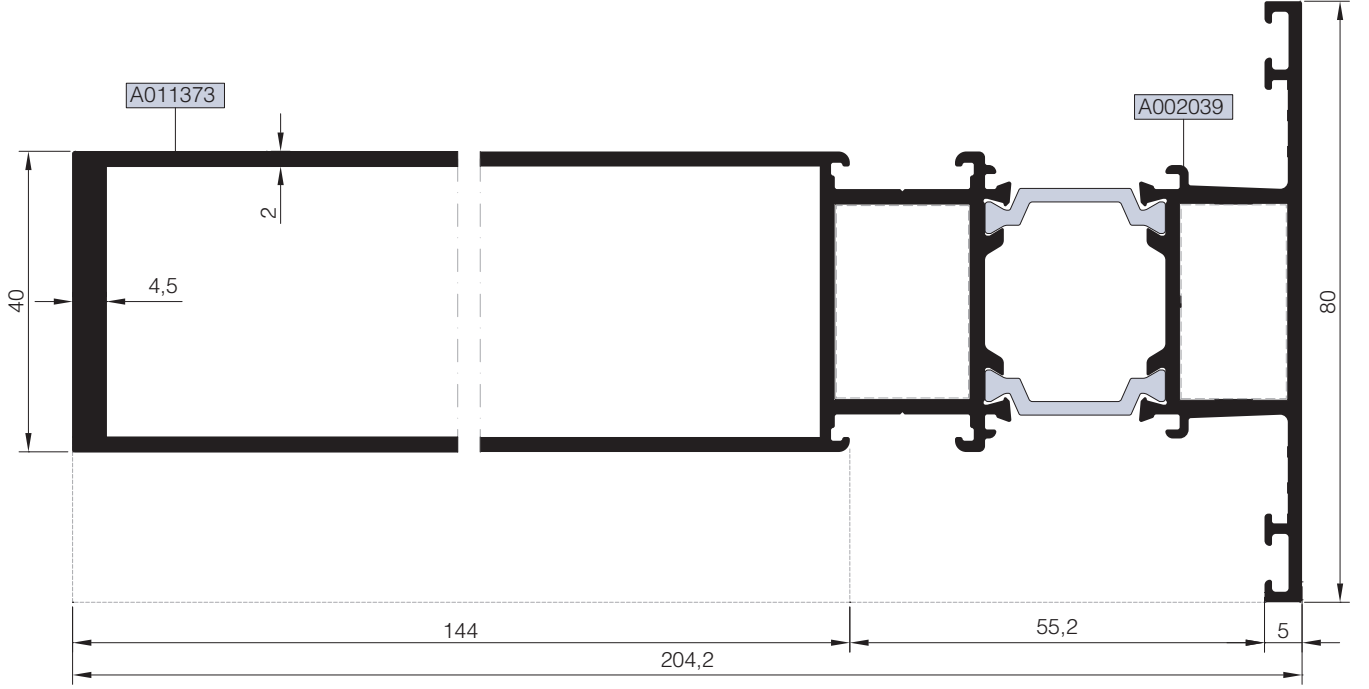
- 01
- 02
- 03
- 04
- 05
- 06
- 07
- 08
- 09
- 10
- 11
- 12

TAKVİYELİ ORTA KAYIT PROFİLLERİ
MULLION PROFILES

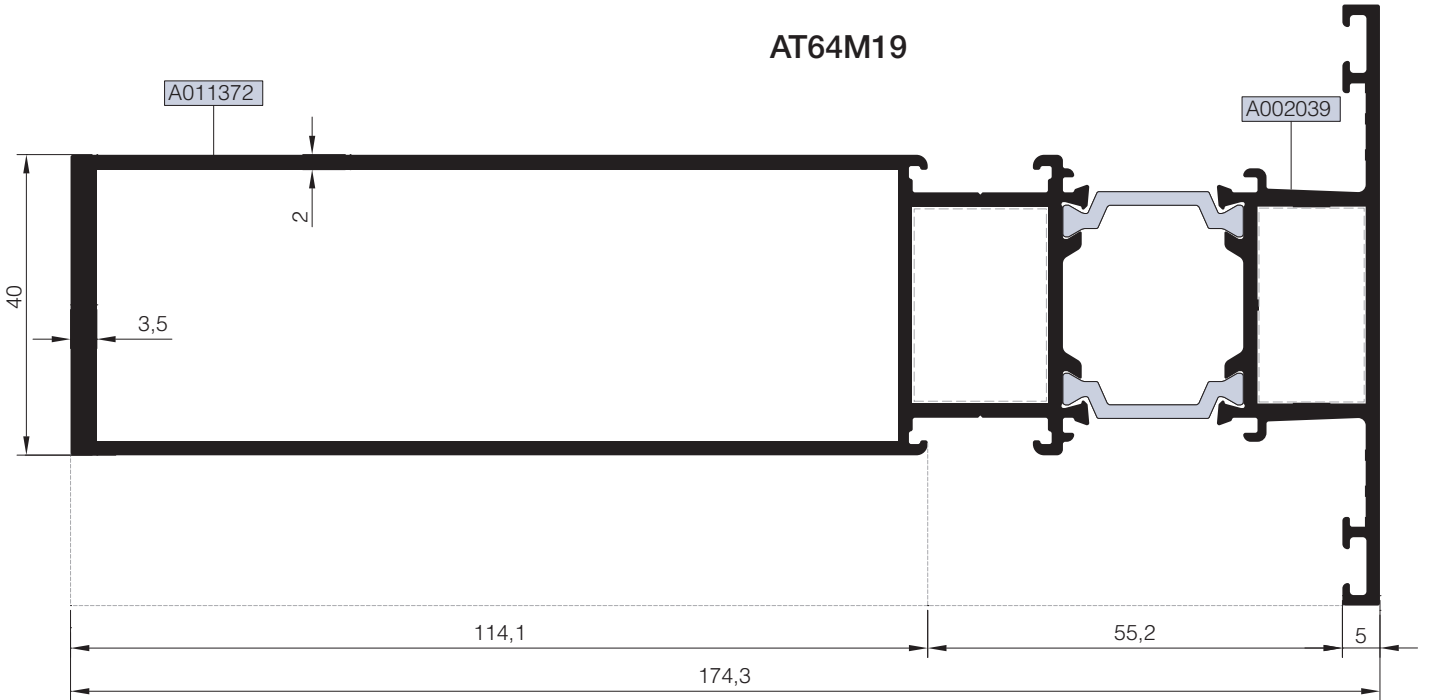
RWT64



KOD / CODE	AĞIRLIK (kg/m) / WEIGHT	Jxx cm ⁴	Jyy cm ⁴	L m	
AT64M21	3,753	507,286	39,936	6	
AT64M19	3,332	316,760	38,060	6	

AT64M21



AT64M19

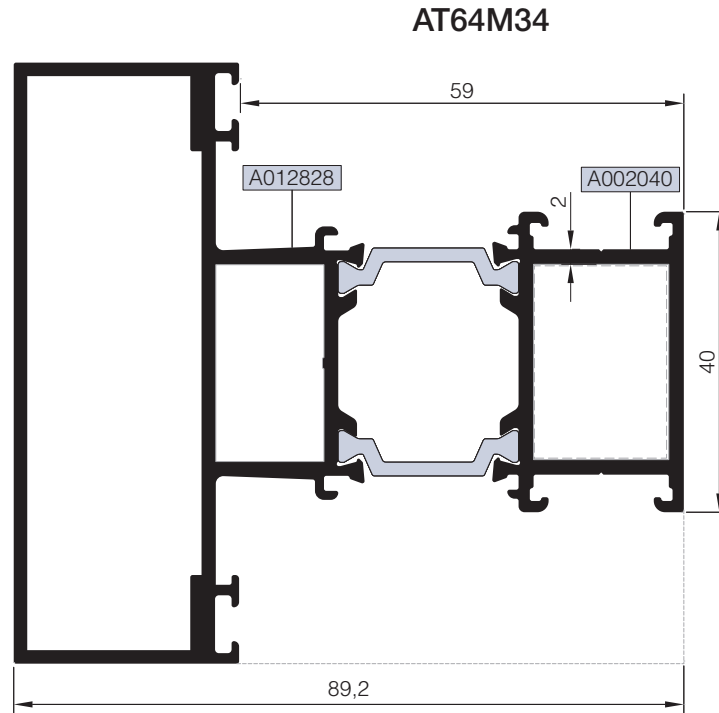
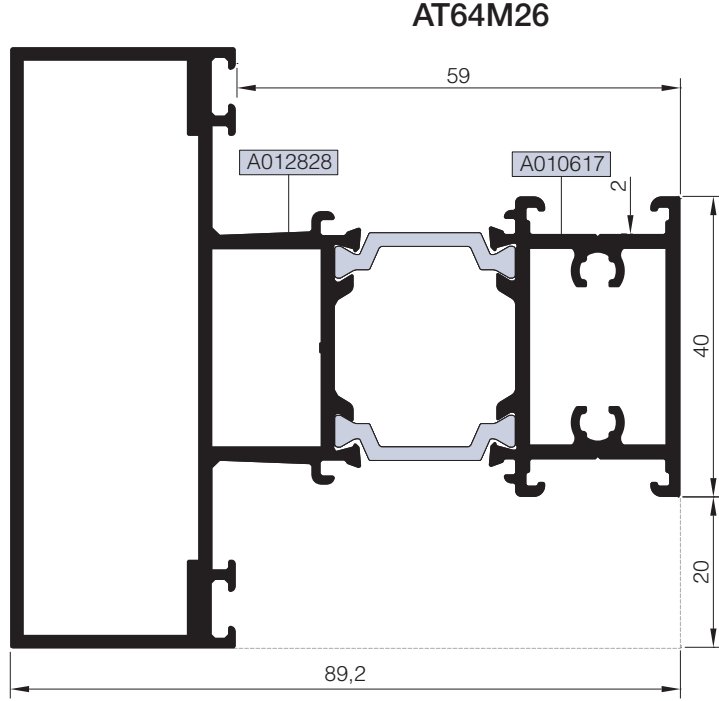
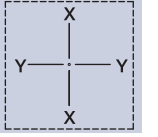


Nr		 L m	KESİM ÖLÇÜSÜ CUTTING SIZE	 AKS. KODU ACS. CODE
AT64M21 (Kasa ve orta kayıt içinde kullanırsa)	A011373	25 J 04 (A010567)	25,5 mm	135 J 04
	A002039	25 J 40 (A011871)	25,5 mm	135 J 40
AT64M19 (Kasa ve orta kayıt içinde kullanırsa)	A011372	25 J 04 (A010567)	25,5 mm	135 J 04
	A002039	25 J 40 (A011871)	25,5 mm	135 J 40

TAKVİYELİ ORTA KAYIT PROFİLLERİ
MULLION PROFILES

RWT64

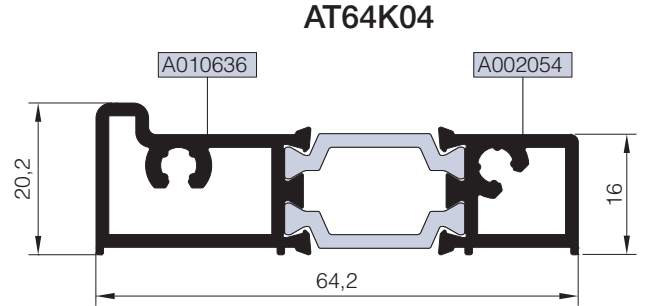
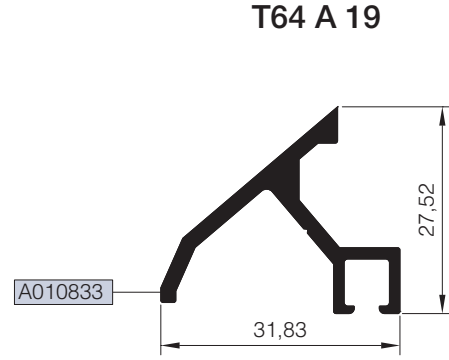
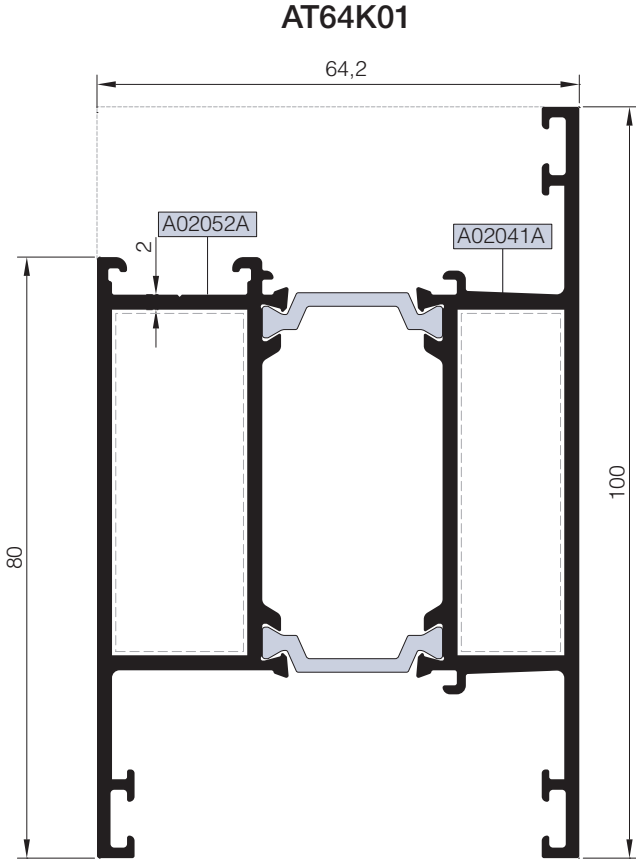
KOD / CODE	AĞIRLIK (kg/m) / WEIGHT	Jxx cm ⁴	Jyy cm ⁴	L m
AT64M26	2,583	59,729	43,395	6
AT64M34	2,489	53,670	41,502	6



Nr		L m	KESİM ÖLÇÜSÜ CUTTING SIZE	AKS, KODU ACS. CODE
AT64M26 (Kasa ve orta kayıt içinde kullanılır)	A010617	-----	-----	-----
	A012828	25 J 40 (A011871)	25,5 mm	135 J 40
AT64M34 (Kasa ve orta kayıt içinde kullanılır)	A002040	25 J 04 (A010567)	25,5 mm	135 J 04
	A012828	25 J 40 (A011871)	25,5 mm	135 J 40

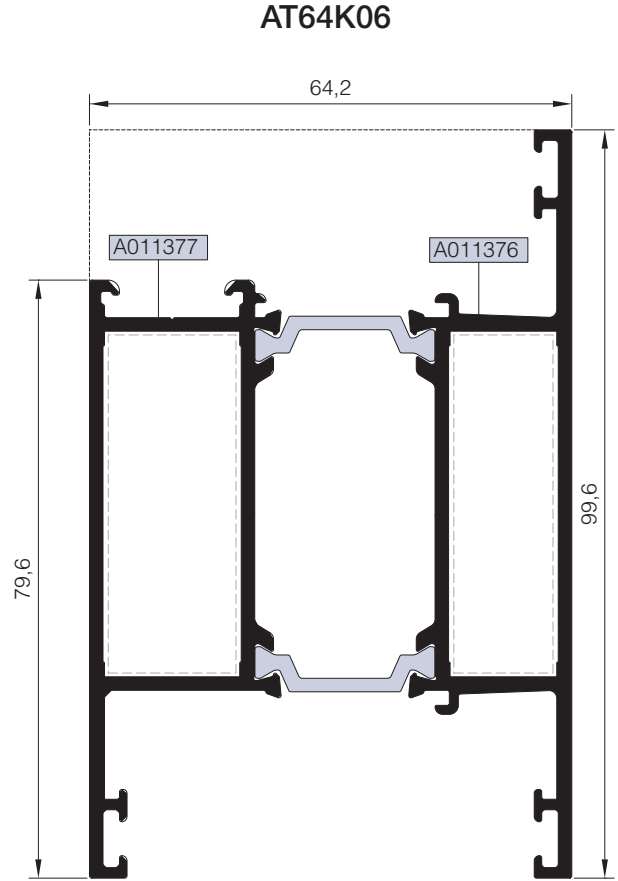
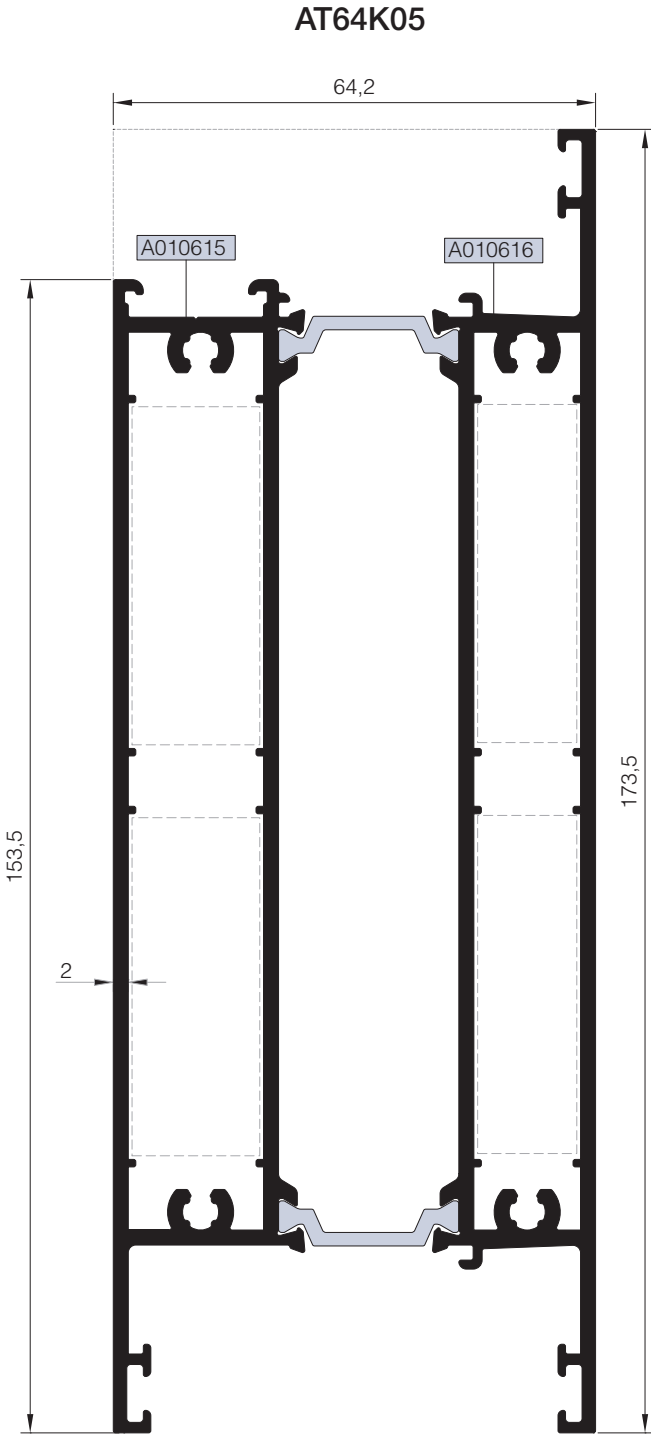
- 01
- 02
- 03
- 04
- 05
- 06
- 07
- 08
- 09
- 10
- 11
- 12

KOD / CODE	AĞIRLIK (kg/m) / WEIGHT	Jxx cm ⁴	Jyy cm ⁴	L m	
AT64K01	2,351	36,462	50,167	6	
AT64K04	1,099	---	---	6	
T64 A 19	0,381	---	---	6	



Nr		L m	KESİM ÖLÇÜSÜ CUTTING SIZE	AKS. KODU ACS. CODE
AT64K01 (Kasa ve orta kayıt içinde kullanılırsa)	A02041A	25 J 40 (A011871)	45,5 mm	136 J 40
	A02052A	25 J 04 (A010567)	45,5 mm	136 J 04
AT64K01 (Dışa açılm kanatlar içinde kullanılırsa)	A02041A	25 J 40 (A011871)	45,5 mm	136 J 40
	A02052A	25 J 04 (A010567)	45,5 mm	136 J 04
AT64K01 (İçe açılm kanatlar içinde kullanılırsa)	A02041A	25 J 40 (A011871)	45,5 mm	136 J 40
	A02052A	25 J 04 (A010567)	45,5 mm	136 J 04

KOD / CODE	AĞIRLIK (kg/m) / WEIGHT	Jxx cm4	Jyy cm4	L m	
AT64K05	4,259	65,886	351,835	6	
AT64K06	2,216	34,421	47,998	6	

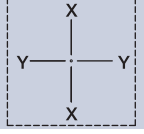


Nr		L m	KESİM ÖLÇÜSÜ CUTTING SIZE	AKS. KODU ACS. CODE
AT64K05 (Kasa ve orta kayıt içinde kullanılır)	A010616	25 J 40 (A011871)	45,5 mm	136 J 40
	A010615	25 J 04 (A010567)	45,5 mm	136 J 04
AT64K05 (Dışa açılım kanatlar içinde kullanılır)	A010616	25 J 40 (A011871)	45,5 mm	136 J 40
	A010615	25 J 04 (A010567)	45,5 mm	136 J 04
AT64K05 (İçe açılım kanatlar içinde kullanılır)	A010616	25 J 40 (A011871)	45,5 mm	136 J 40
	A010615	25 J 04 (A010567)	45,5 mm	136 J 04
AT64K06 (Kasa ve orta kayıt içinde kullanılır)	A011377	25 J 40 (A011871)	45,5 mm	136 J 40
	A011376	25 J 04 (A010567)	45,5 mm	136 J 04
AT64K06 (Dışa açılım kanatlar içinde kullanılır)	A011377	25 J 40 (A011871)	45,5 mm	136 J 40
	A011376	25 J 04 (A010567)	45,5 mm	136 J 04
AT64K06 (İçe açılım kanatlar içinde kullanılır)	A011377	25 J 40 (A011871)	45,5 mm	136 J 40
	A011376	25 J 04 (A010567)	45,5 mm	136 J 04

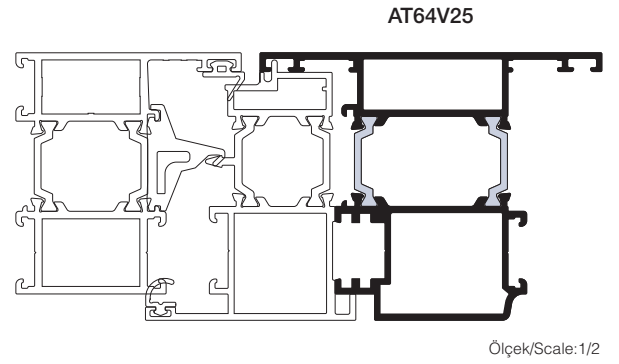
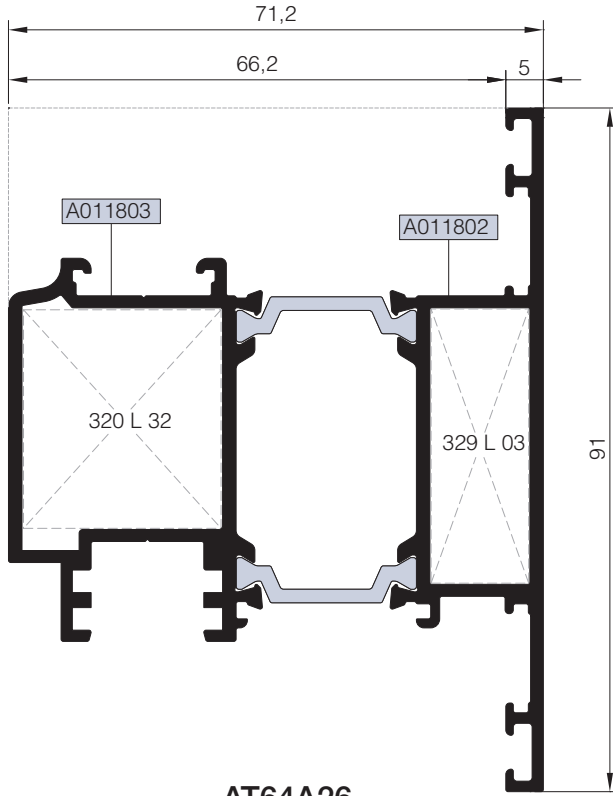
PİVOT KANAT VE ADAPTÖRLERİ
VENT & ADAPTER PROFILES FOR PIVOT

RWT64

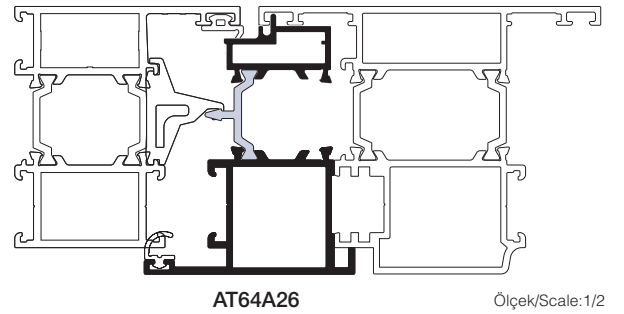
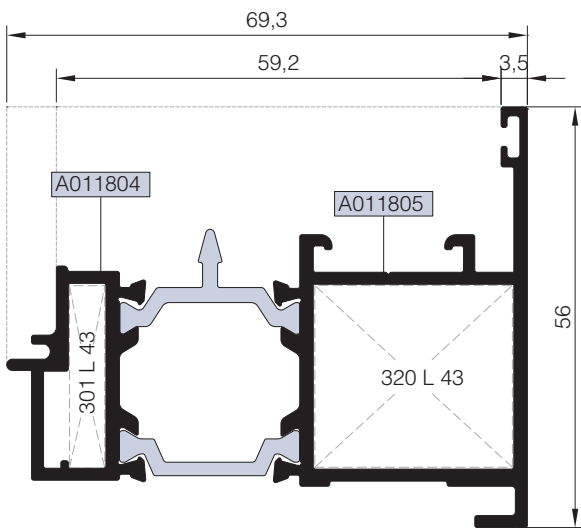
KOD / CODE	AĞIRLIK (kg/m) / WEIGHT	Jxx cm ⁴	Jyy cm ⁴	L m
AT64V25	1,985	27,259	32,267	6
AT64A26	1,448	----	----	6



AT64V25

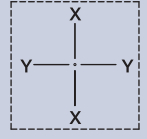


AT64A26

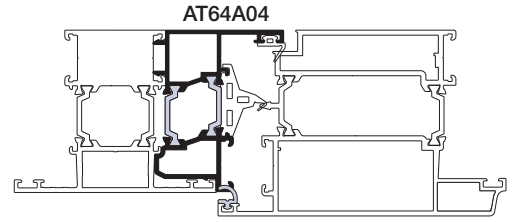
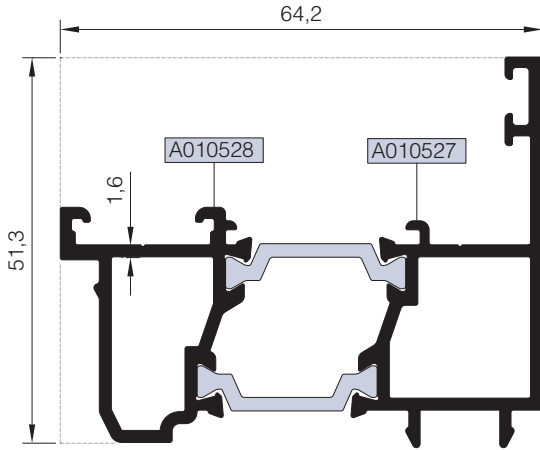


Nr		L m	KESİM ÖLÇÜSÜ CUTTING SIZE	AKS. KODU ACS. CODE
AT64V25	A011803	25 L 32 (A002430)	26,3 mm	320 L 32
	A011802	25 L 03 (A002021)	13,0 mm	329 L 03
AT64A26	A011804	25 L 43 (A010785)	4,7 mm	301 L 43
	A011805	25 L 43 (A010785)	26,3 mm	320 L 43

KOD / CODE	AĞIRLIK (kg/m) / WEIGHT	Jxx cm ⁴	Jyy cm ⁴	L m
AT64A04	1,269	----	----	6
AT64A20	1,308	----	----	6
T55 A 12	0,205	----	----	6
T55 A 13	0,220	----	----	6

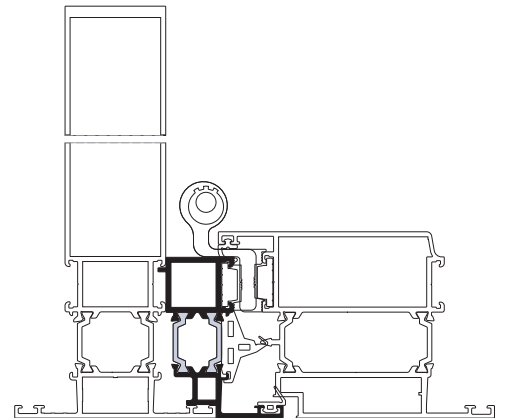
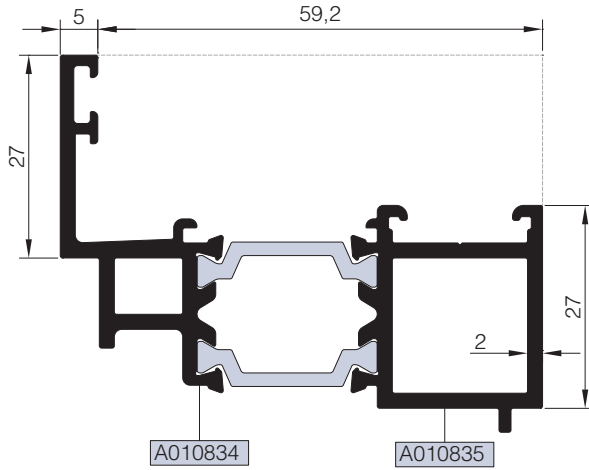


AT64A04



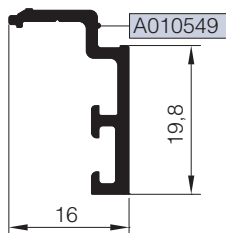
Ölçek/Scale: 1/3

AT64A20

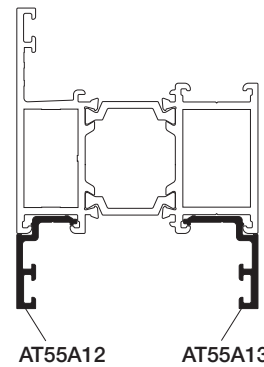
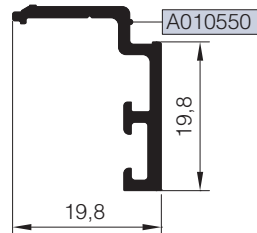


Ölçek/Scale: 1/3

T55 A 12



T55 A 13



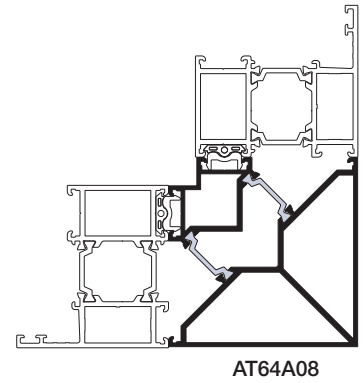
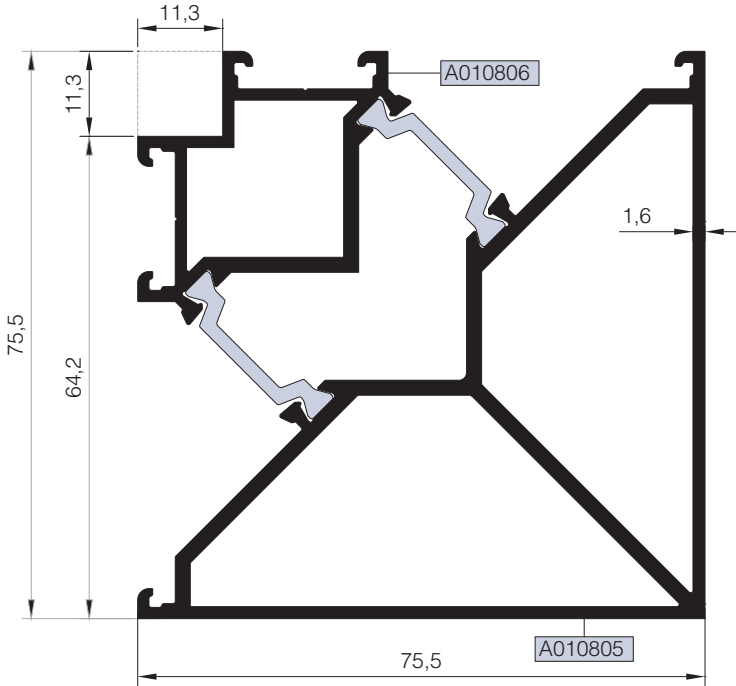
Ölçek/Scale: 1/2

ADAPTÖR PROFİLLERİ ADAPTER PROFILES

RWT64

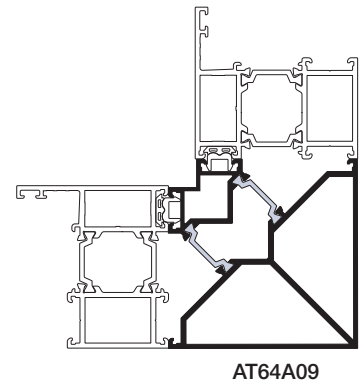
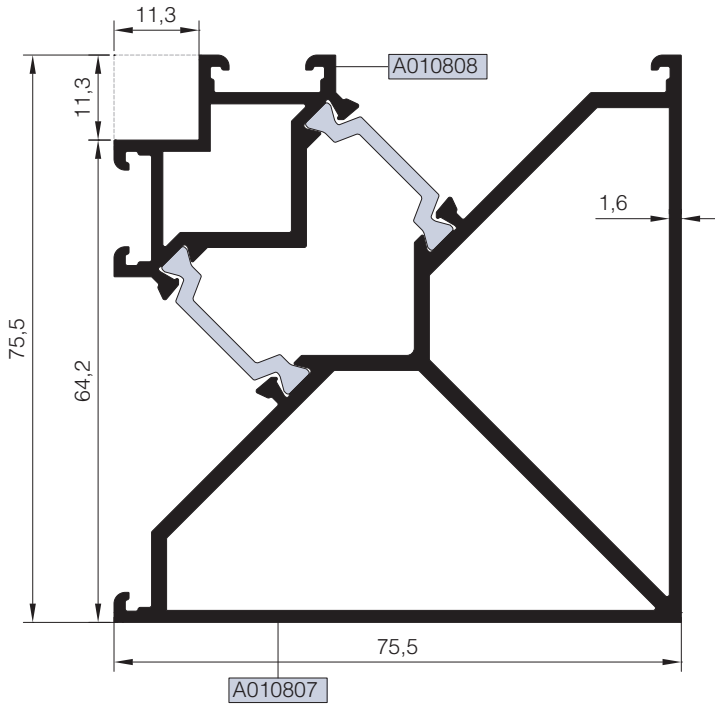
KOD / CODE	AĞIRLIK (kg/m) / WEIGHT	Jxx cm4	Jyy cm4	L m	
AT64A08	2,345	36,271	36,271	6	
AT64A09	2,302	36,350	36,350	6	
T55 A 10	0,099	----	----	6	
T55 A 11	0,127	----	----	6	

AT64A08



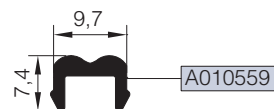
Ölçek/Scale:1/3

AT64A09

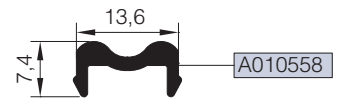


Ölçek/Scale:1/3

T55 A 10



T55 A 11

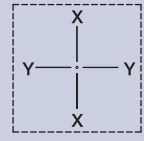


ADAPTÖR VE TİJ PROFİLLERİ

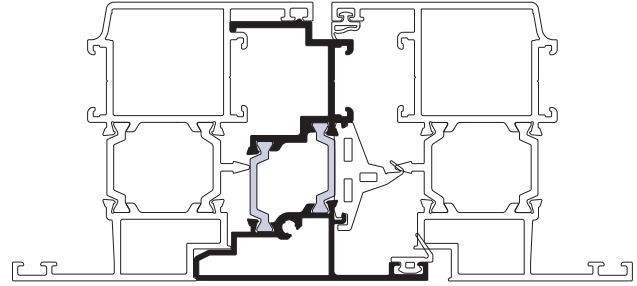
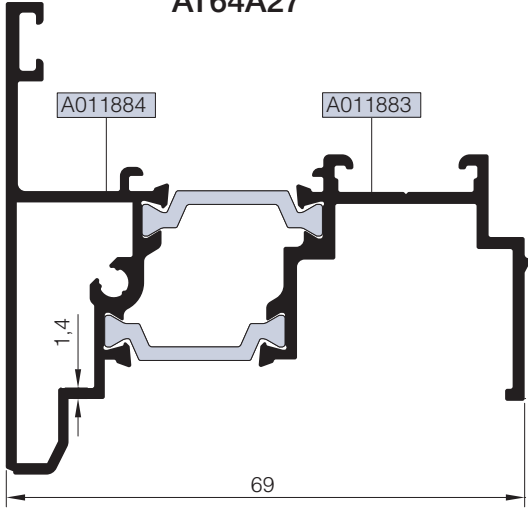
ADAPTER AND SLIDING ROD PROFILES

RWT64

KOD / CODE	AĞIRLIK (kg/m) / WEIGHT	L m	KOD / CODE	AĞIRLIK (kg/m) / WEIGHT	L m
AT64A27	1,298	6	25 P 01	0,185	6
AT64A28	1,087	6	25 I 04	0,153	6
AT64A29	0,948	6	25 I 07	0,143	6



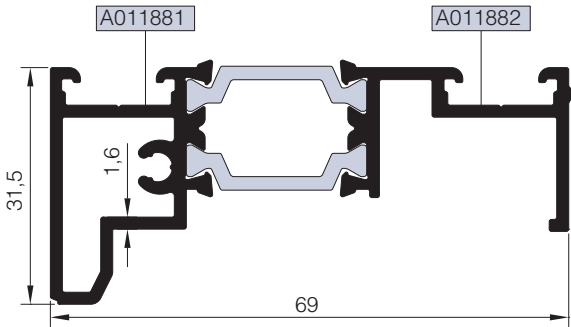
AT64A27



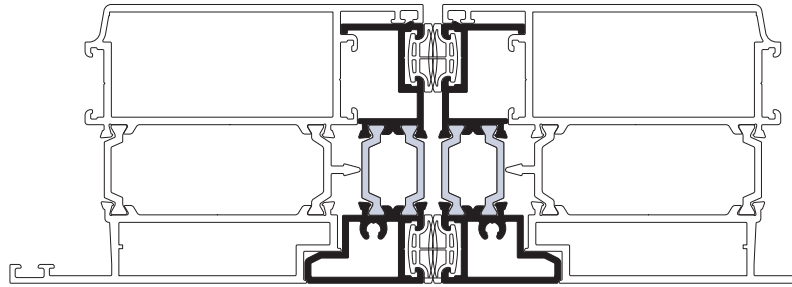
AT64V05 AT64A27 AT64V05

Ölçek/Scale: 1/2

***AT64A28**

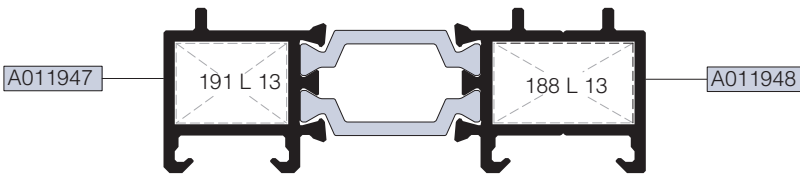


*KATLANIR DOĞRAMA İÇİN / FOR FOLDING

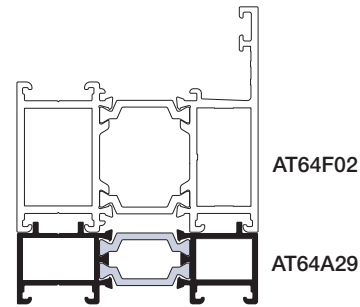


AT64V04 AT64A28 AT64A28 AT64V04

***AT64A29**



*KATLANIR DOĞRAMA İÇİN / FOR FOLDING



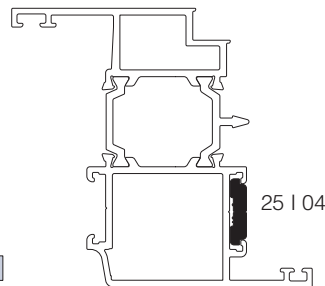
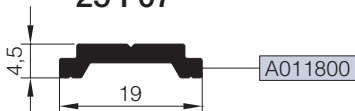
AT64F02

AT64A29

25 I 04

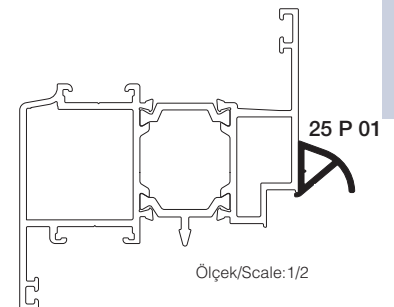
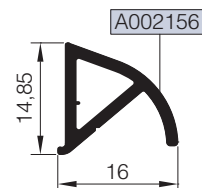


25 I 07*



Ölçek/Scale: 1/2

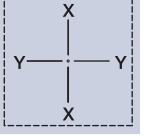
25 P 01



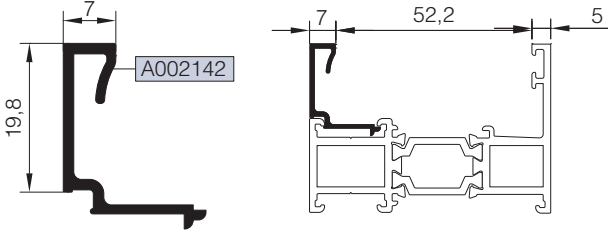
Ölçek/Scale: 1/2

*Giessere kol ve kilitleme aksesuarları sadece 25 I 07 tij profili ile kullanılmalıdır.
Giessere handle and locking accessories should be used with only 25 I 07 rod profile

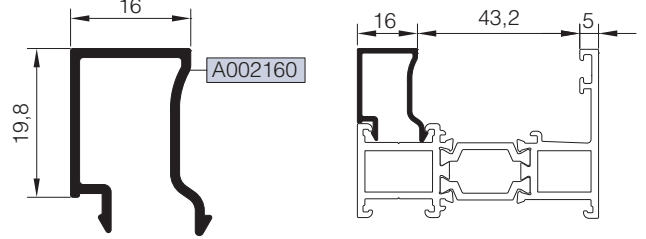
KOD / CODE	AĞIRLIK (kg/m) / WEIGHT	L m	KOD / CODE	AĞIRLIK (kg/m) / WEIGHT	L m
25 G 21	0,196	6	25 G 09	0,229	6
25 G 37	0,206	6	25 G 12	0,270	6
25 G 11	0,224	6	25 G 13	0,278	6
25 G 10	0,225	6	25 G 14	0,280	6



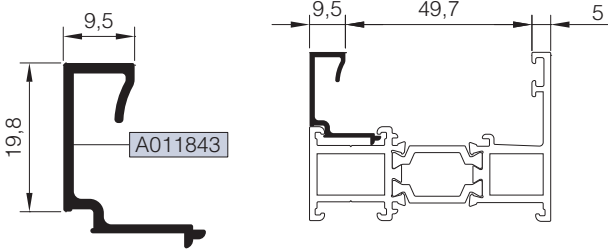
25 G 21



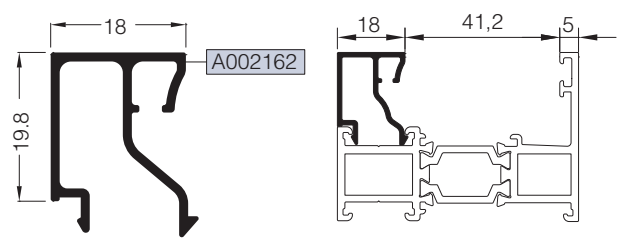
25 G 09



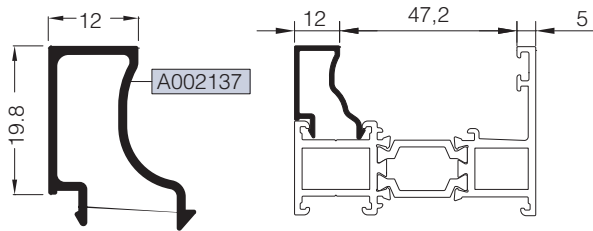
25 G 37



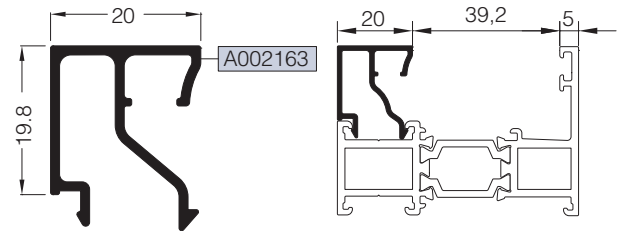
25 G 12



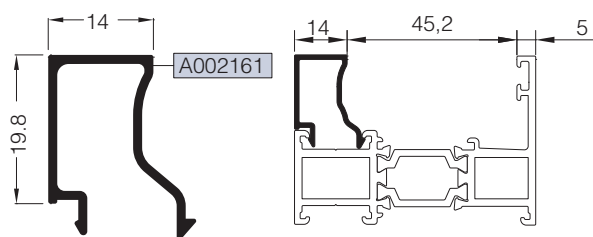
25 G 11



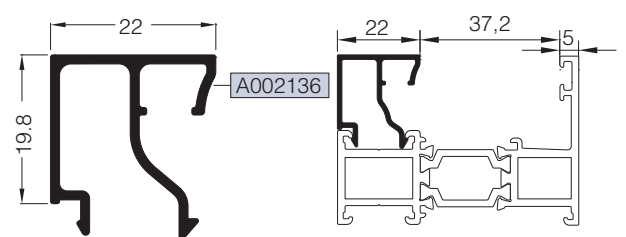
25 G 13



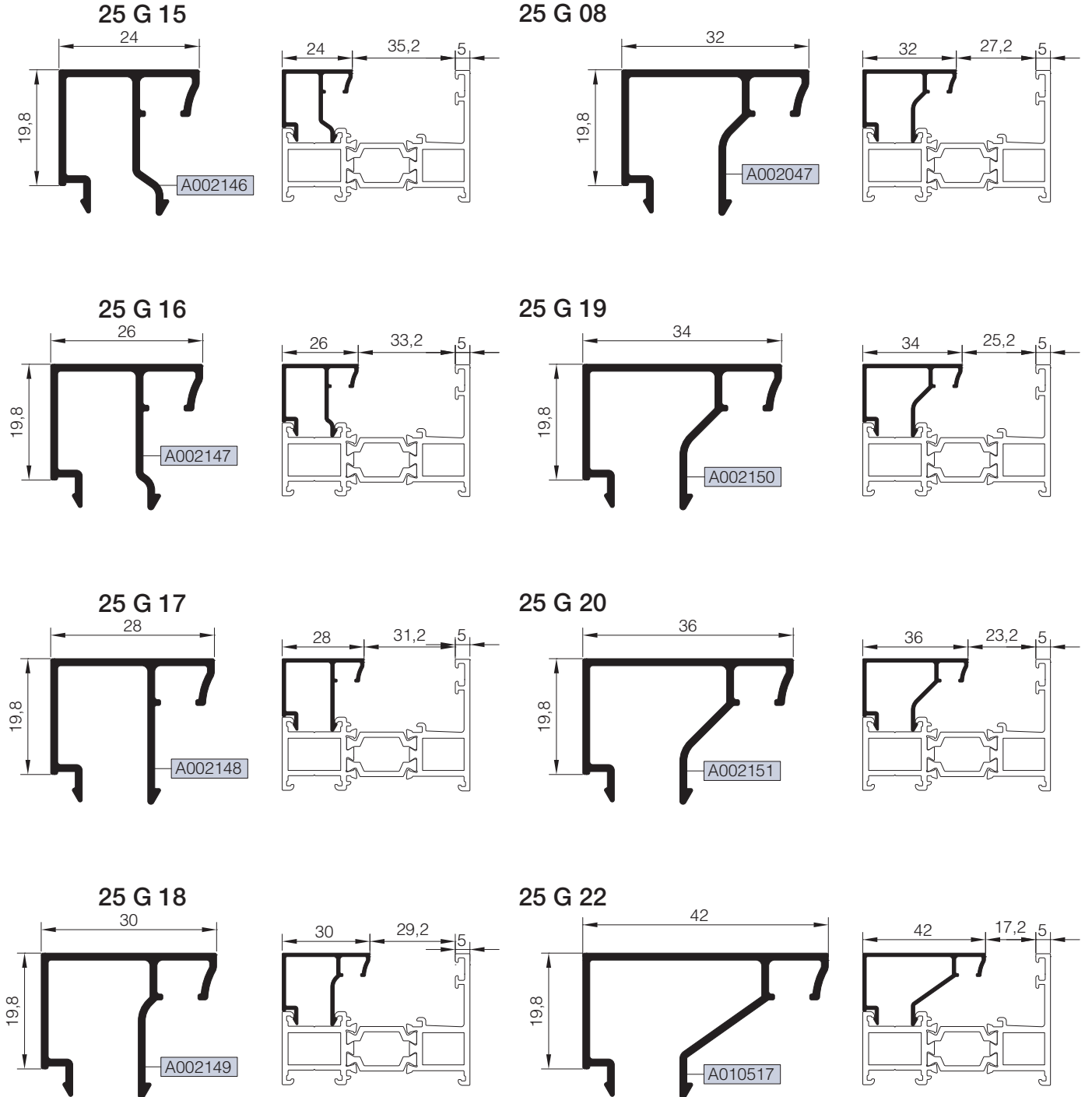
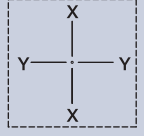
25 G 10



25 G 14



KOD / CODE	AĞIRLIK (kg/m) / WEIGHT	L m	KOD / CODE	AĞIRLIK (kg/m) / WEIGHT	L m
25 G 15	0,282	6	25 G 08	0,309	6
25 G 16	0,287	6	25 G 19	0,317	6
25 G 17	0,292	6	25 G 20	0,327	6
25 G 18	0,300	6	25 G 22	0,360	6



01

02

03

04

05

06

07

08

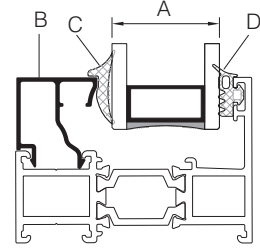
09

10

11

12

B CAM ÇİTASI GLAZING BEAD	C İÇ CAM FİTİLİ GLAZING GASKET (IN)	A CAM KALINLIĞI GLASS THICKNESS	D DIŞ CAM FİTİLİ GLAZING GASKET (OUT)
25 G 22	01.17.04	*9 mm	01.11.15
25 G 20	01.17.05	*14 mm	01.11.15
25 G 20	01.17.04	*15 mm	01.11.15
25 G 19	01.17.05	*16 mm	01.11.15
25 G 19	01.17.04	17 mm	01.11.15
25 G 08	01.17.05	18 mm	01.11.15
25 G 08	01.17.04	19 mm	01.11.15
25 G 18	01.17.05	20 mm	01.11.15
25 G 18	01.17.04	21 mm	01.11.15
25 G 17	01.17.05	22 mm	01.11.15
25 G 17	01.17.04	23 mm	01.11.15
25 G 16	01.17.05	24 mm	01.11.15
25 G 16	01.17.04	25 mm	01.11.15
25 G 15	01.17.05	26 mm	01.11.15
25 G 15	01.17.04	27 mm	01.11.15
25 G 14	01.17.05	28 mm	01.11.15
25 G 14	01.17.04	29 mm	01.11.15
25 G 13	01.17.05	30 mm	01.11.15
25 G 13	01.17.04	31 mm	01.11.15
25 G 12	01.17.05	32 mm	01.11.15
25 G 12	01.17.04	33 mm	01.11.15
25 G 09	01.17.05	34 mm	01.11.15
25 G 09	01.17.04	35 mm	01.11.15
25 G 10	01.17.05	36 mm	01.11.15
25 G 10	01.17.04	37 mm	01.11.15
25 G 11	01.17.05	38 mm	01.11.15
25 G 11	01.17.04	39 mm	01.11.15
25 G 11	01.17.03	40 mm	01.11.15
25 G 37	01.17.05	41 mm	01.11.15
25 G 37	01.17.04	42 mm	01.11.15
25 G 21	01.17.05	43 mm	01.11.15
25 G 21	01.17.04	44 mm	01.11.15



CAM MONTAJINDA SADECE BU SİSTEM İÇİN TASARLANAN VE ÜRETİLEN FİTİLLER KULLANILMALIDIR. FARKLI MALZEME KULLANIMLARI İŞLEVSEL VE TASARIMSAL SORUNLARA SEBEP OLABİLİR.
THE GASKETS USED DURING INSTALLING THE GLASS SHOULD BE ONLY THE ONES CREATED FOR THIS SYSTEM, THE USE OF OTHER MATERIALS MAY CAUSE FUNCTIONAL AND DESIGN PROBLEMS.

TABLODA VERİLEN CAM KALINLIKLARI TEORİK OLUP SİSTEMİN ISI PERFORMANS KRİTERLERİNDEN BAĞIMSIZDIR. YALITIMLI SİSTEMLERDE TEK CAMLI(*) KOMBİNASYONLAR ÖNERİLMEZ.
THE GLASS THICKNESSES IN THE TABLE ARE THEORETICAL AND INDEPENDENT FROM THERMAL PERFORMANCE CRITERIA OF THE SYSTEM. SINGLE GLAZING(*) IS NOT RECOMMENDED FOR INSULATED SYSTEMS

YUKARIDA VERİLEN TABLODA CAM-FİTİL VE PROFİL İLİŞKİSİ TEORİK OLUP PROFİL VE CAM TOLERANSLARINDAN KAYNAKLI ÖLÇÜ FAKLİLİKLERİ OLUŞABİLİR.
THE RELATIONSHIP BETWEEN GLASS-GASKET AND PROFILE PROVIDED IN THE TABLE IS THEORETICAL. IT MAY OCCUR SIZE DIFFERENCES FROM THE TOLERANCES OF PROFILE AND GLASS.


PROFİL KODU (PROFILE CODE)	25 L 03	25 L 04	25 L 13	25 L 16
FABRİKA KODU (FACTORY CODE)	A002021	A002211	A002058	A002061
AĞIRLIK (WEIGHT)	4,315 kg/m	7,711 kg/m	3,561 kg/m	3,554 kg/m
ÇİZİM (DRAWING)				


PROFİL KODU (PROFILE CODE)	25 L 25	25 L 26	25 L 29	25 L 30
FABRİKA KODU (FACTORY CODE)	A010539	A010540	A010543	A010544
AĞIRLIK (WEIGHT)	8,394 kg/m	4,870 kg/m	3,582 kg/m	13,748 kg/m
ÇİZİM (DRAWING)				


PROFİL KODU (PROFILE CODE)	25 L 31	25 L 32	25 L 35	25 L 38
FABRİKA KODU (FACTORY CODE)	A010545	A002430	A010076	A002074
AĞIRLIK (WEIGHT)	10,169 kg/m	3,702 kg/m	4,192 kg/m	4,854 kg/m
ÇİZİM (DRAWING)				


PROFİL KODU (PROFILE CODE)	25 L 51	25 L 52	25 L 67	25 L 68
FABRİKA KODU (FACTORY CODE)	A010887	A010888	A011006	A011005
AĞIRLIK (WEIGHT)	4,409 kg/m	4,377 kg/m	3,258 kg/m	7,318 kg/m
ÇİZİM (DRAWING)				


PROFİL KODU (PROFILE CODE)	25 J 04	25 J 40		
FABRİKA KODU (FACTORY CODE)	A010567	A011871		
AĞIRLIK (WEIGHT)	0,797 kg/m	0,714 kg/m		
ÇİZİM (DRAWING)				

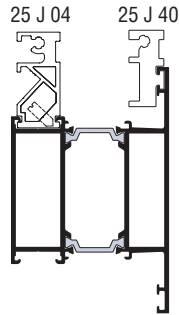
Nr			KESİM ÖLÇÜSÜ CUTTING SIZE	AKS. KODU ACS. CODE
AT64F01	A002038	25 L 13 (A002058)	17,7 mm	120 L 13
	A002043	25 L 13 (A002058)	13,9 mm	119 L 13
AT64F02	A002040	25 L 16 (A002061)	17,7 mm	120 L 16
	A010552	25 L 16 (A002061)	13,9 mm	119 L 16
AT64F03	A02042A	25 L 26 (A010540)	17,7 mm	120 L 26
	A010553	25 L 26 (A010540)	13,9 mm	119 L 26
AT64F04	A010822	25 L 13 (A002058)	18,4 mm	188 L 13
	A010823	25 L 13 (A002058)	14,7 mm	191 L 13
AT64F05	A010839	25 L 16 (A002061)	17,7 mm	120 L 16
	A010552	25 L 16 (A002061)	13,9 mm	119 L 16
AT64F07	A010850	25 L 16 (A002061)	18,4 mm	188 L 16
	A010952	25 L 16 (A002061)	14,7 mm	191 L 16
AT64F10	A002040	25 L 16 (A002061)	17,7 mm	120 L 16
	A011401	25 L 16 (A002061)	13,9 mm	119 L 16
AT64F12	A011292	25 L 16 (A002061)	13,9 mm	119 L 16
	A011291	25 L 16 (A002061)	13,9 mm	119 L 16
AT64V04	A010522	25 L 25 (A010539)	27,7 mm	108 L 25
	A010521	25 L 30 (A010539)	5,7 mm	129 L 30
AT64V05	A010518	25 L 32 (A002430)	28,1 mm	126 L 32
	A010519	25 L 29 (A010543)	6,1 mm	127 L 29
AT64V06	A010523	25 L 31 (A010545)	23,9 mm	130 L 31
	A010524	25 L 31 (A010545)	5,7 mm	129 L 31
AT64V07	A010824	25 L 38 (A002074)	28,5 mm	121 L 38
	A010825	25 L 35 (A010076)	6,4 mm	168 L 35
AT64V10	A010777	25 L 25 (A010539)	27,7 mm	108 L 25
	A010521	25 L 30 (A010544)	5,7 mm	129 L 30
AT64V11	A010852	25 L 32 (A002430)	28,1 mm	126 L 32
	A010853	25 L 29 (A010543)	6,0 mm	100 L 29
AT64V13	A010931	25 L 67 (A011006)	21,8 mm	126 L 67
	A010853	25 L 29 (A010543)	6,0 mm	100 L 29
AT64V14	A010981	25 L 68 (A011005)	21,8 mm	126 L 68
	A010982	25 L 04 (A002211)	5,8 mm	167 L 04

Nr			KESİM ÖLÇÜSÜ CUTTING SIZE	AKS. KODU ACS. CODE
AT64V15	A010984	25 L 25 (A010539)	5,8 mm	167 L 25
	A010983	25 L 68 (A011005)	24,3 mm	235 L 68
AT64V16	A010985	25 L 52 (A010888)	28,1 mm	126 L 52
	A010986	25 L 03 (A002021)	6,0 mm	100 L 03
AT64V19	A011375	25 L 31 (A010545)	6,0 mm	100 L 31
	A011374	25 L 31 (A010545)	24,2 mm	299 L 31
AT64V20	A011403	25 L 32 (A002430)	27,5 mm	176 L 32
	A011404	25 L 29 (A010543)	5,5 mm	238 L 29
AT64V21	A011462	25 L 51 (A010887)	27,5 mm	176 L 51
	A011463	25 L 35 (A010076)	5,5 mm	238 L 35
AT64V22	A011724	25 L 32 (A002430)	28,1 mm	126 L 32
	A011725	25 L 29 (A010543)	6,1 mm	127 L 29
AT64V24	A011770	25 L 52 (A010888)	28,1 mm	126 L 52
	A011771	25 L 03 (A002021)	14,1 mm	129 L 03
AT64V25	A011803	25 L 32 (A002430)	26,3 mm	320 L 32
	A011802	25 L 03 (A002021)	13,0 mm	329 L 03
AT64M01	A002037	25 L 13 (A002058)	13,9 mm	119 L 13
	A002038	25 L 13 (A002058)	17,7 mm	120 L 13
AT64M02	A002039	25 L 16 (A002061)	13,9 mm	119 L 16
	A002040	25 L 16 (A002061)	17,7 mm	120 L 16
AT64M03	A02041A	25 L 26 (A010540)	13,9 mm	119 L 26
	A02042A	25 L 26 (A010540)	17,7 mm	120 L 26
AT64M12	A010822	25 L 13 (A002058)	18,4 mm	188 L 13
	A010826	25 L 13 (A002058)	14,7 mm	191 L 13
AT64M13	A010850	25 L 16 (A002061)	18,4 mm	188 L 16
	A010851	25 L 16 (A002061)	14,7 mm	191 L 16
AT64A26	A011804	25 L 43 (A010785)	4,7 mm	301 L 43
	A011805	25 L 43 (A010785)	26,3 mm	320 L 43
AT64A29	A011948	25 L 13 (A002058)	14,7 mm	191 L 13
	A011947	25 L 13 (A002058)	18,4 mm	188 L 13

Kasa ve Orta Kayıt içinde kullanılırsa (Use in frame and mullion)				
Nr		L m	KESİM ÖLÇÜSÜ CUTTING SIZE	AKS. KODU ACS. CODE
AT64M01	A002037	25 J 40 (A011871)	10,5 mm	102 J 40
	A002038	25 J 04 (A010567)	10,5 mm	102 J 04
AT64M02	A002039	25 J 40 (A011871)	25,5 mm	135 J 40
	A002040	25 J 04 (A010567)	25,5 mm	135 J 04
AT64M03	A02041A	25 J 40 (A011871)	45,5 mm	136 J 40
	A02042A	25 J 04 (A010567)	45,5 mm	136 J 04
AT64M04	A010525	25 J 40 (A011871)	80,5 mm	137 J 40
	A010526	25 J 04 (A010567)	80,5 mm	137 J 04
AT64M05	A002073	25 J 40 (A011871)	25,5 mm	135 J 40
	A002040	25 J 04 (A010567)	25,5 mm	135 J 04
AT64M10	A002037	25 J 40 (A011871)	10,5 mm	102 J 40
	A010649	25 J 04 (A010567)	10,5 mm	102 J 04
AT64M11	A002039	25 J 40 (A011871)	25,5 mm	135 J 40
	A010650	25 J 04 (A010567)	25,5 mm	135 J 04
AT64M12	A010822	25 J 40 (A011871)	10,7 mm	103 J 04
	A010826	25 J 04 (A010567)	10,7 mm	103 J 40
AT64M13	A010851	25 J 04 (A010567)	25,5 mm	135 J 40
	A010850	25 J 40 (A011871)	25,5 mm	135 J 04
AT64M18	A011195	25 J 40 (A011871)	25,5 mm	135 J 40
	A002040	25 J 04 (A010567)	25,5 mm	135 J 04
AT64M19	A011372	25 J 04 (A010567)	25,5 mm	135 J 04
	A002039	25 J 40 (A011871)	25,5 mm	135 J 40
AT64M20	A011371	25 J 04 (A010567)	25,5 mm	135 J 04
	A002039	25 J 40 (A011871)	25,5 mm	135 J 40
AT64M21	A011373	25 J 04 (A010567)	25,5 mm	135 J 04
	A002039	25 J 40 (A011871)	25,5 mm	135 J 40
AT64M22	A011380	25 J 04 (A010567)	25,5 mm	135 J 04
	A002039	25 J 40 (A011871)	25,5 mm	135 J 40
AT64M23	A011379	25 J 04 (A010567)	25,5 mm	135 J 04
	A002039	25 J 40 (A011871)	25,5 mm	135 J 40
AT64M26	A010617	-----	-----	-----
	A012828	25 J 40 (A011871)	25,5 mm	135 J 40
AT64M34	A002040	25 J 04 (A010567)	25,5 mm	135 J 04
	A012828	25 J 40 (A011871)	25,5 mm	135 J 40
AT64K01	A02041A	25 J 40 (A011871)	25,5 mm	136 J 40
	A02052A	25 J 04 (A010567)	25,5 mm	136 J 04
AT64K05	A010616	25 J 40 (A011871)	25,5 mm	136 J 40
	A010615	25 J 04 (A010567)	25,5 mm	136 J 04
AT64K06	A011376	25 J 40 (A011871)	25,5 mm	136 J 40
	A011377	25 J 04 (A010567)	25,5 mm	136 J 04

Kanat profili içinde kullanılırsa (Use in Vent Profile)				
Nr		L m	KESİM ÖLÇÜSÜ CUTTING SIZE	AKS. KODU ACS. CODE
AT64M01	A002037	25 J 40 (A011871)	10,5 mm	102 J 40
	A002038	25 J 04 (A010567)	10,5 mm	102 J 04
AT64M02	A002039	25 J 40 (A011871)	25,5 mm	135 J 40
	A002040	25 J 04 (A010567)	25,5 mm	135 J 04
AT64M03	A02041A	25 J 40 (A011871)	45,5 mm	136 J 40
	A02042A	25 J 04 (A010567)	45,5 mm	136 J 04
AT64M04	A010525	25 J 40 (A011871)	80,5 mm	137 J 40
	A010526	25 J 04 (A010567)	80,5 mm	137 J 04
AT64M13	A010851	25 J 40 (A011871)	25,5 mm	135 J 40
	A010850	25 J 04 (A010567)	25,5 mm	135 J 04
AT64K01	A002037	25 J 40 (A011871)	45,5 mm	136 J 40
	A02052A	25 J 04 (A010567)	45,5 mm	136 J 04
AT64K05	A010616	25 J 40 (A011871)	45,5 mm	136 J 40
	A010615	25 J 04 (A010567)	45,5 mm	136 J 04
AT64K06	A011376	25 J 40 (A011871)	45,5 mm	136 J 40
	A011377	25 J 04 (A010567)	45,5 mm	136 J 04

Dışa açılım kanat profili içinde kullanılırsa (Use in outside opening vent profile)				
Nr		L m	KESİM ÖLÇÜSÜ CUTTING SIZE	AKS. KODU ACS. CODE
AT64M01	A002037	25 J 40 (A011871)	10,5 mm	102 J 40
	A002038	25 J 04 (A010567)	10,5 mm	102 J 04
AT64M02	A002039	25 J 40 (A011871)	25,5 mm	135 J 40
	A002040	25 J 04 (A010567)	25,5 mm	135 J 04
AT64M03	A02041A	25 J 40 (A011871)	45,5 mm	136 J 40
	A02042A	25 J 04 (A010567)	45,5 mm	136 J 04
AT64M04	A010525	25 J 40 (A011871)	80,5 mm	137 J 40
	A010526	25 J 04 (A010567)	80,5 mm	137 J 04
AT64K01	A02041A	25 J 40 (A011871)	45,5 mm	136 J 40
	A02052A	25 J 04 (A010567)	45,5 mm	136 J 04
AT64K05	A010616	25 J 40 (A011871)	45,5 mm	136 J 40
	A010615	25 J 04 (A010567)	45,5 mm	136 J 04
AT64K06	A011377	25 J 40 (A011871)	45,5 mm	136 J 40
	A011376	25 J 04 (A010567)	45,5 mm	136 J 04



STOKTA BULUNAN SİSTEM PROFİLLERİNİN LİSTESİ (LIST OF SYSTEM PROFILES IN STOCK)

Nr			MIN. SİPARİŞ MİKTARI MIN. ORDER QUANTITY
AT64F02	A002040	75 kg	150 kg
	A010552	75 kg	
AT64F07	A010850	75 kg	150 kg
	A010952	75 kg	
AT64V04	A010522	75 kg	150 kg
	A010521	75 kg	
AT64V05	A010518	75 kg	150 kg
	A010519	75 kg	
AT64V06	A010524	75 kg	150 kg
	A010523	75 kg	
AT64V13	A010931	75 kg	150 kg
	A010853	75 kg	
AT64M02	A002040	75 kg	150 kg
	A002039	75 kg	
AT64M13	A010850	75 kg	150 kg
	A010851	75 kg	
AT64A27	A011883	75 kg	150 kg
	A011884	75 kg	

* STOKTA BULUNMAYAN TÜM PROFİLLER İÇİN MİNİMUM SİPARİŞ MİKTARI 300'KG'DİR.
MINIMUM ORDER QUANTITY FOR ALL THE PROFILES THAT ARE NOT IN STOCK IS 300 KG.

MİMARİ KATALOG ARCHITECTURAL CATALOGUE

Alüminyum Kapı Pencere ve Giydirme Cephe Sistemleri
Aluminium Door Window and Facade Systems



Rescara Sistem Detayları
Rescara System Details

RWT64

DETAYLAR

DETAILS

01

02

03

04

05

06

07

08

09

10

11

12

01

02

03

04

05

06

07

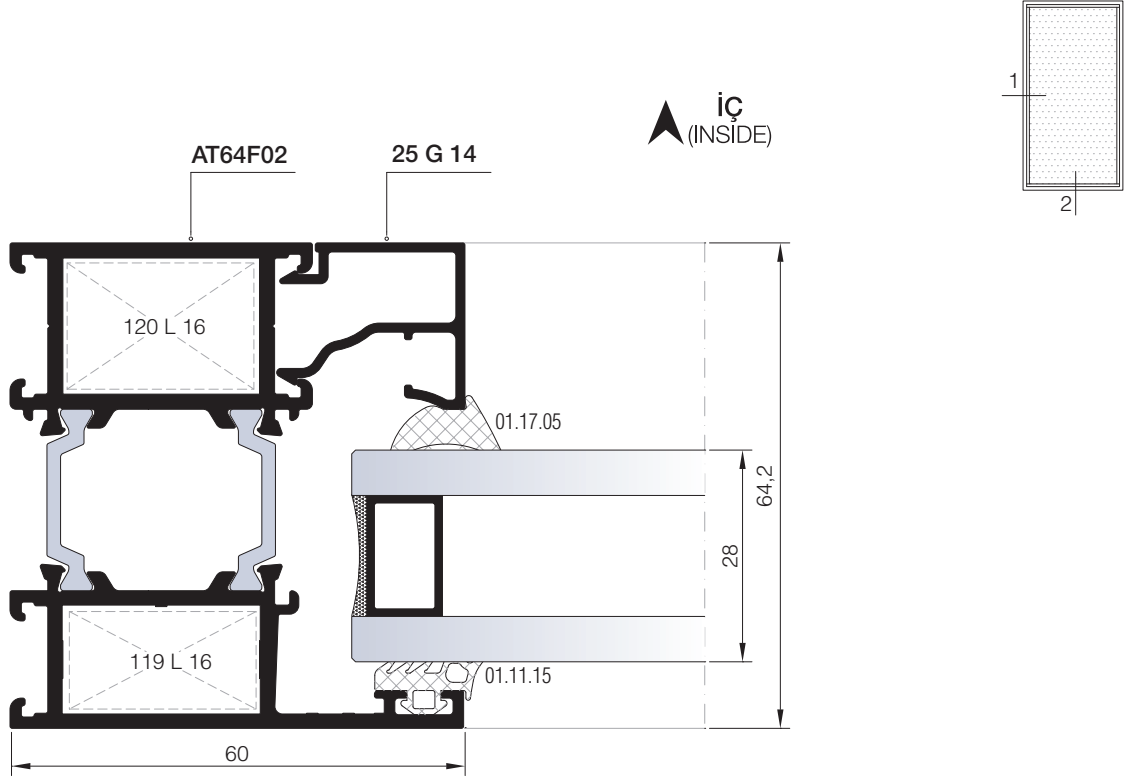
08

09

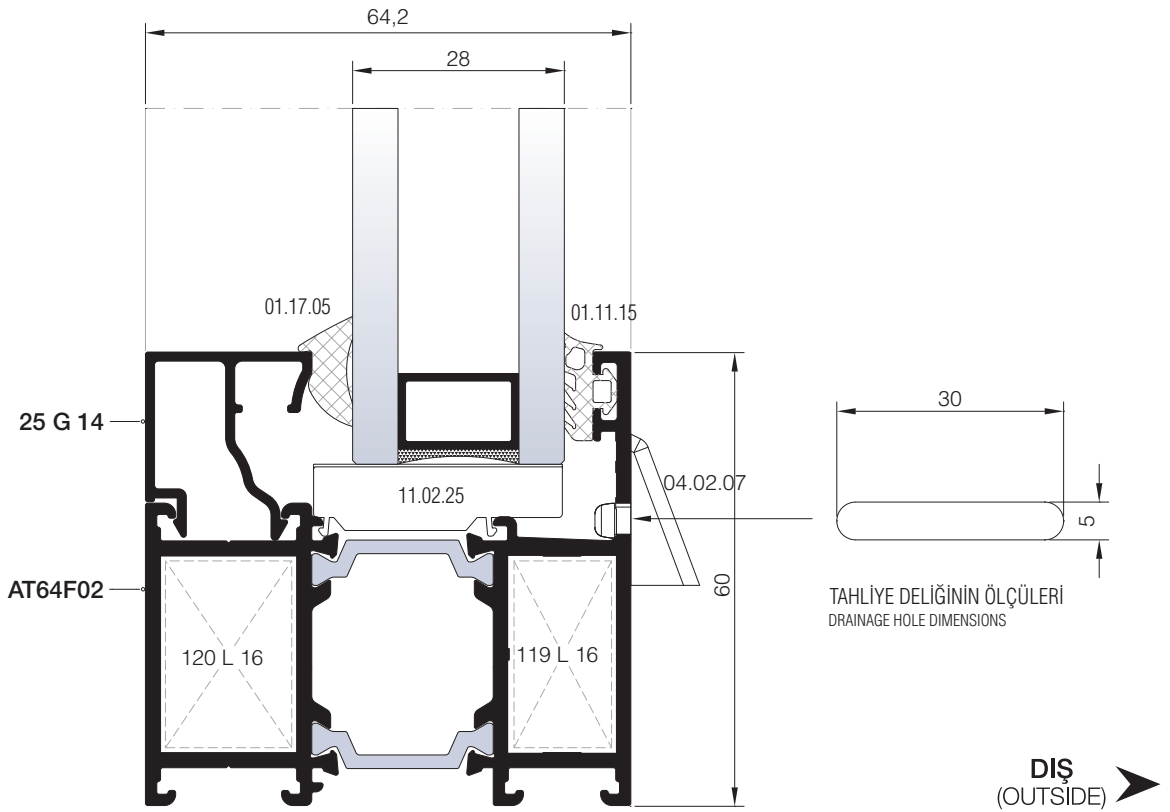
10

11

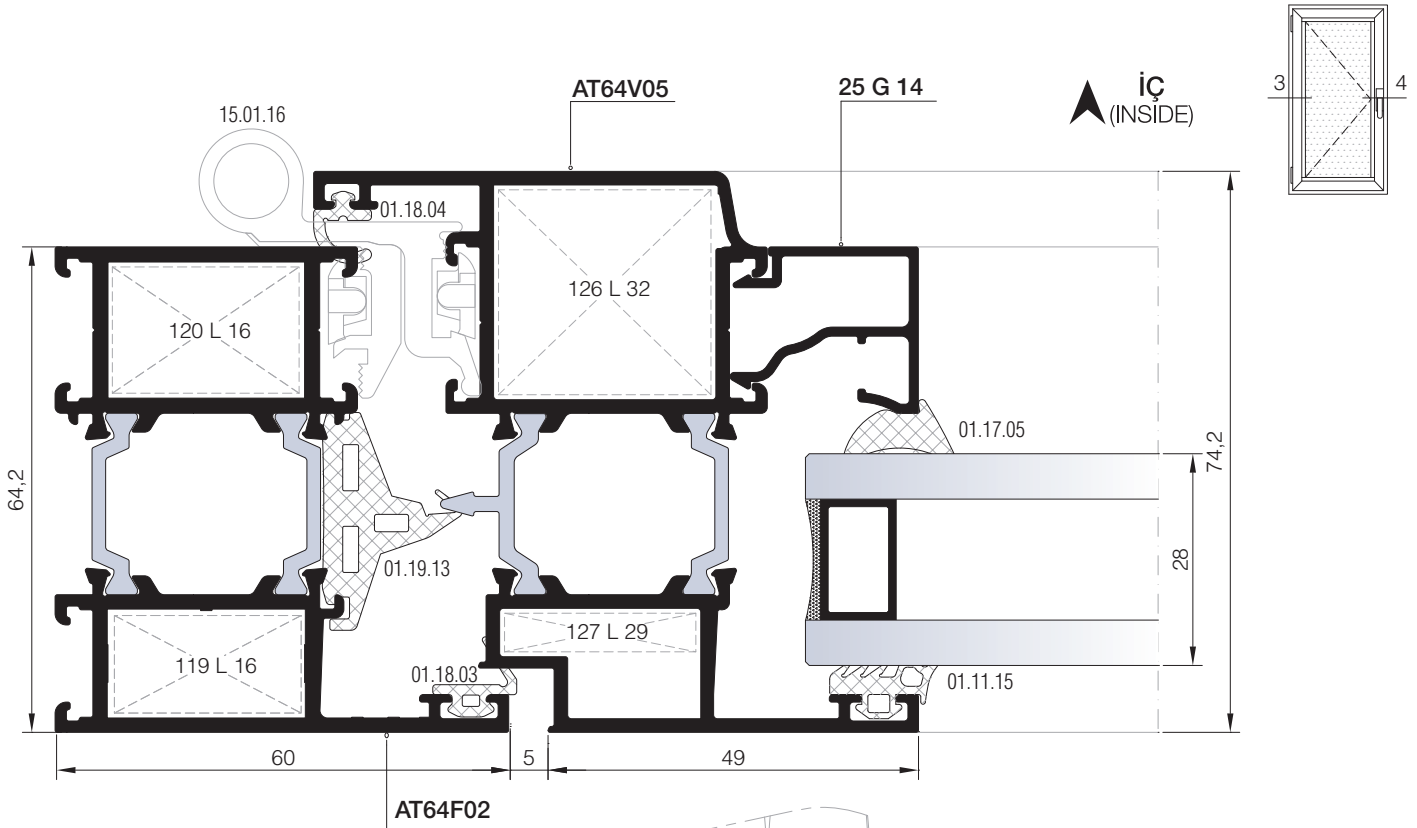
12



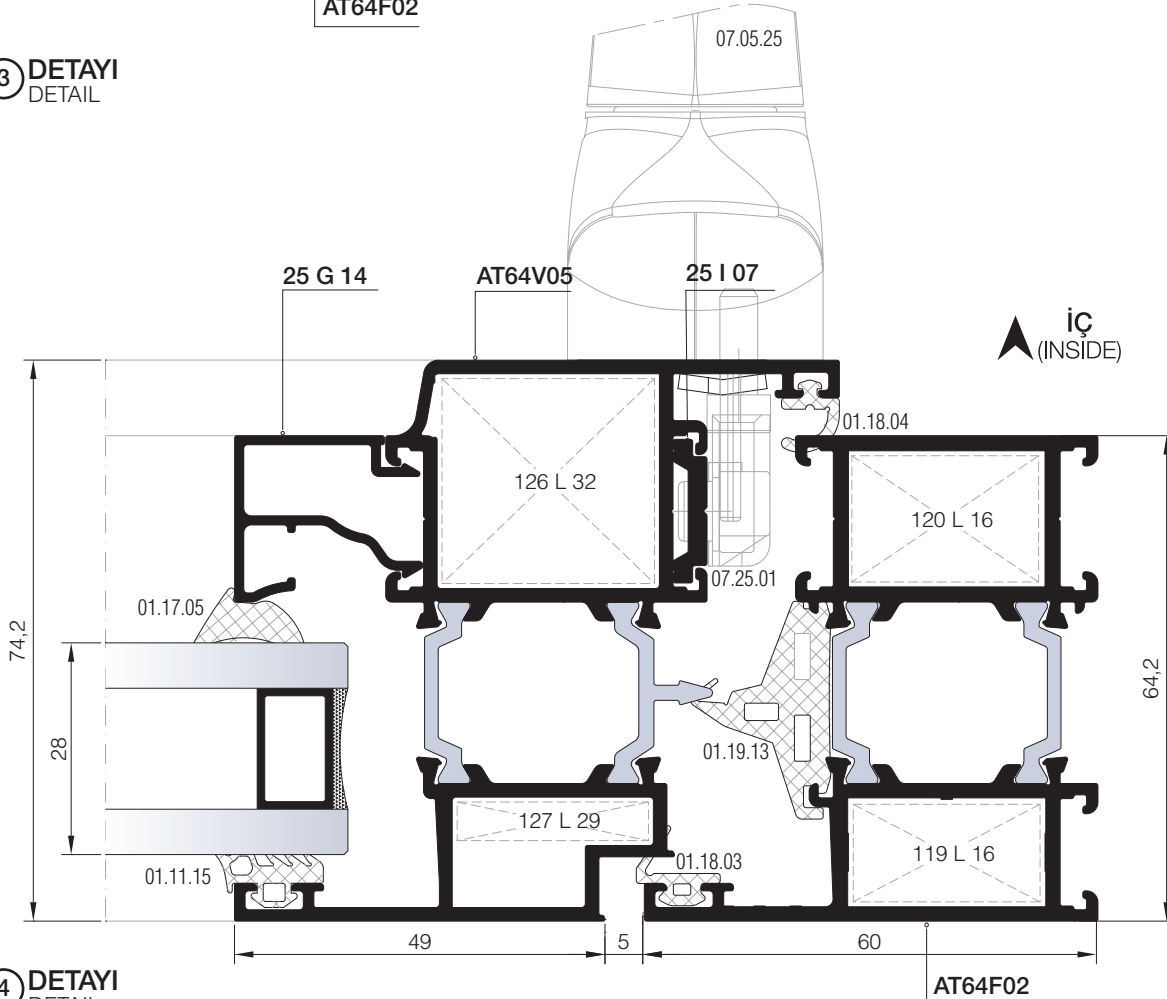
1 DETAYI
DETAIL



2 DETAYI
DETAIL



③ DETAYI
DETAIL



④ DETAYI
DETAIL

- 01
- 02
- 03
- 04
- 05
- 06
- 07
- 08
- 09
- 10
- 11
- 12

01

02

03

04

05

06

07

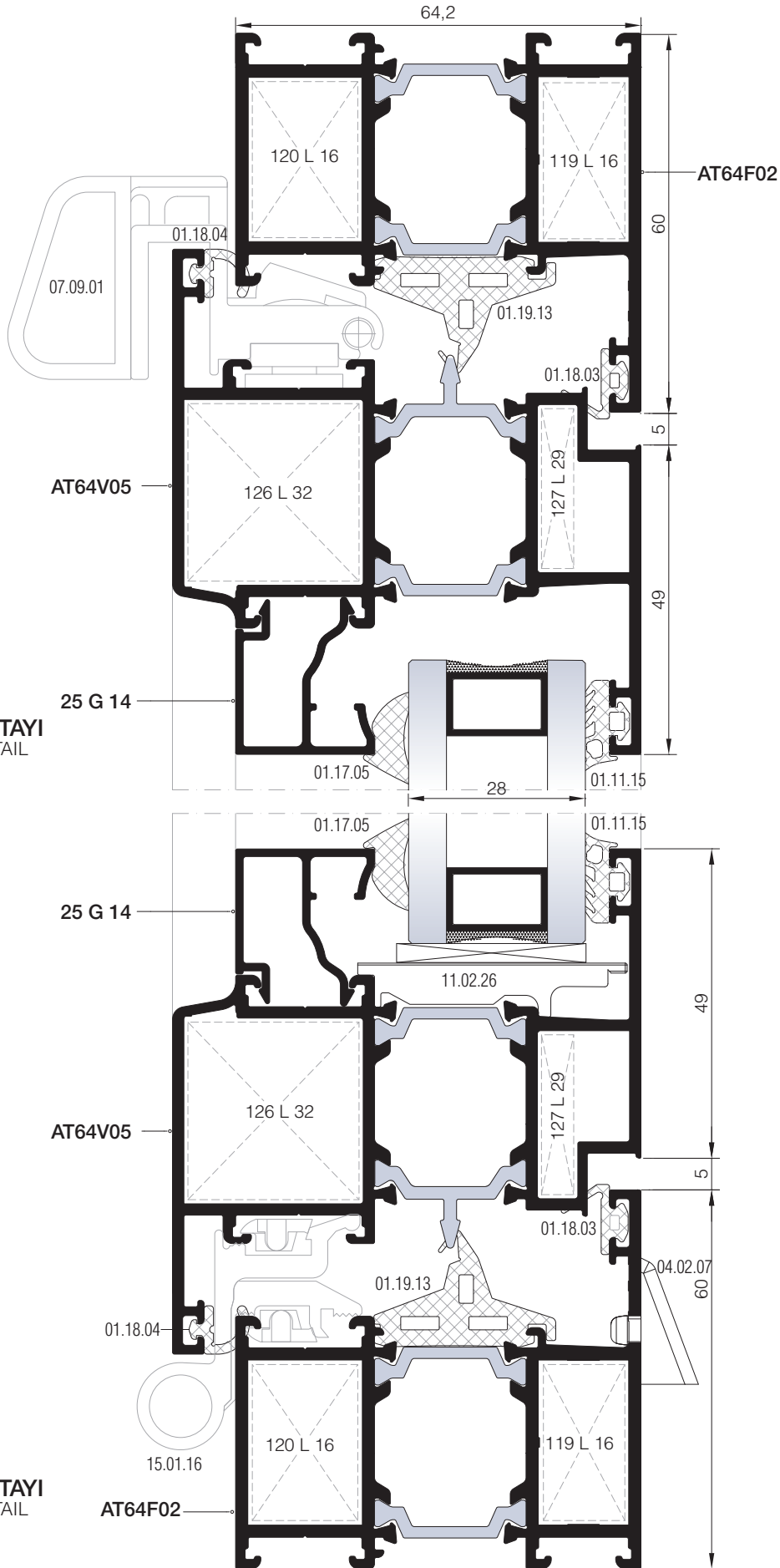
08

09

10

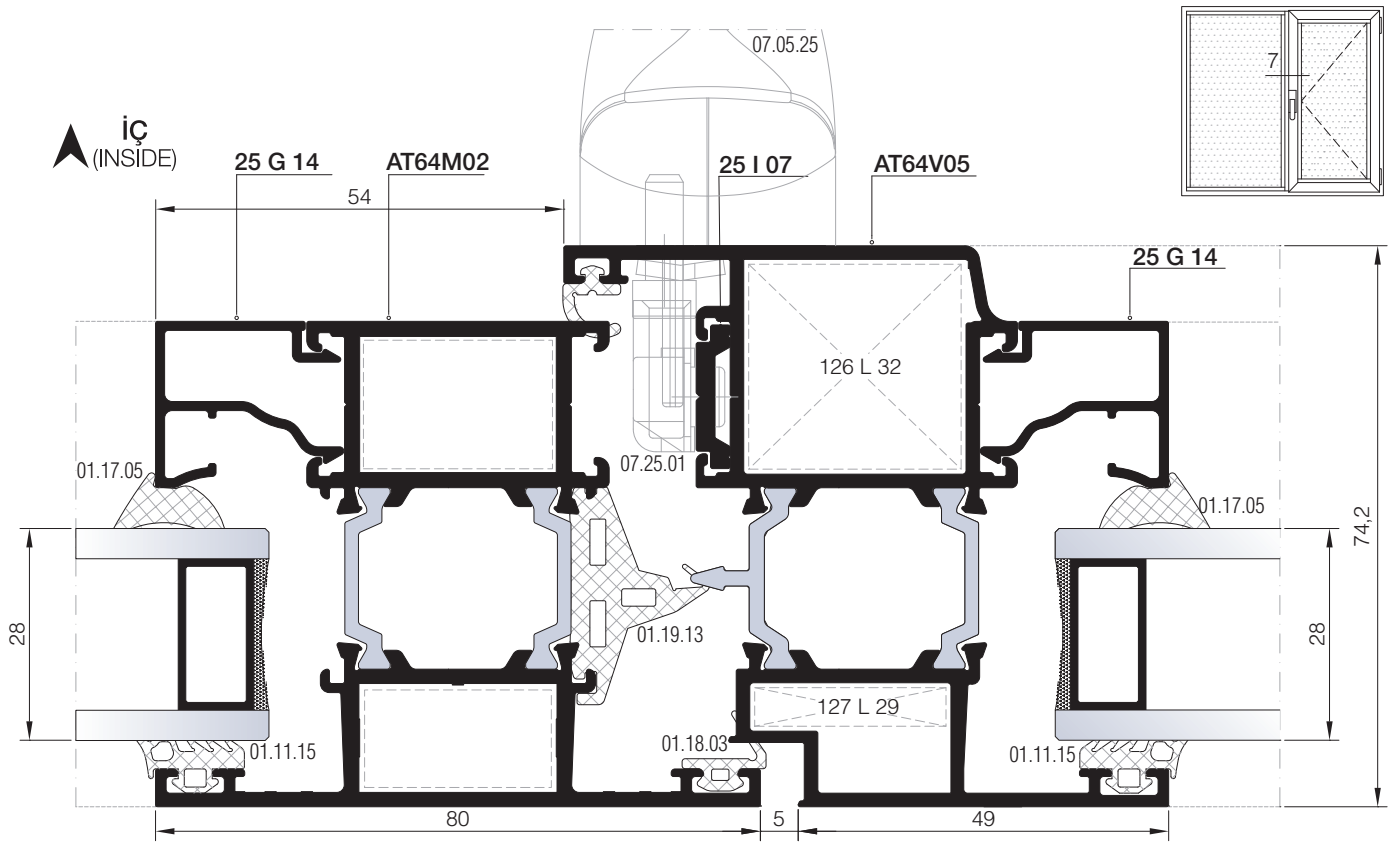
11

12

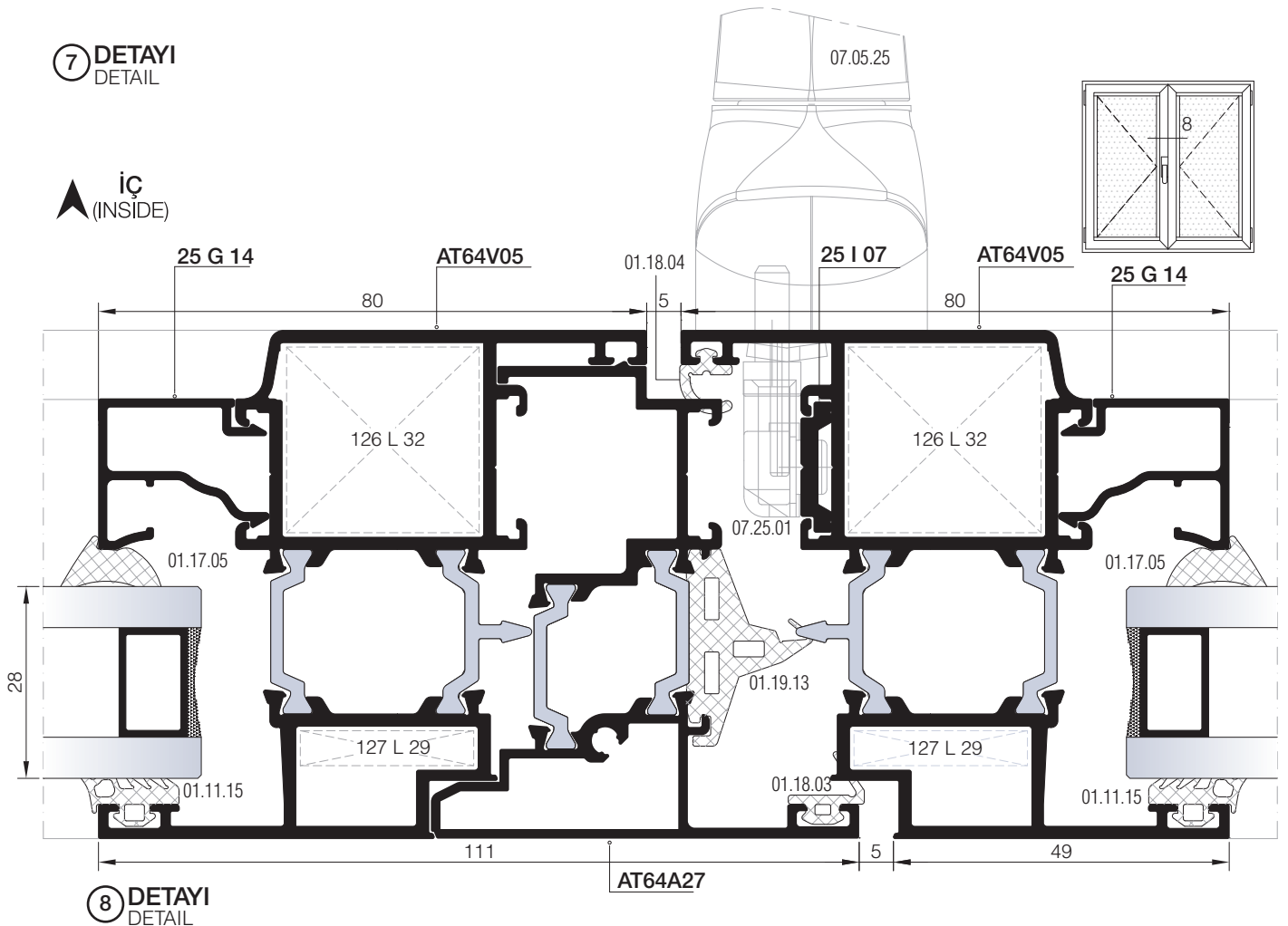


5 DETAYI
DETAIL

6 DETAYI
DETAIL



7 DETAYI
DETAIL



8 DETAYI
DETAIL

01

02

03

04

05

06

07

08

09

10

11

12

01

02

03

04

05

06

07

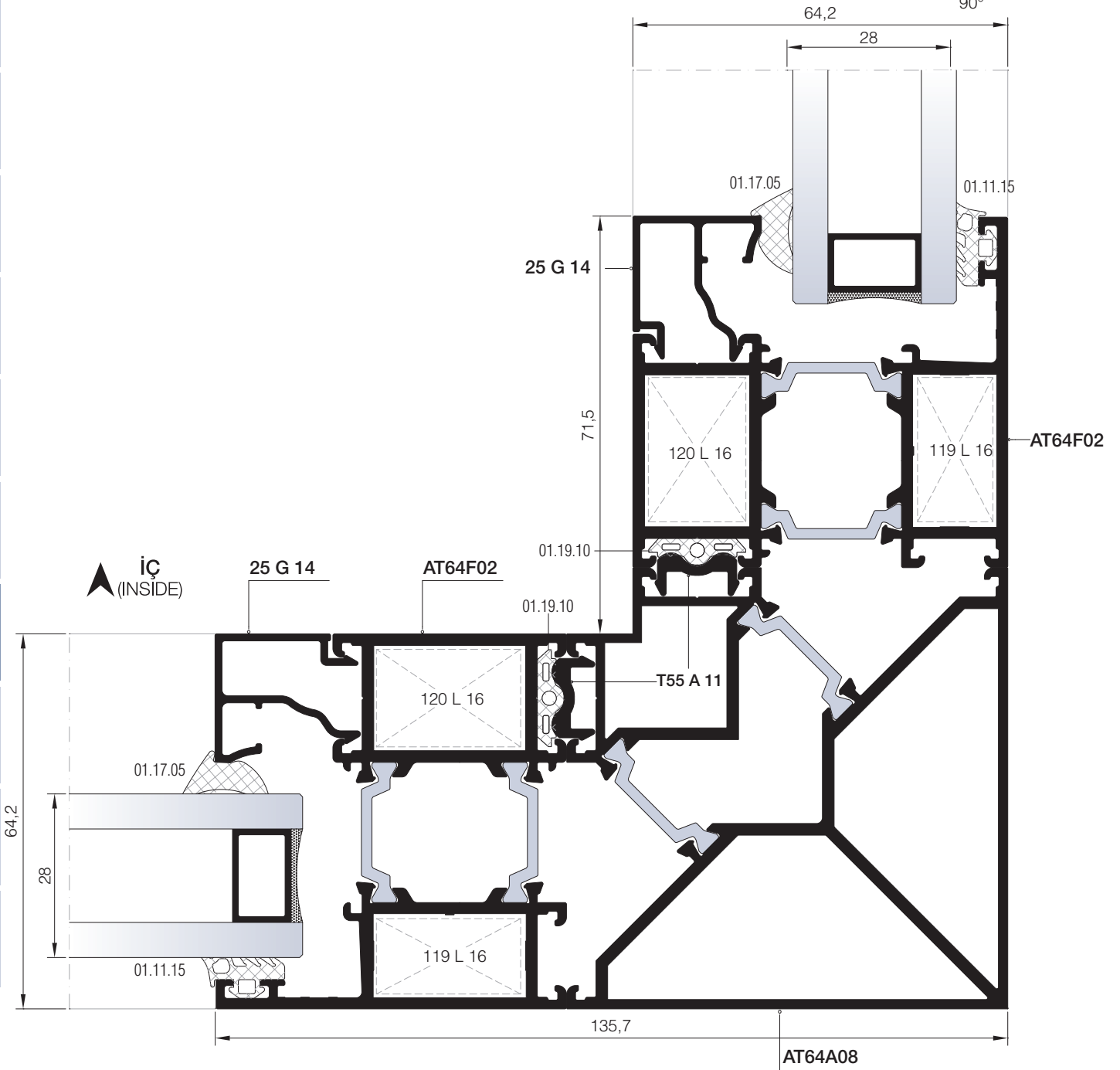
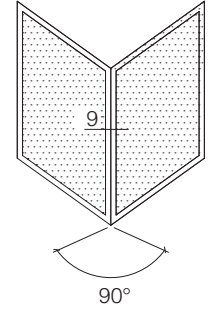
08

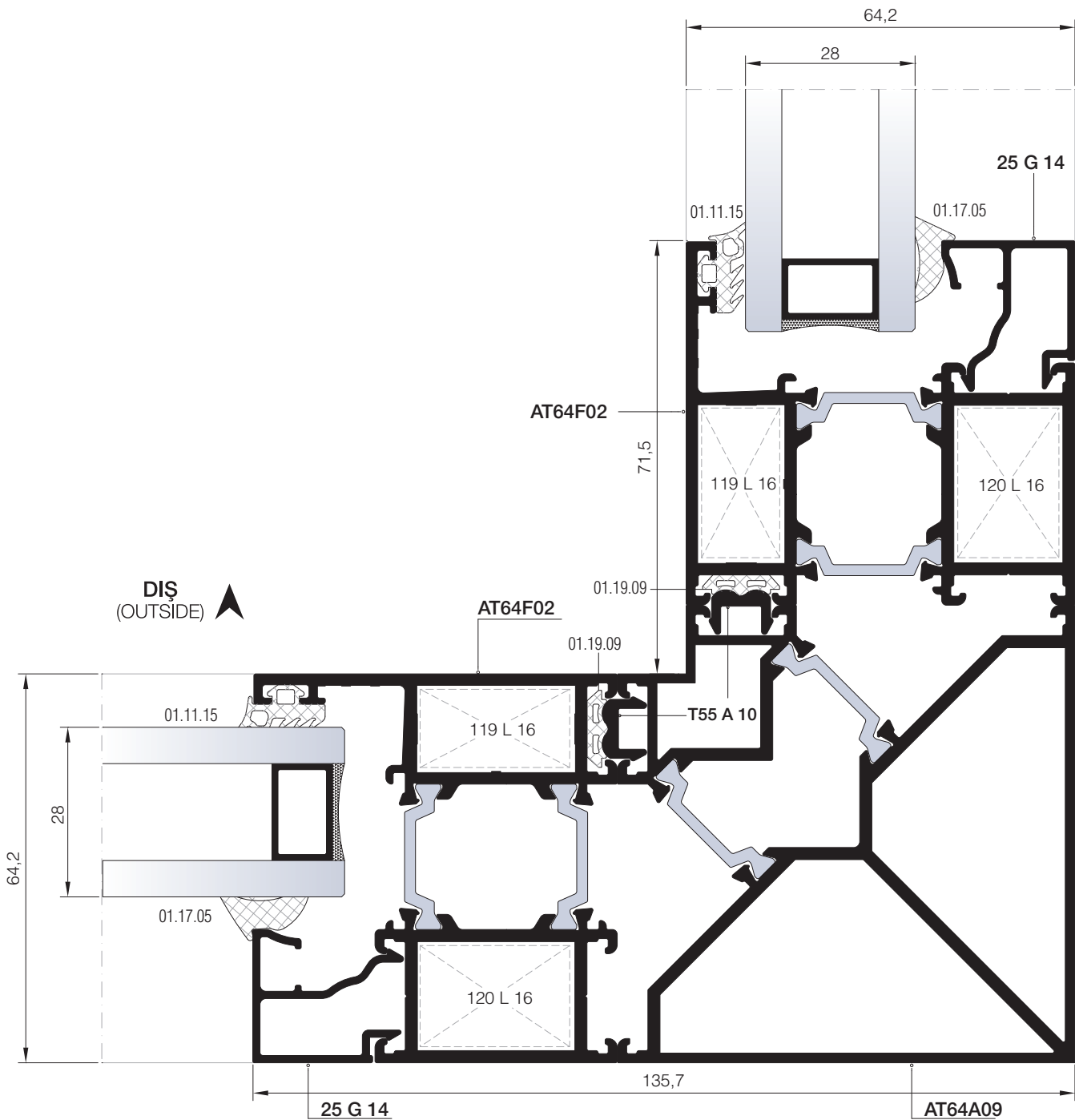
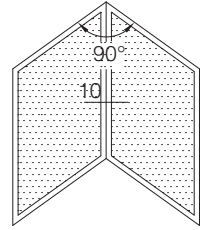
09

10

11

12





01

02

03

04

05

06

07

08

09

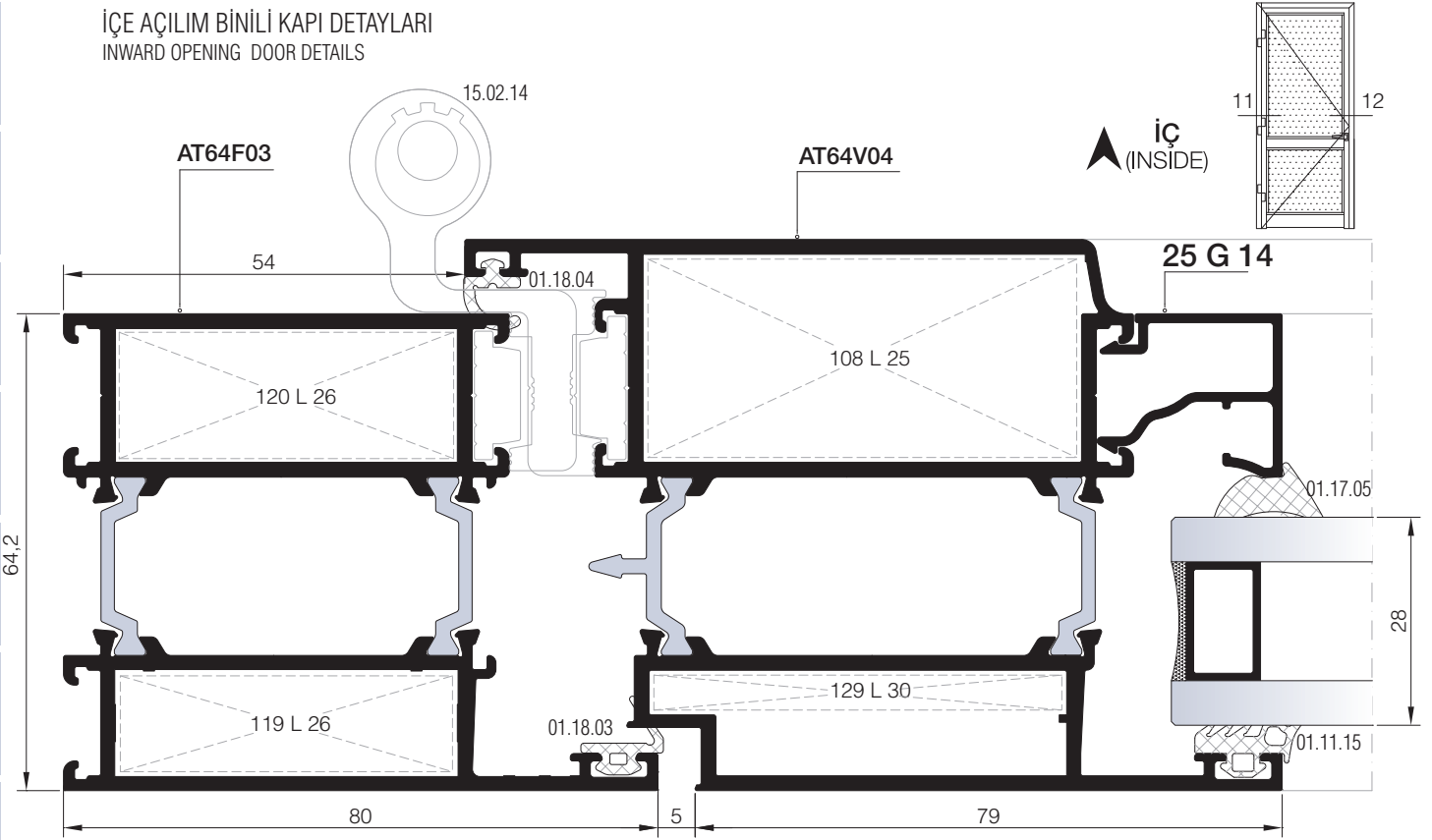
10

11

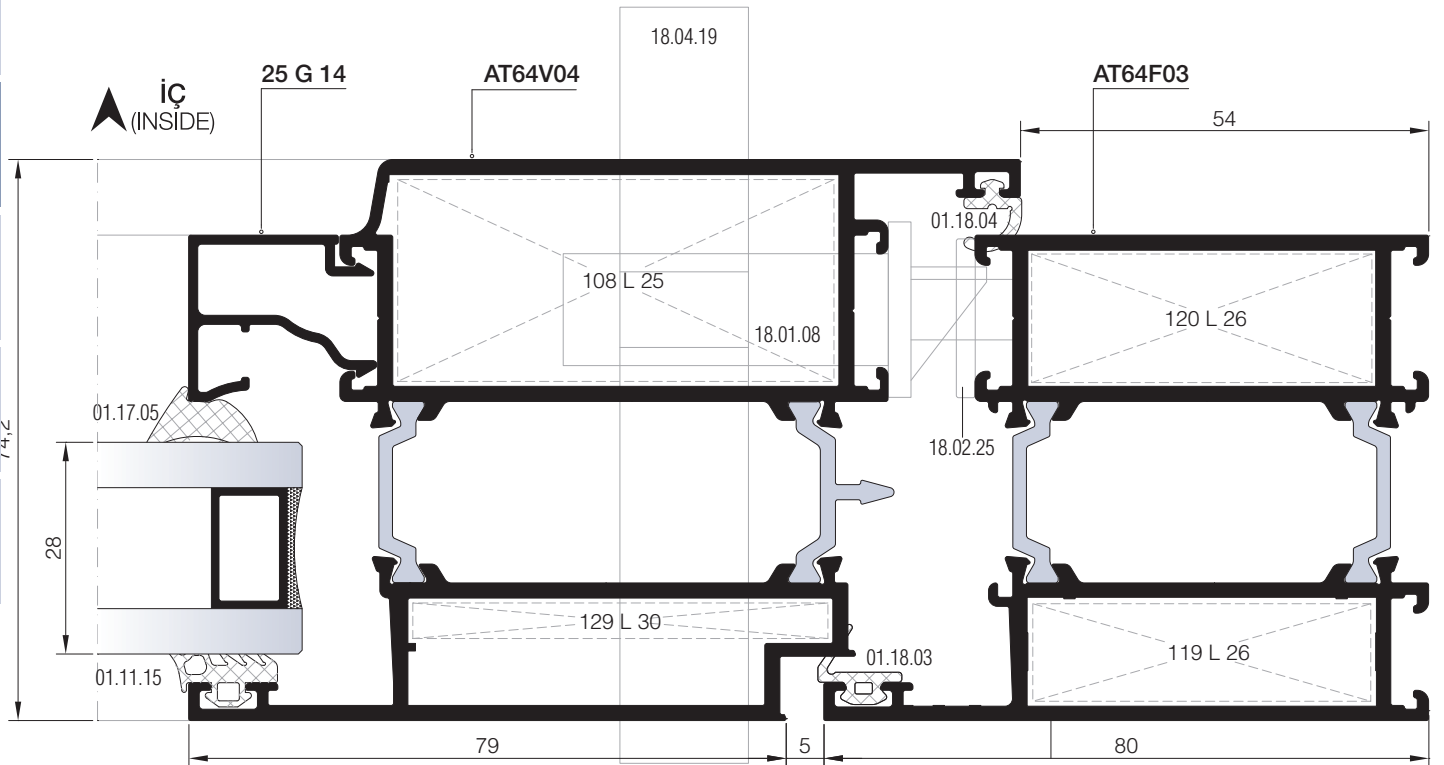
12

İÇE AÇILIM BİNLİ KAPI DETAYLARI
INWARD OPENING DOOR DETAILS

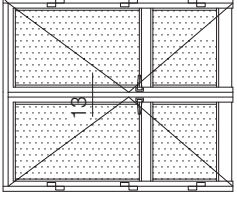
- 01
- 02
- 03
- 04
- 05
- 06
- 07
- 08
- 09
- 10
- 11
- 12



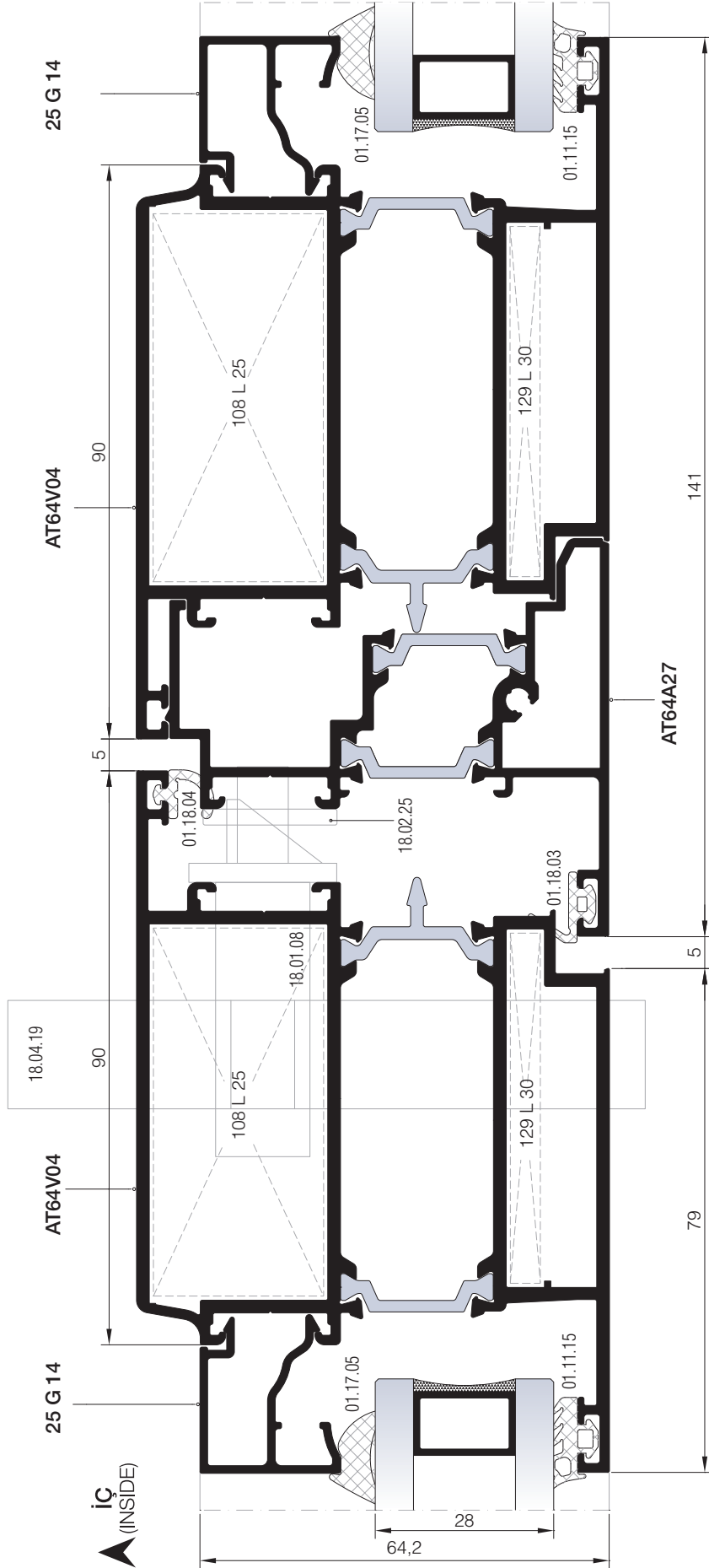
11 DETAYI
DETAIL

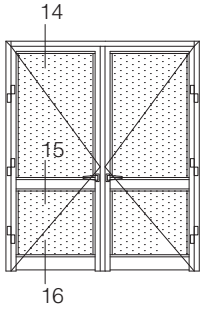


12 DETAYI
DETAIL

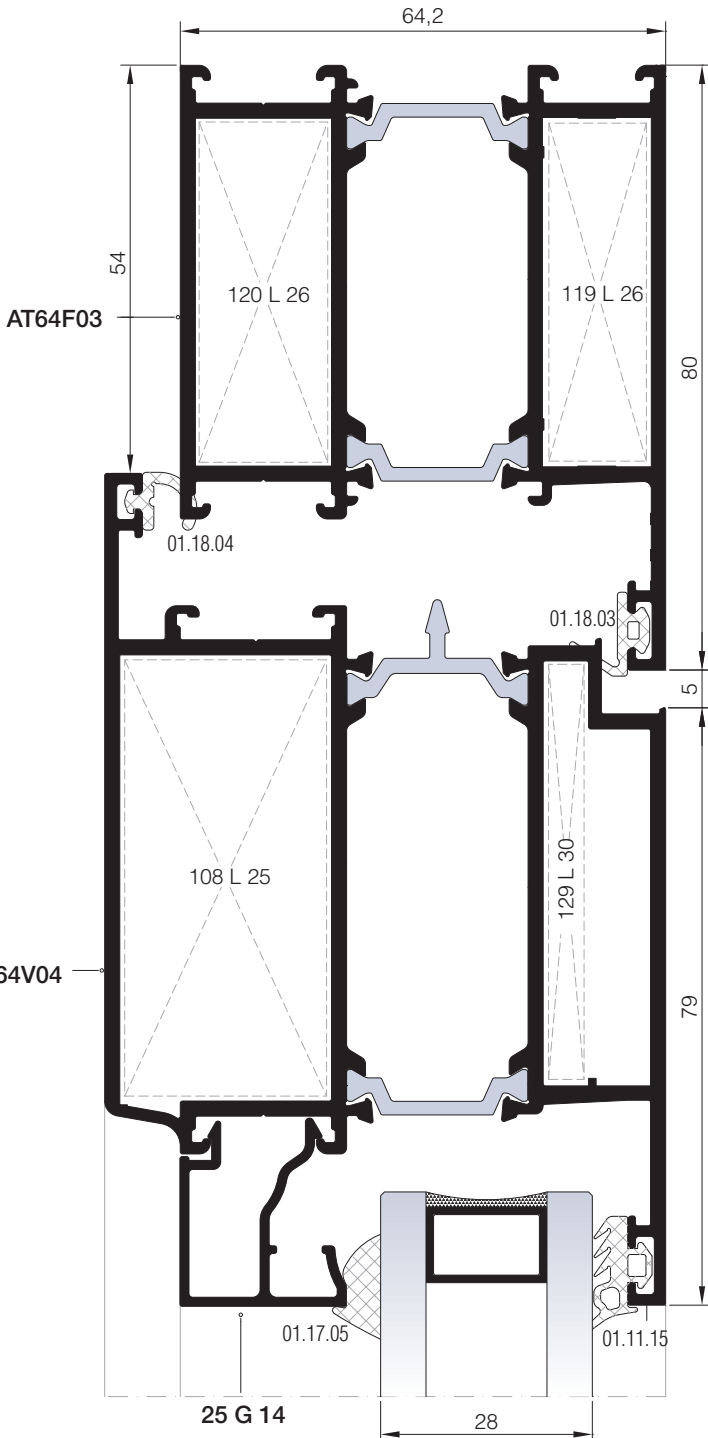


İÇE AÇILIM BİNLİLİ KAPI DETAYLARI
INWARD OPENING DOOR DETAILS



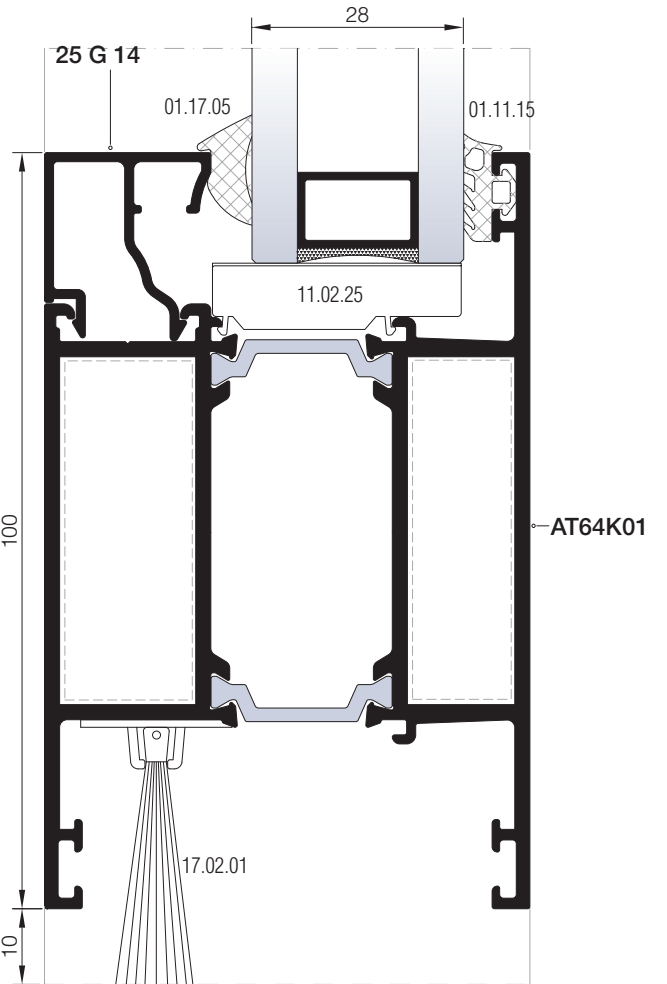
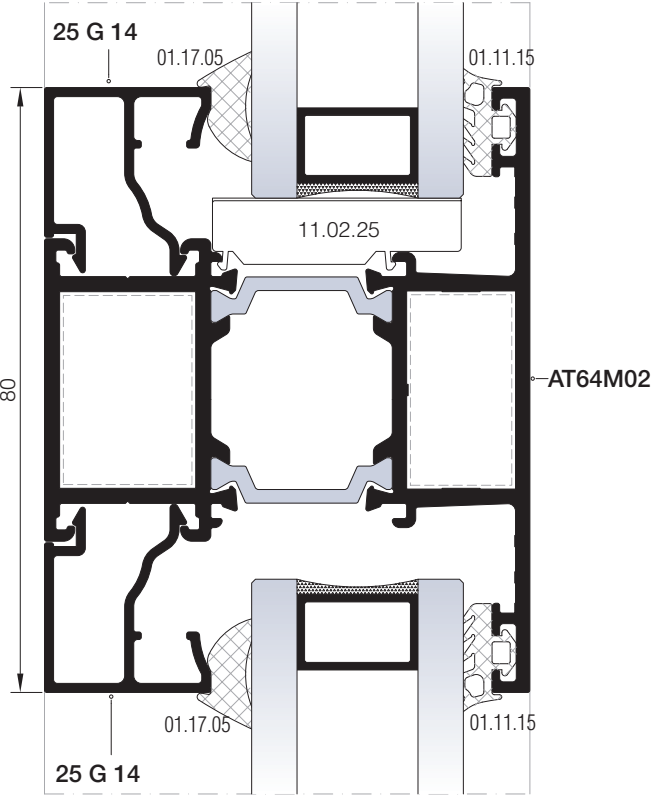


İÇE AÇILIM BİNİLİ KAPI DETAYLARI
INWARD OPENING DOOR DETAILS



14 DETAYI
DETAIL

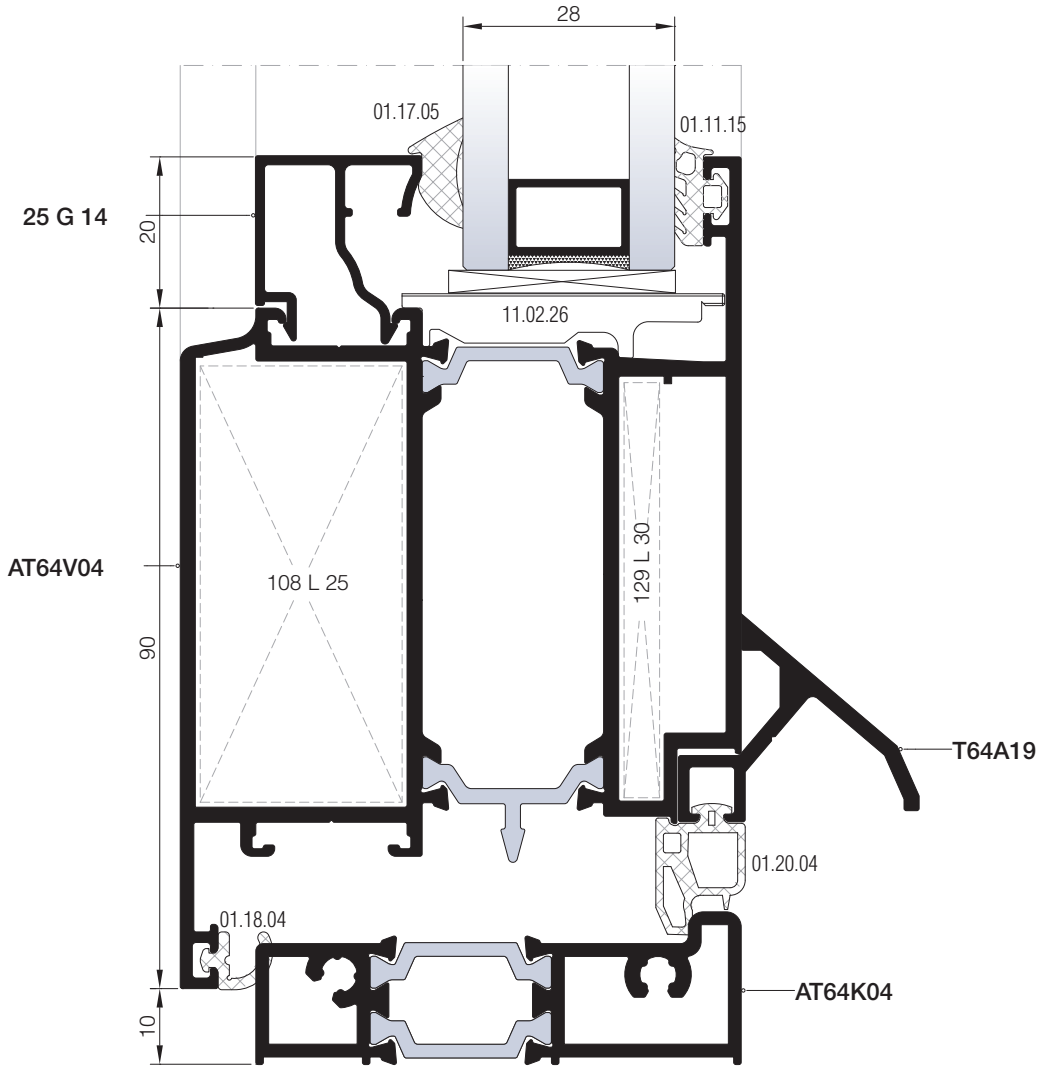
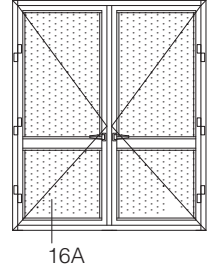
15 DETAYI
DETAIL



16 DETAYI
DETAIL

DIŞ
(OUTSIDE) ➤

İÇE AÇILIM BİNLİ KAPI DETAYLARI
INWARD OPENING DOOR DETAILS



16A DETAYI
DETAIL

DIŞ
(OUTSIDE) ➔

01

02

03

04

05

06

07

08

09

10

11

12

DIŐA AÇILIM BINİLİ KAPI DETAYLARI
INWARD OPENING DOOR DETAILS

01

02

03

04

05

06

07

17 DETAYI
DETAIL

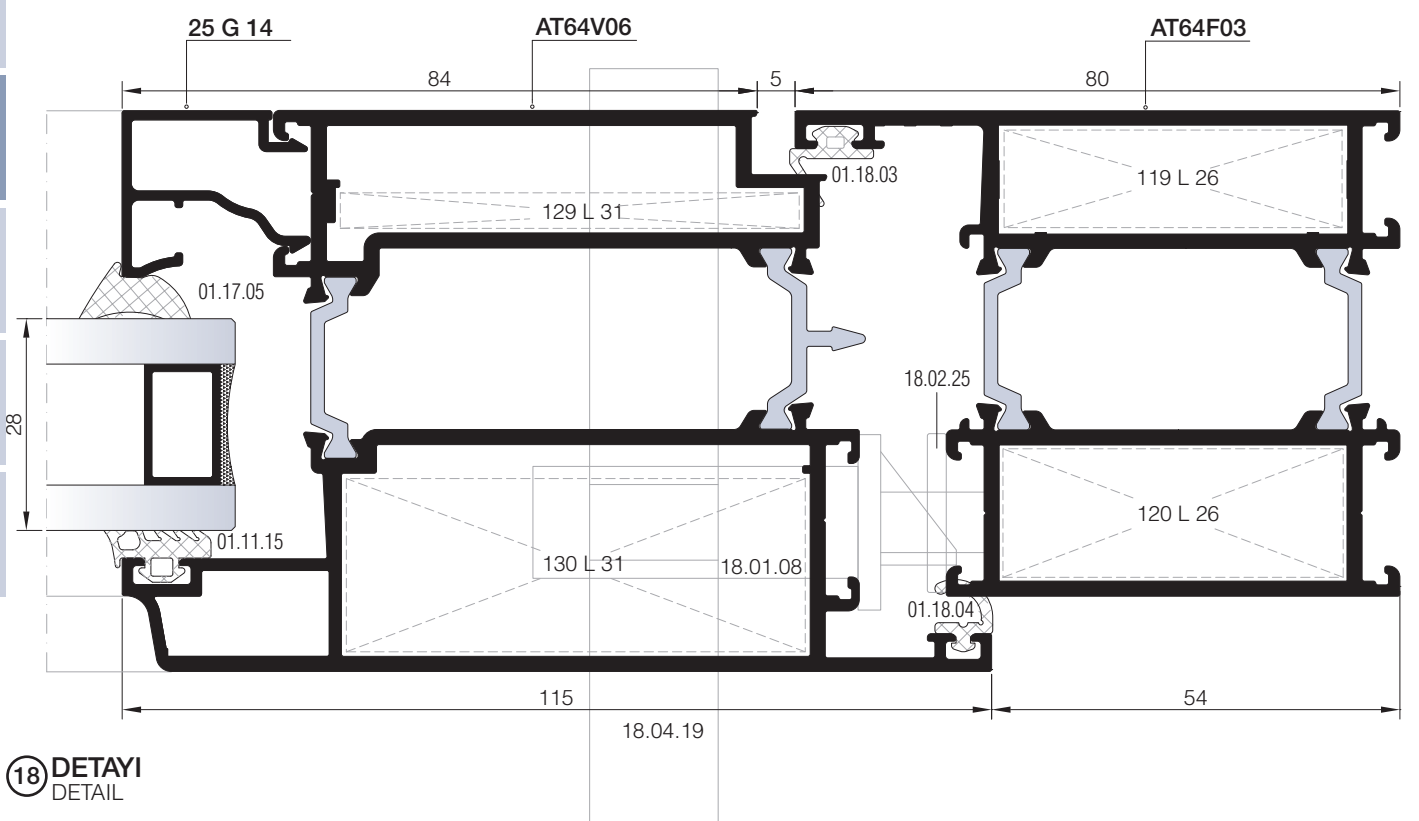
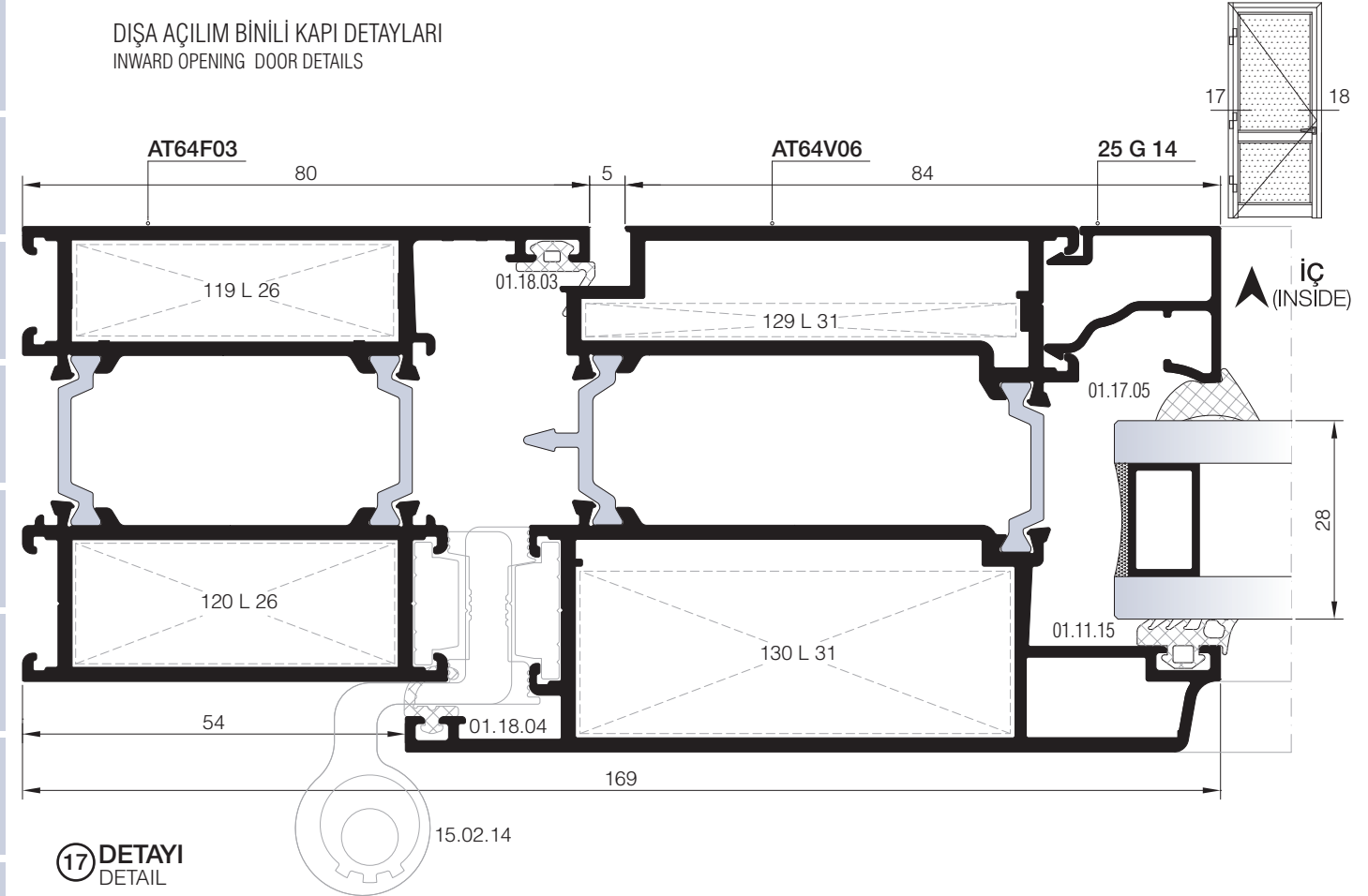
08

09

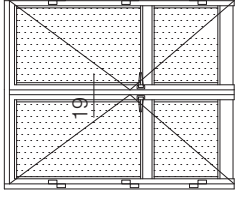
10

11

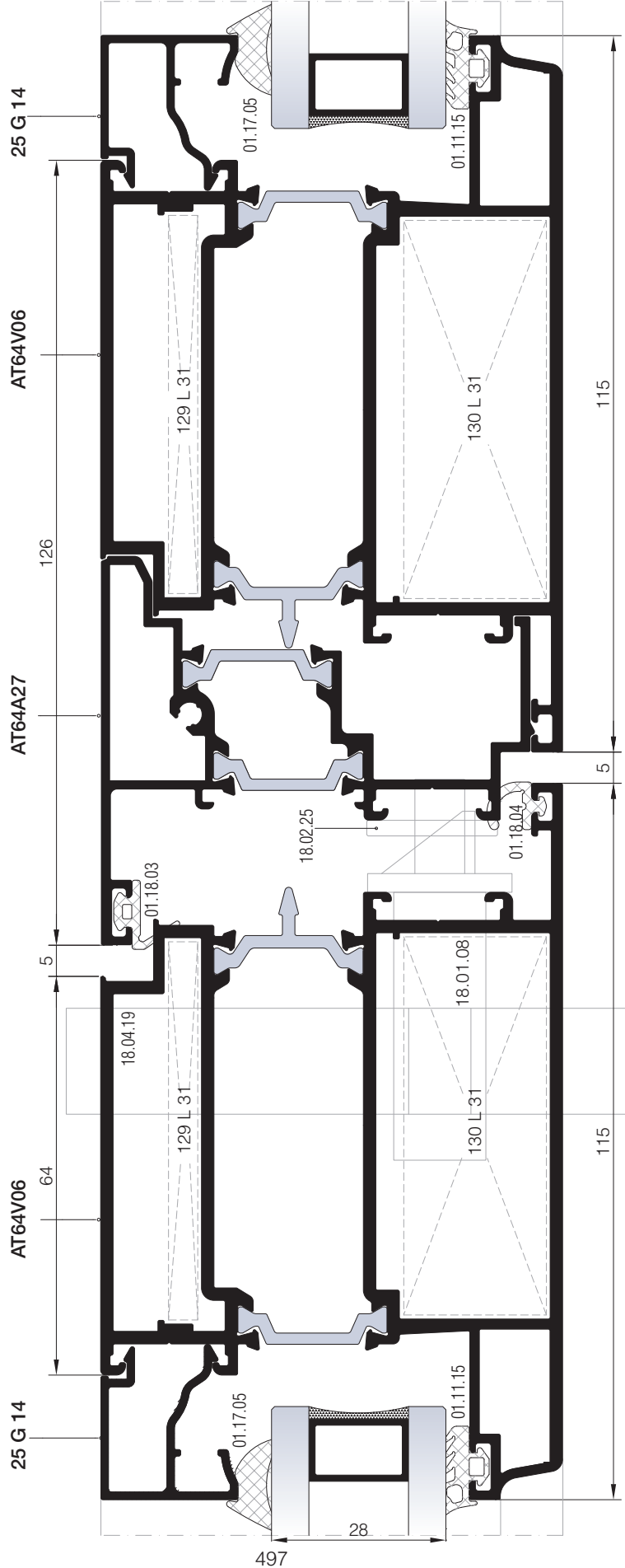
12



18 DETAYI
DETAIL



DIŐA AÇILIM BİNİLİ KAPI DETAYLARI
OUTWARD OPENING DOOR DETAILS



01

02

03

04

05

06

07

08

09

10

11

12

DIŐA AÇILIM ADAPTÖRLÜ KAPI DETAYLARI
OUTWARD OPENING DOOR DETAILS

01

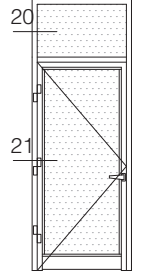
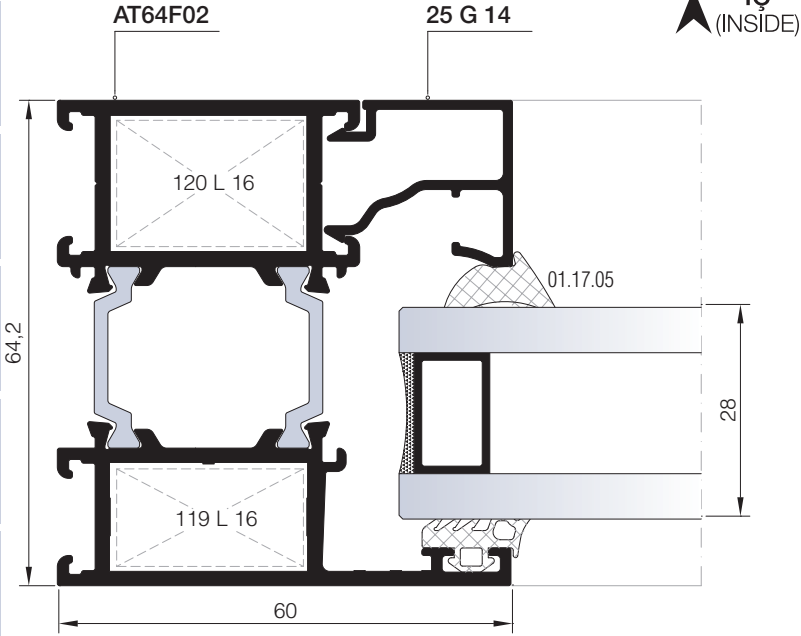
02

03

04

05

06



07

20 DETAYI
DETAIL

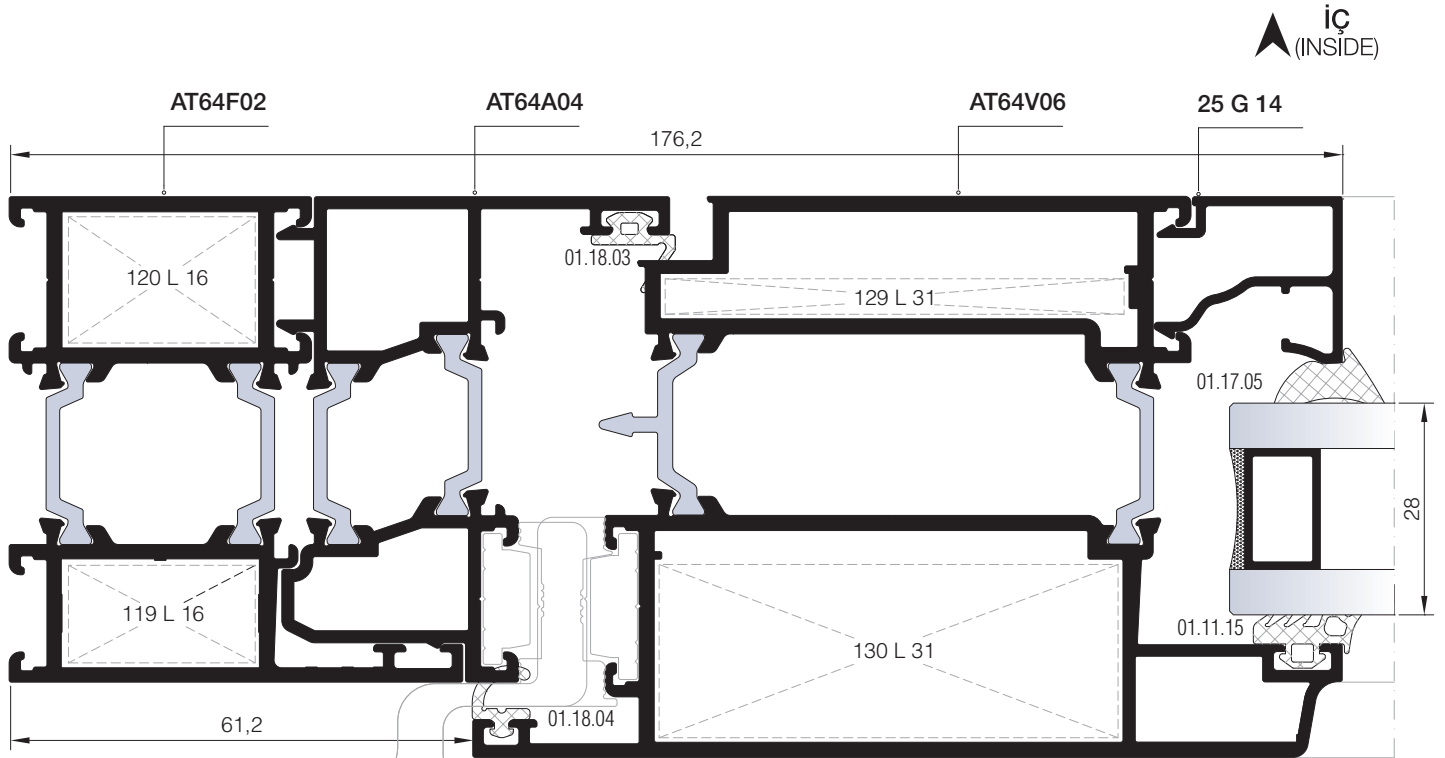
08

09

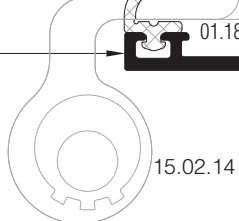
10

11

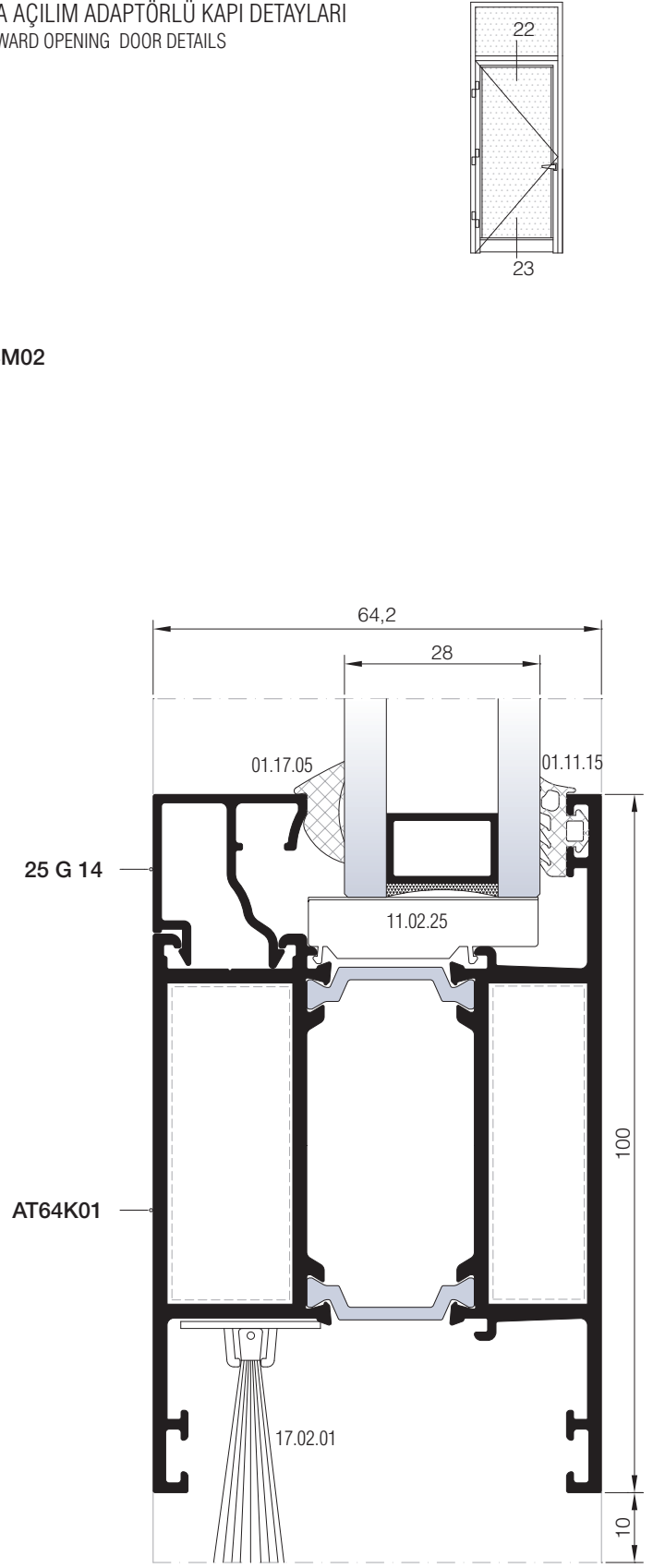
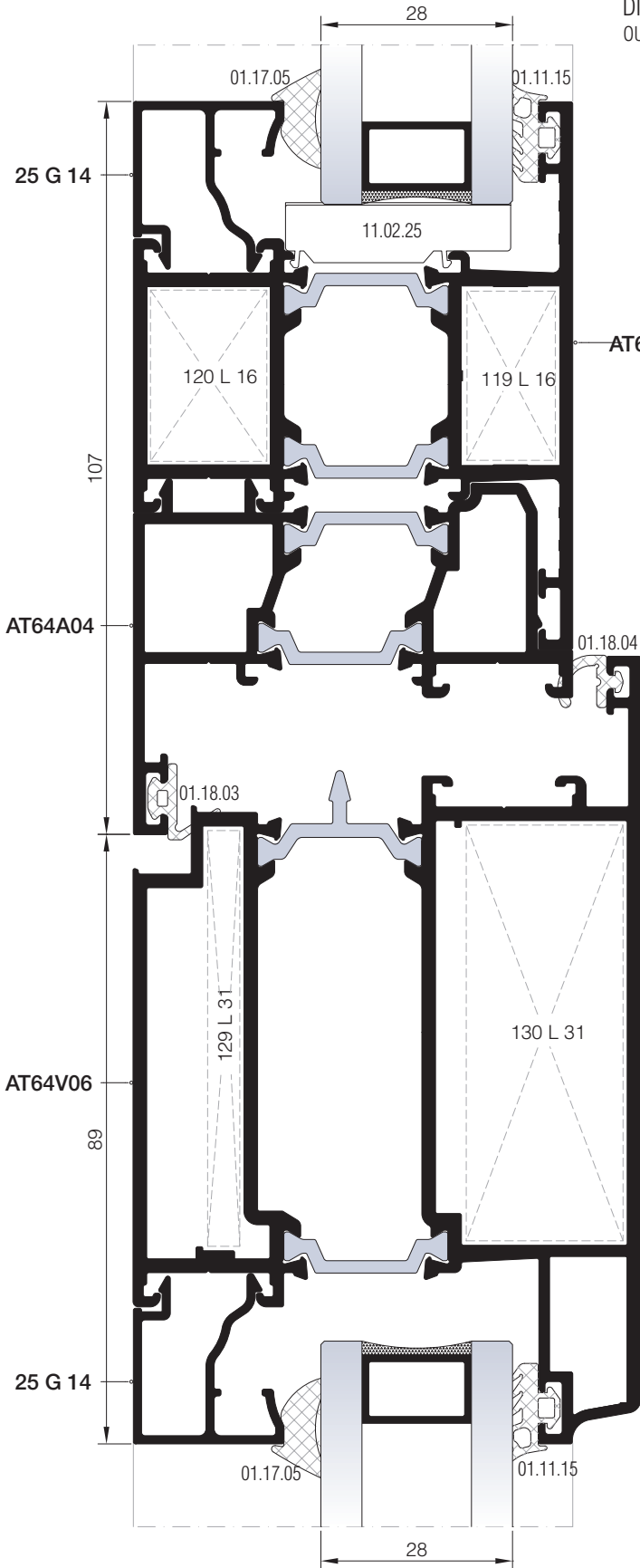
12



21 DETAYI
DETAIL



DIŐA AÇILIM ADAPTÖRLÜ KAPI DETAYLARI
OUTWARD OPENING DOOR DETAILS



- 01
- 02
- 03
- 04
- 05
- 06
- 07
- 08
- 09
- 10
- 11
- 12

01

02

03

04

05

06

07

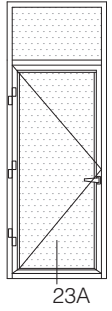
08

09

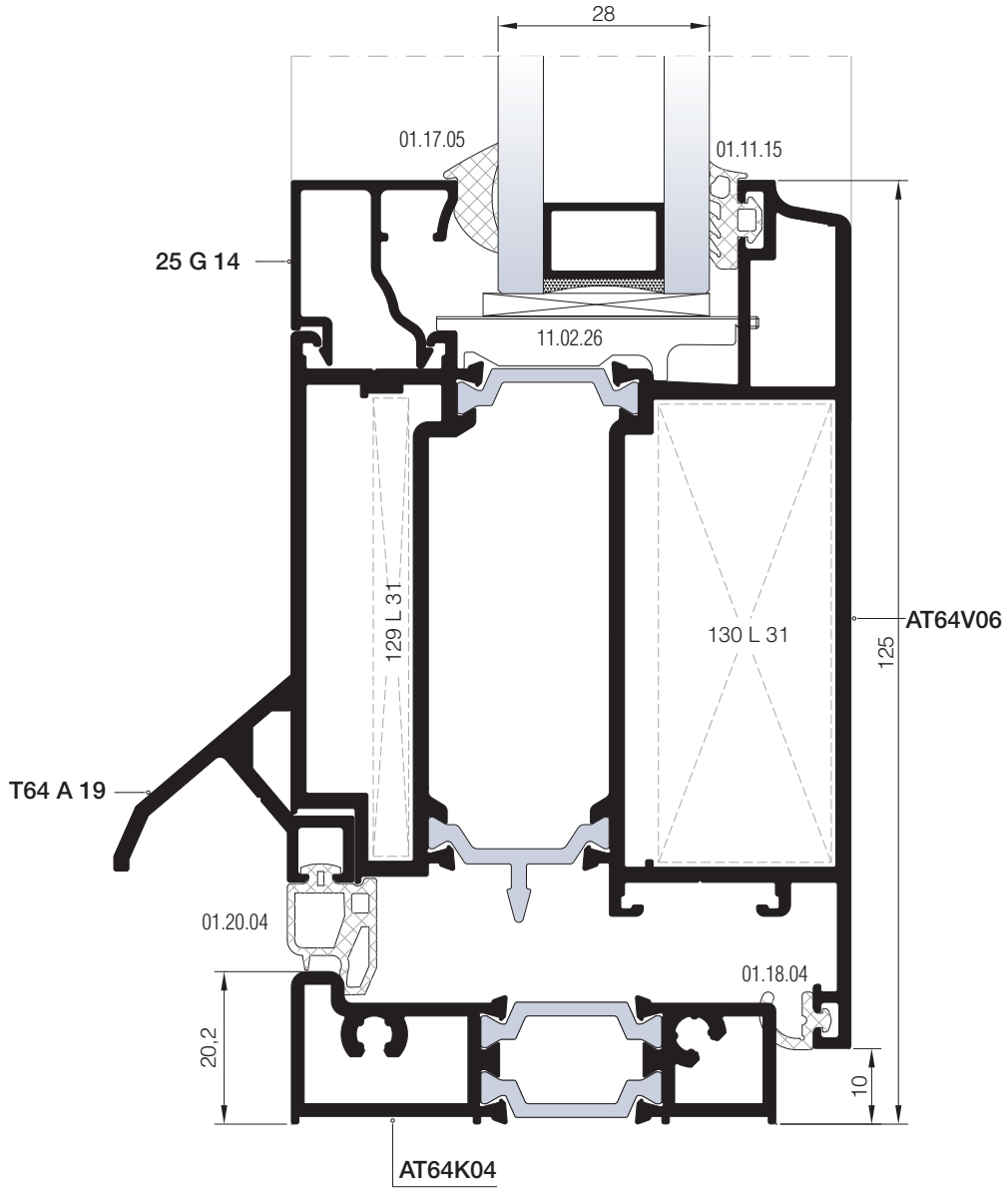
10

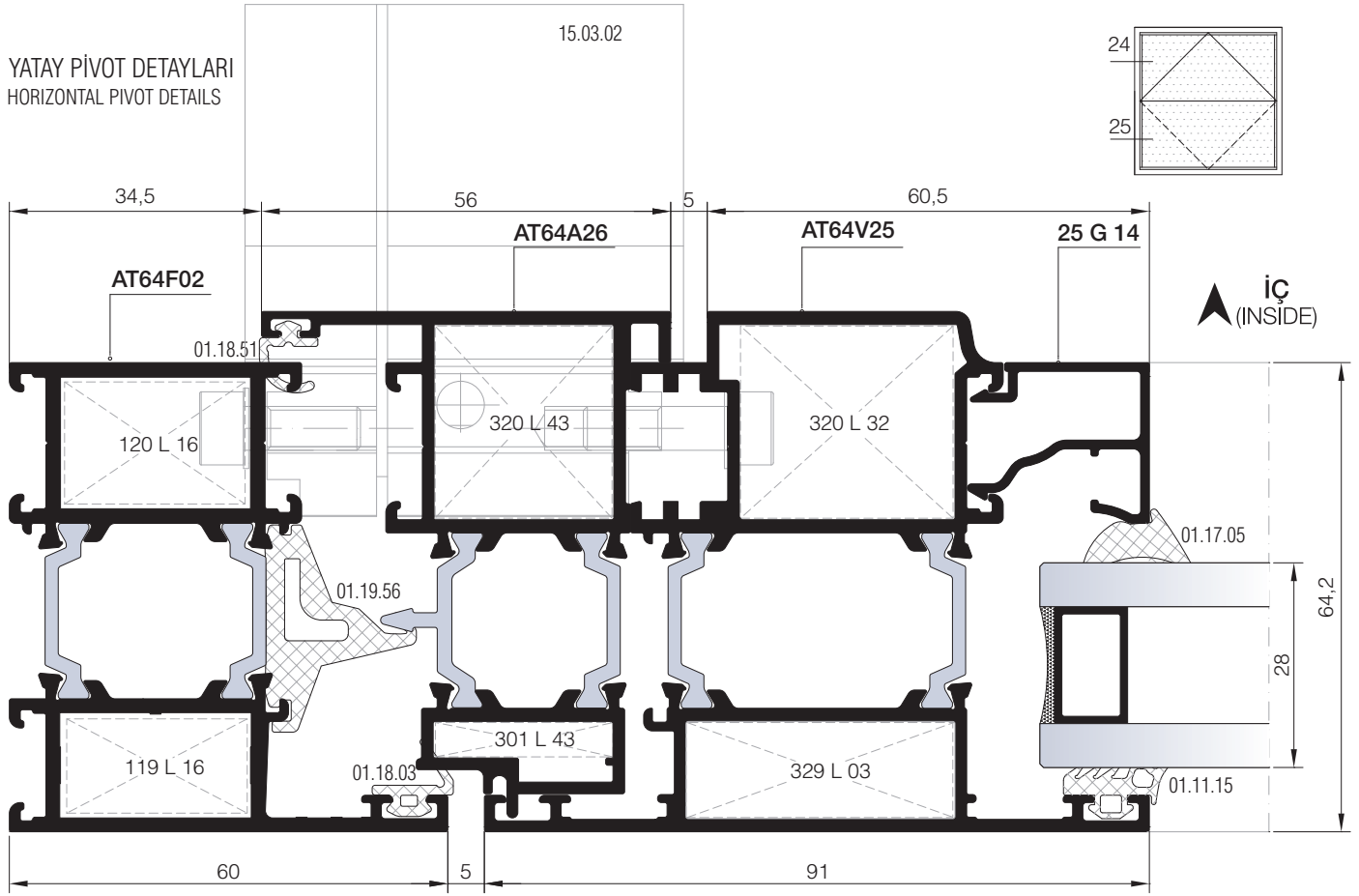
11

12

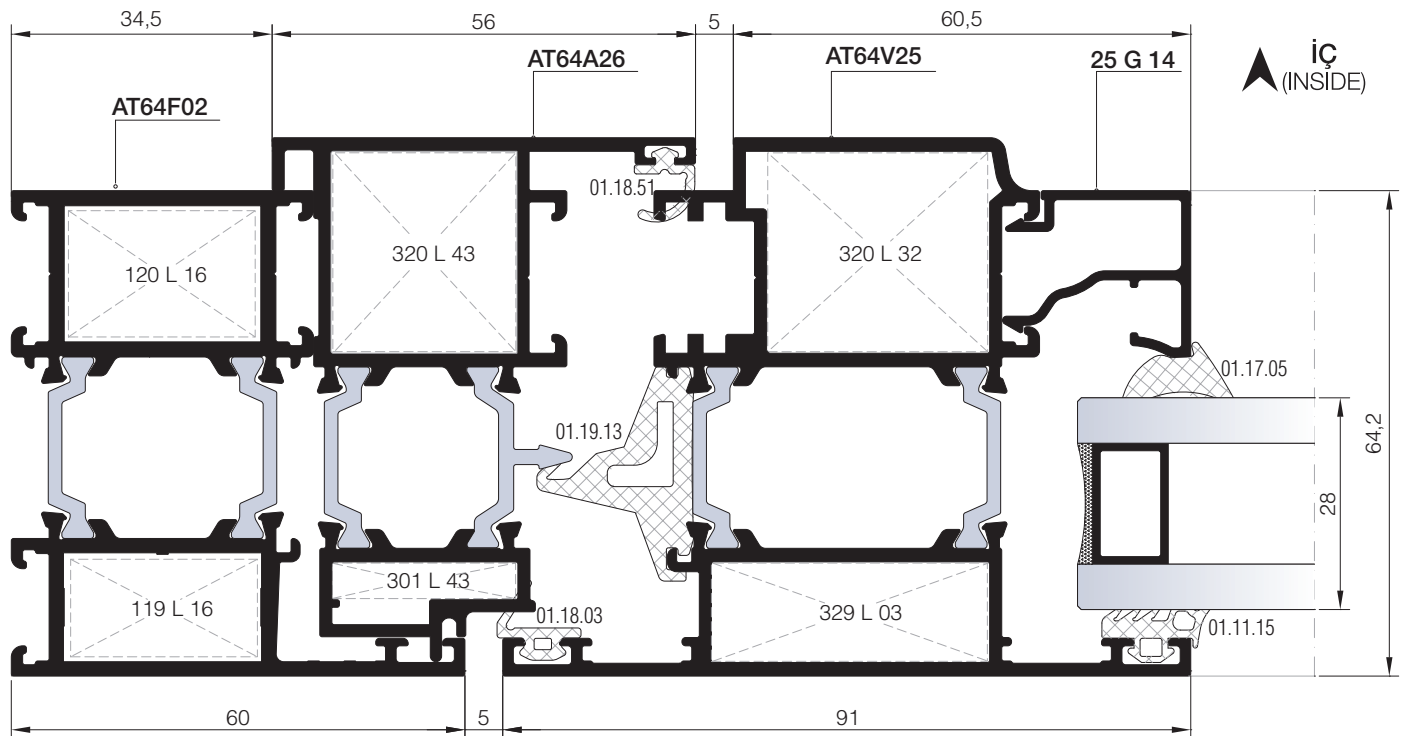


23A





24 DETAYI
DETAIL



25 DETAYI
DETAIL

01

02

03

04

05

06

07

08

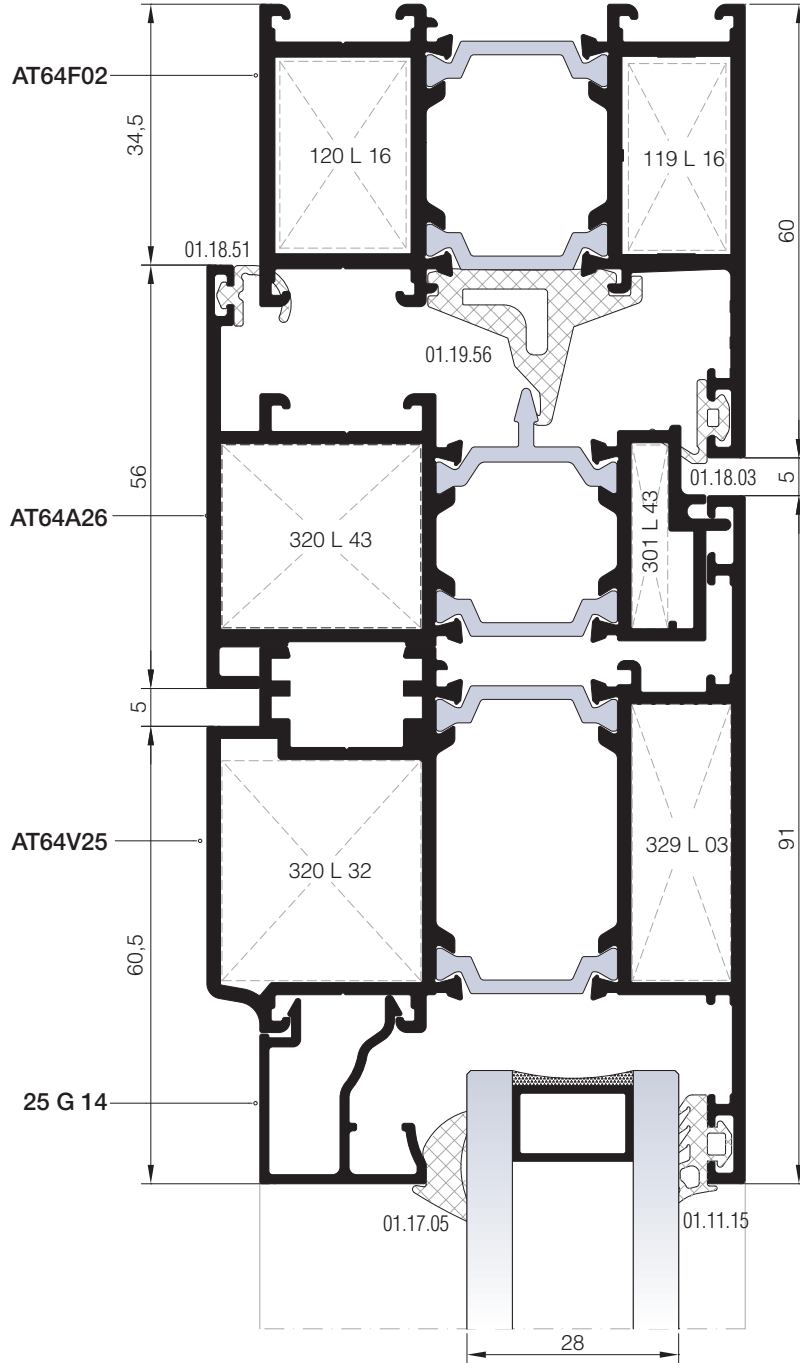
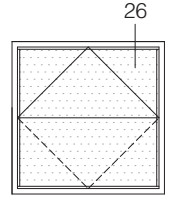
09

10

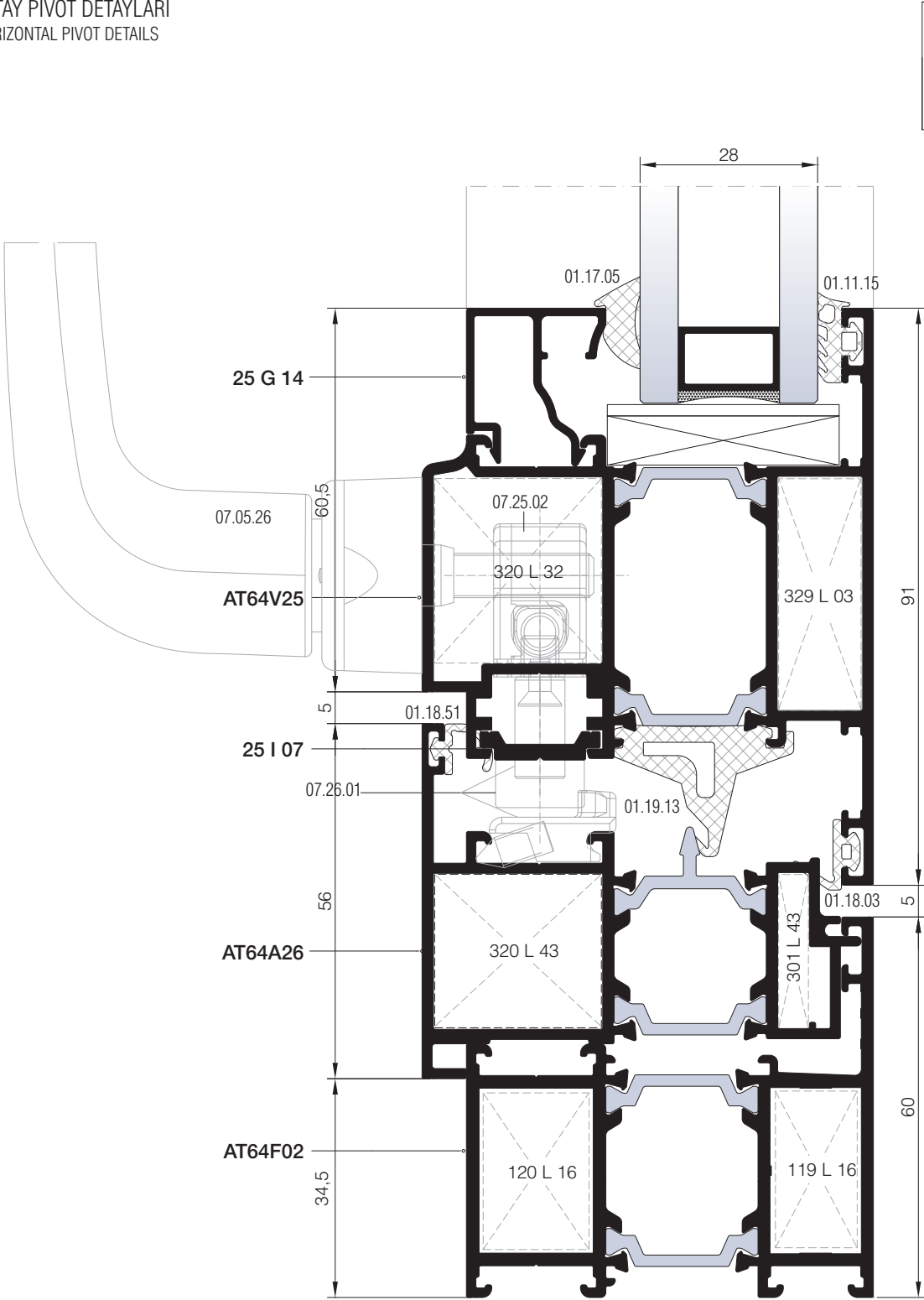
11

12

YATAY PİVOT DETAYLARI
HORIZONTAL PIVOT DETAILS



YATAY PİVOT DETAYLARI
HORIZONTAL PIVOT DETAILS



01

02

03

04

05

06

07

08

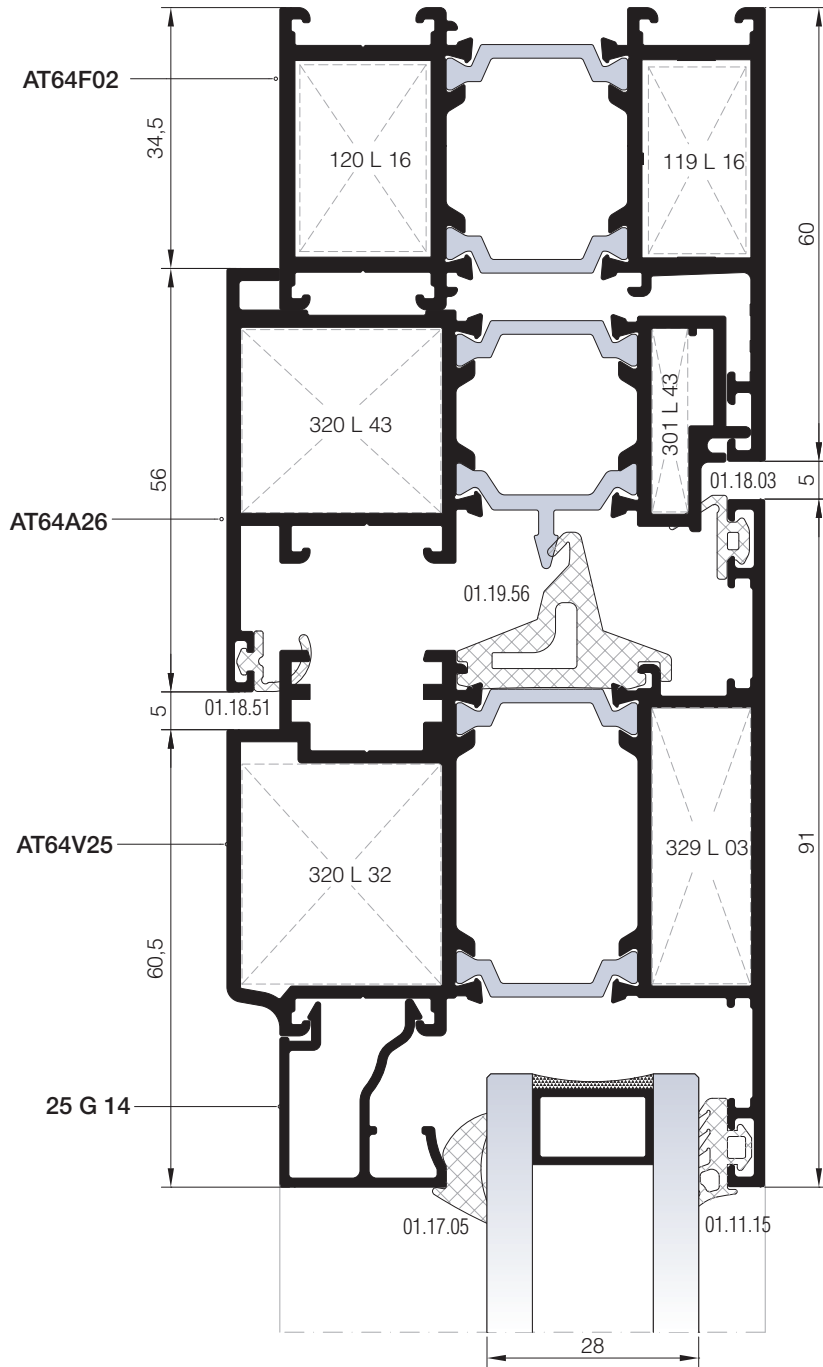
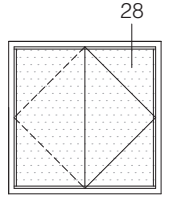
09

10

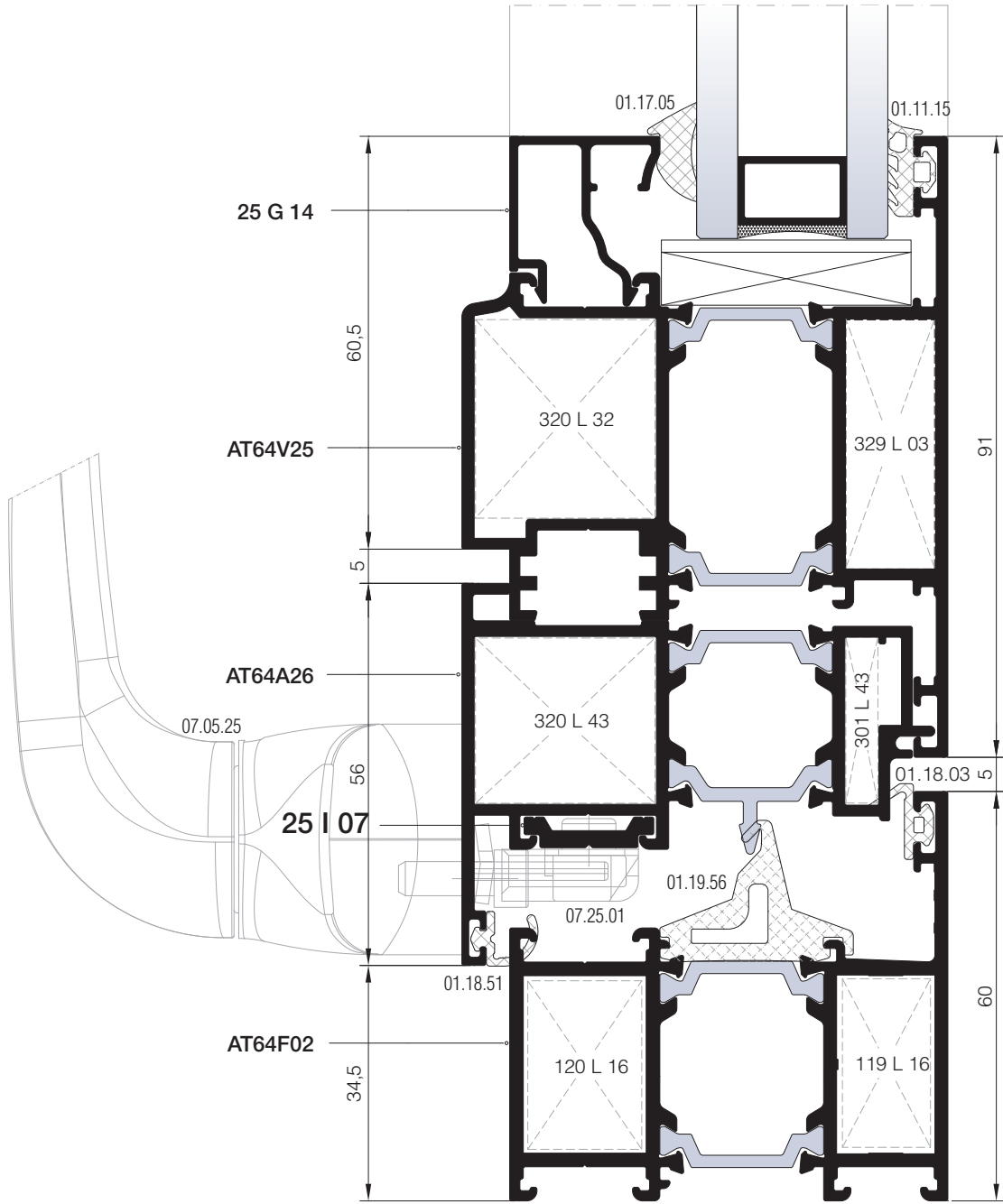
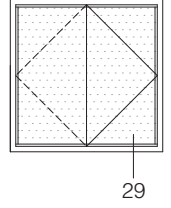
11

12

DİKEY PİVOT DETAYLARI
VERTICAL PIVOT DETAILS



DİKEY PİVOT DETAYLARI
VERTICAL PIVOT DETAILS



01

KATLANIR KAPI DETAYI
FOLDING DOOR DETAILS

02

03

04

05

06

07

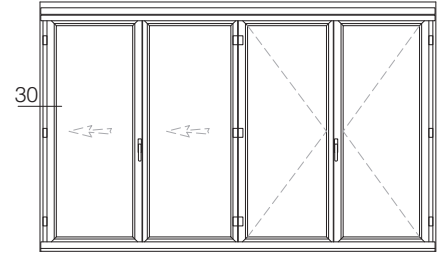
08

09

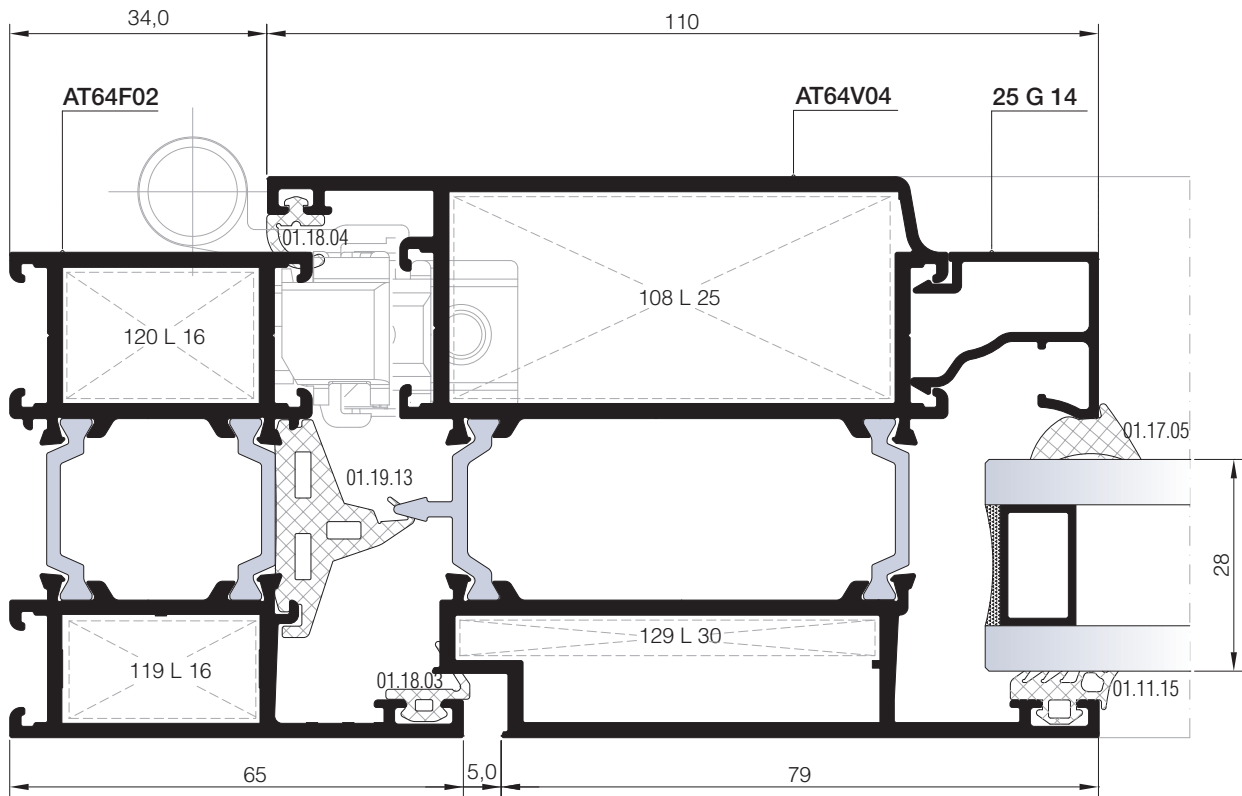
10

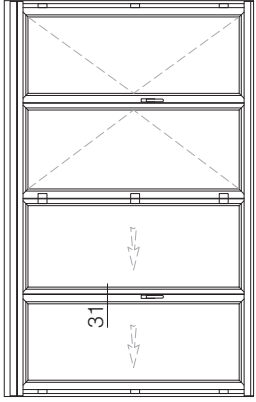
11

12

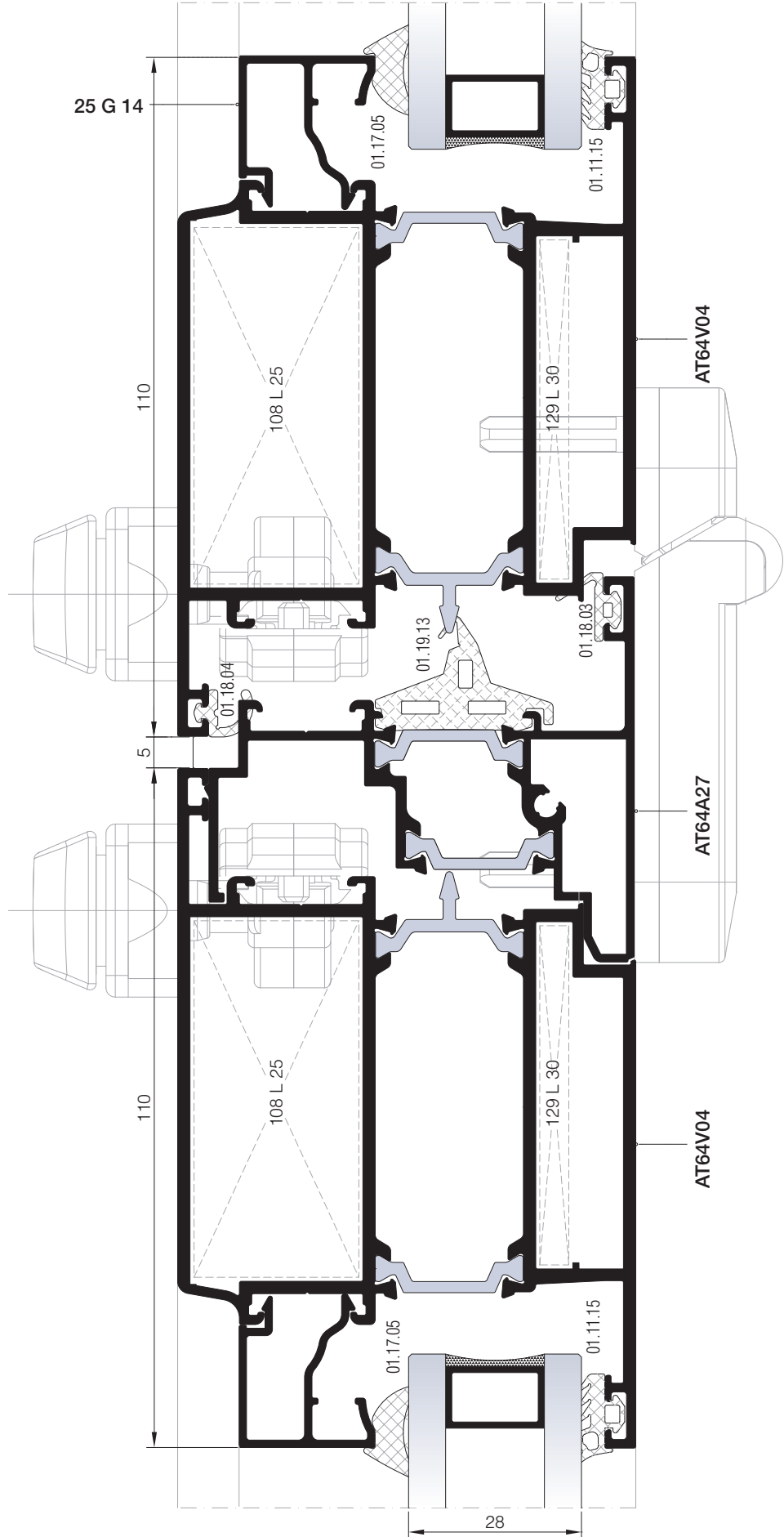


▲ iç
(INSIDE)





KATLANIR KAPI DETAYI
FOLDING DOOR DETAILS



01

02

03

04

05

06

07

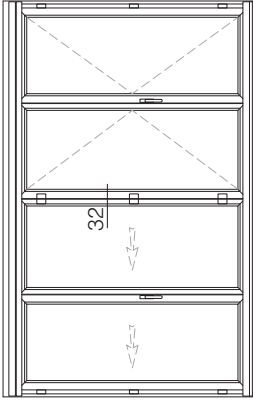
08

09

10

11

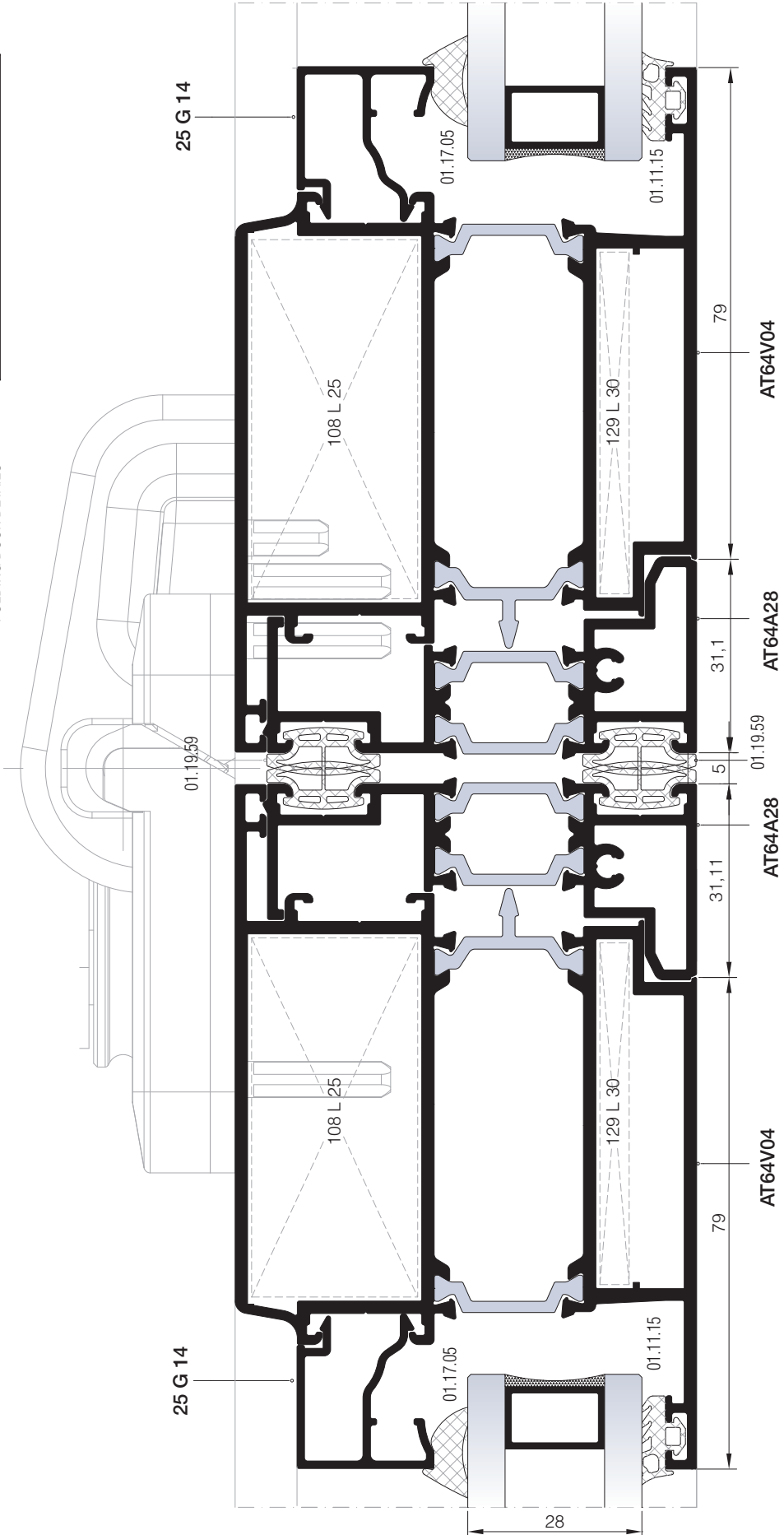
12

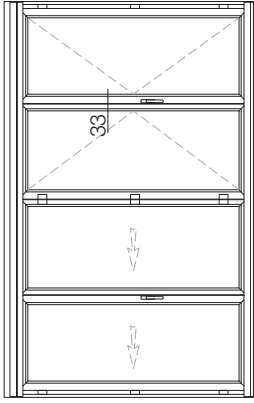


KATLANIR KAPI DETAYI
FOLDING DOOR DETAILS

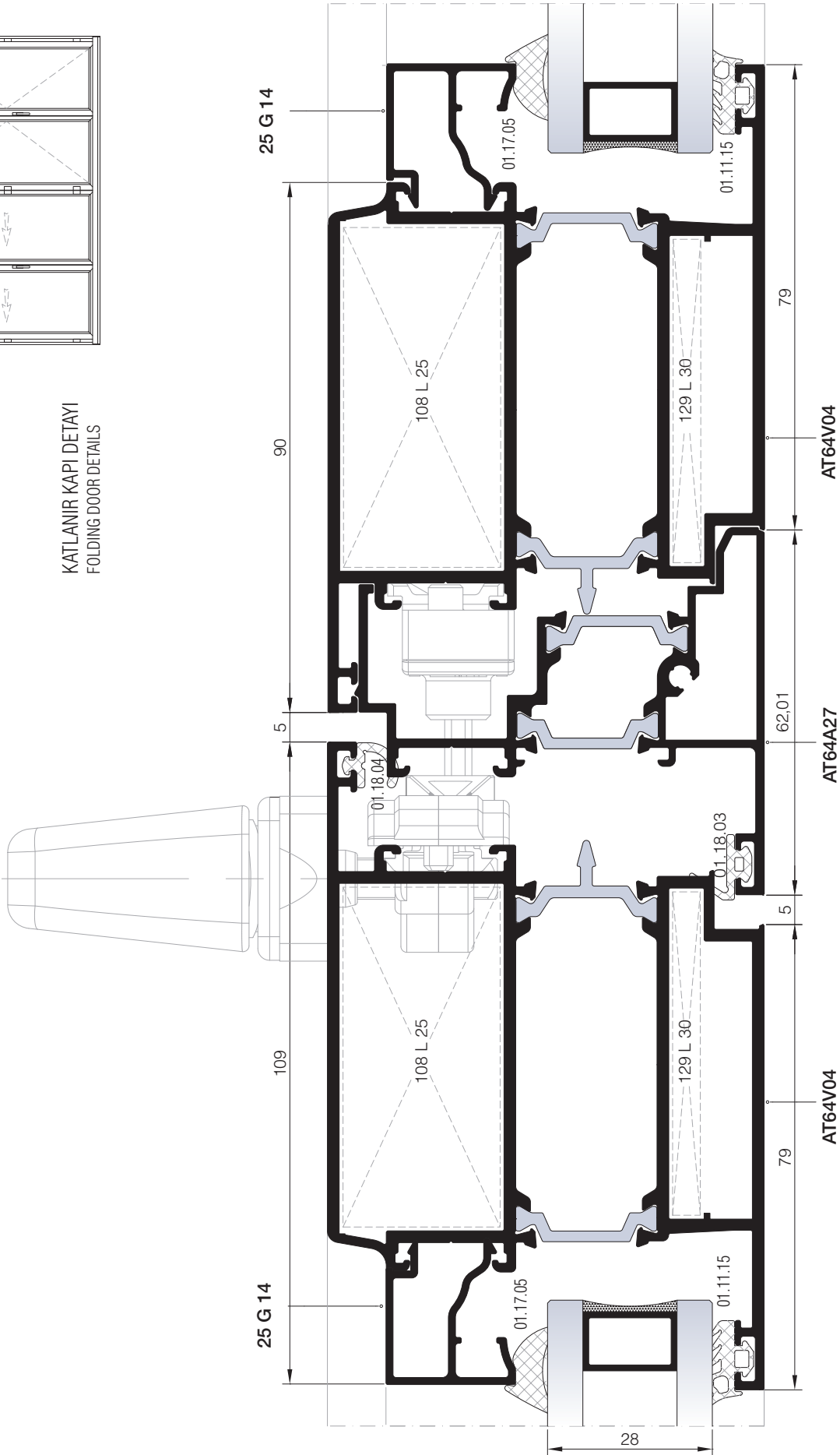


32 DETAYI
DETAIL





KATLANIR KAPI DETAYI
FOLDING DOOR DETAILS



01

KATLANIR KAPI DETAYI
FOLDING DOOR DETAILS

02

03

04

05

06

07

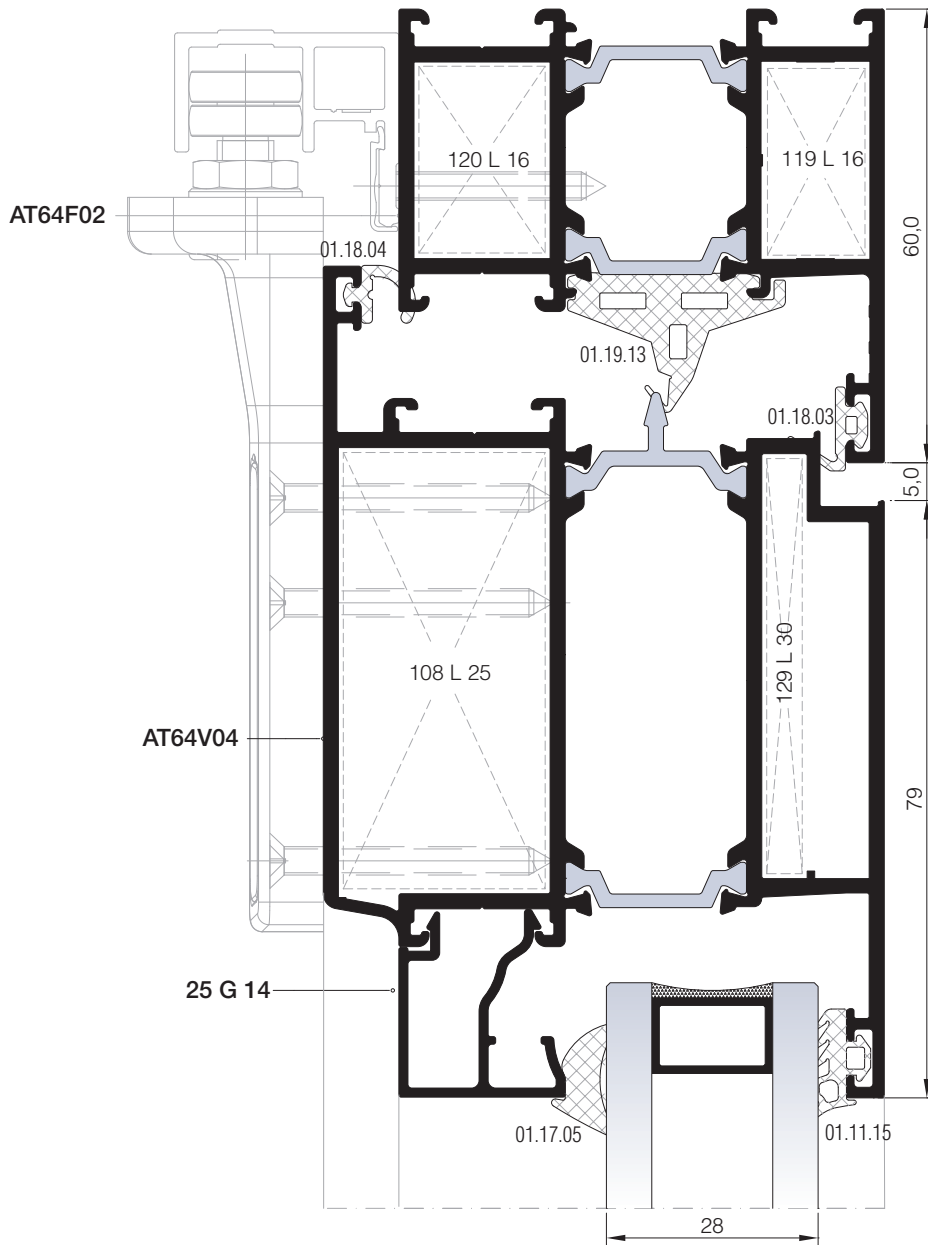
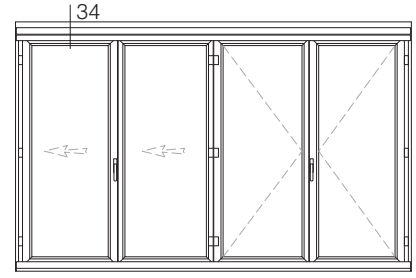
08

09

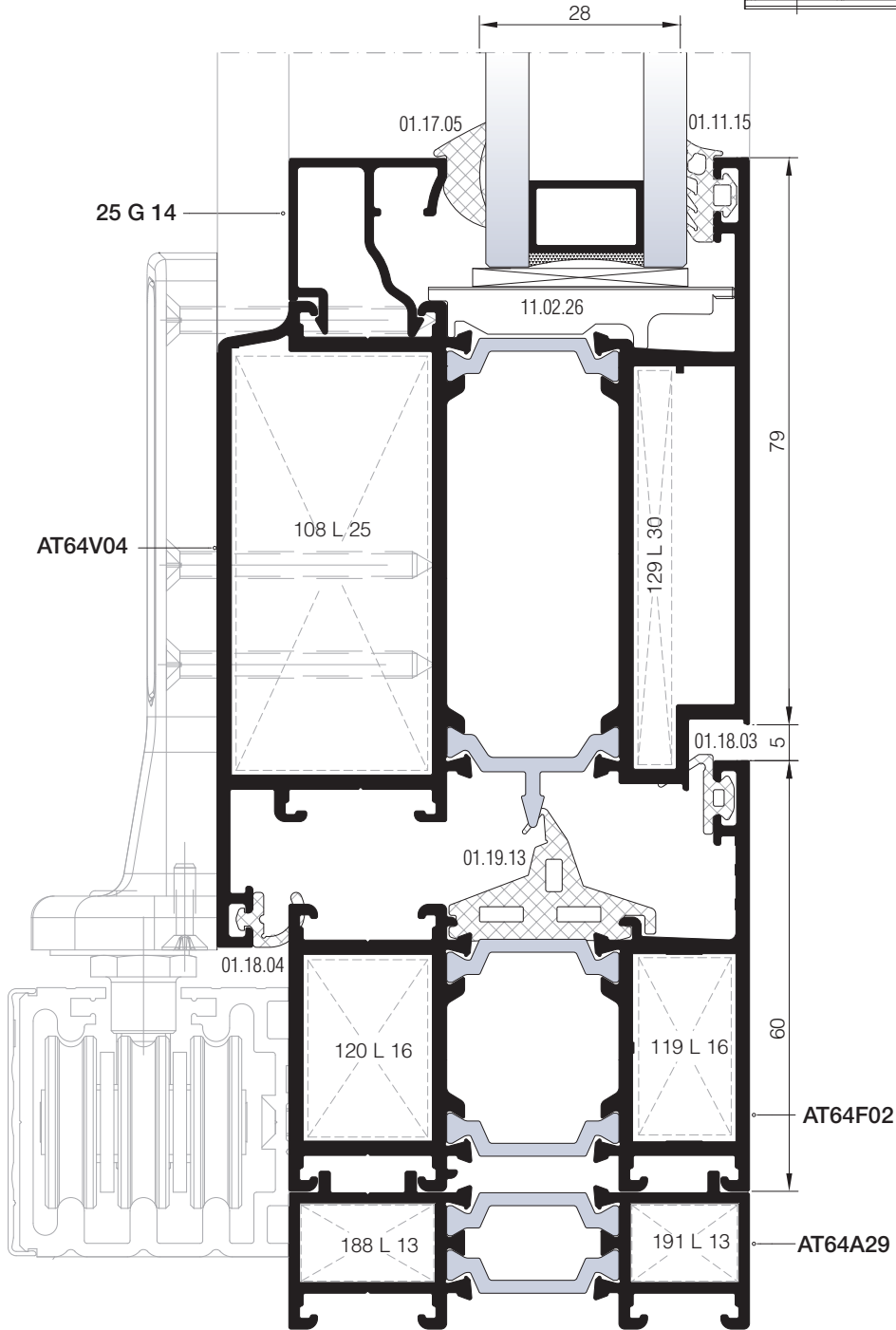
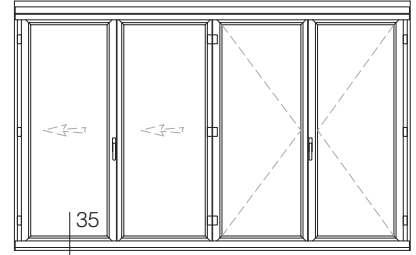
10

11

12



KATLANIR KAPI DETAYI
FOLDING DOOR DETAILS



01

02

03

04

05

06

07

08

09

10

11

12

MİMARİ KATALOG ARCHITECTURAL CATALOGUE

Alüminyum Kapı Pencere ve Giydirme Cephe Sistemleri
Aluminium Door Window and Facade Systems



Rescara Sistem Detayları
Rescara System Details

RWT64

AKSESUARLAR

ACCESSORIES

01

02

03

04

05

06

07


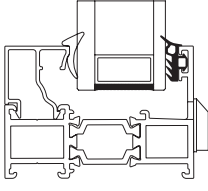

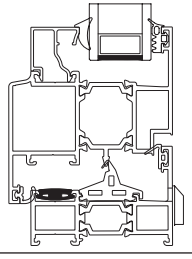

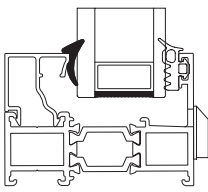

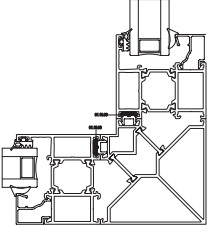

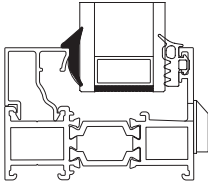

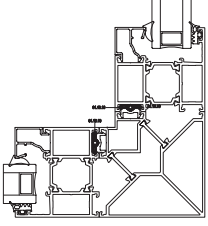

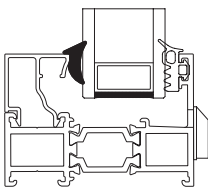

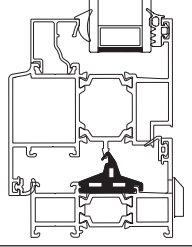

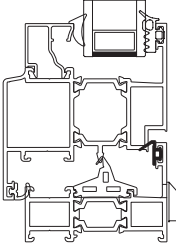

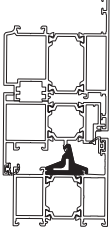

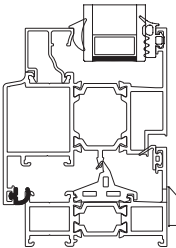

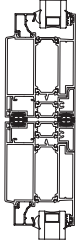

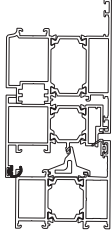

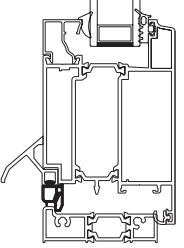
08

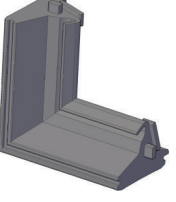
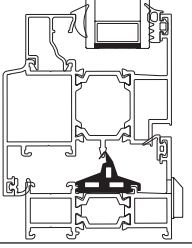
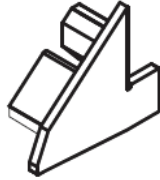
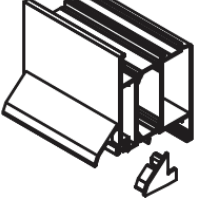

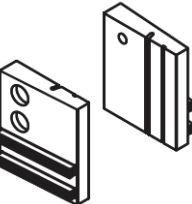
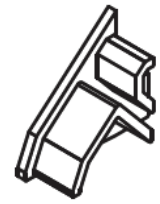
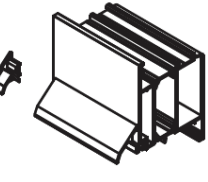
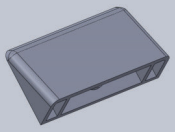
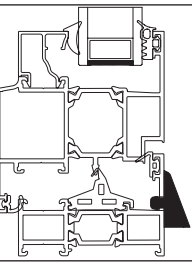
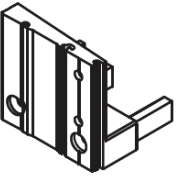
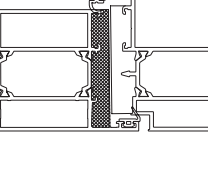
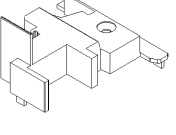
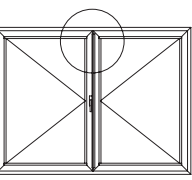
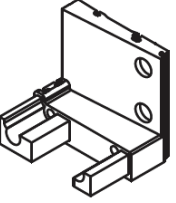
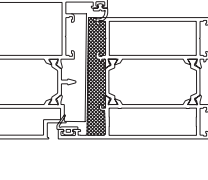
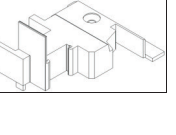
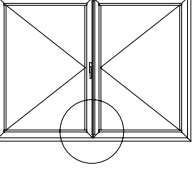
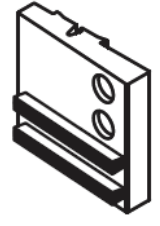
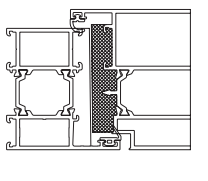
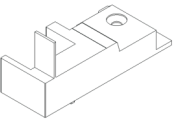
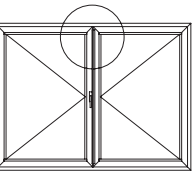

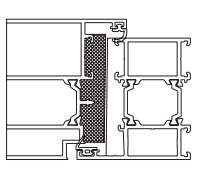
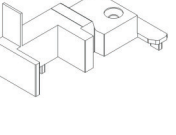
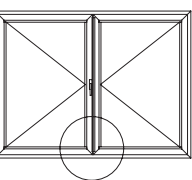
09


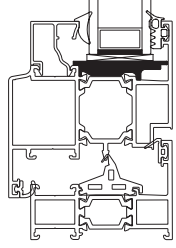

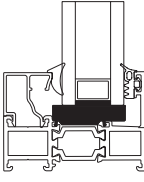
10

11

12

01		01.11.15 DIŞ CAM FİTİLİ 4 mm OUTSIDE GLAZING GASKET 4 mm			01.19.06 ÇITA KANAL FİTİLİ ADAPTER GASKET	
02		Malzeme / Material: EPDM Ağırlık / Weight: 72 gr/m Paket / Package: 208 m / 15 kg			Malzeme / Material: EPDM Ağırlık / Weight: 82 gr/m Paket / Package: 182 m / 15 kg	
03		01.17.03 İÇ CAM FİTİLİ 2,8 mm INSIDE GLAZING GASKET 2,8 mm			01.19.09 KÖŞE ADAPTÖR FİTİLİ CORNER ADAPTER GASKET	
04		Malzeme / Material: EPDM Ağırlık / Weight: 59 gr/m Paket / Package: 254 m / 15 kg			Malzeme / Material: EPDM Ağırlık / Weight: 34 gr/m Paket / Package: 441 m / 15 kg	
05		01.17.04 İÇ CAM FİTİLİ 3,6 mm INSIDE GLAZING GASKET 3,6 mm			01.19.10 KÖŞE ADAPTÖR FİTİLİ CORNER ADAPTER GASKET	
06		Malzeme / Material: EPDM Ağırlık / Weight: 71 gr/m Paket / Package: 210 m / 15 kg			Malzeme / Material: EPDM Ağırlık / Weight: 55 gr/m Paket / Package: 272 m / 15 kg	
07		01.17.05 İÇ CAM FİTİLİ 4,6 mm INSIDE GLAZING GASKET 4,6 mm			01.19.13 TOZLUK FİTİLİ CENTRAL GASKET	
08		Malzeme / Material: EPDM Ağırlık / Weight: 89 gr/m Paket / Package: 168 m / 15 kg			Malzeme / Material: EPDM Ağırlık / Weight: 240 gr/m Paket / Package: 62 m / 15 kg	
09		01.18.03 DIŞ BİNİ FİTİLİ OUTSIDE ACOUSTICAL GASKET			01.19.56 PİVOT İÇİN TOZLUK FİTİLİ CENTRAL GASKET FOR PIVOT	
10		Malzeme / Material: EPDM Ağırlık / Weight: 41 gr/m Paket / Package: 365 m / 15 kg			Malzeme / Material: EPDM Ağırlık / Weight: 256 gr/m Paket / Package: 60 m / 15 kg	
11		01.18.04 İÇ BİNİ FİTİLİ INSIDE ACOUSTICAL GASKET			01.19.59 KATLANIR ADAPTÖR FİTİLİ ADAPTER GASKET FOR FOLDING	
12		Malzeme / Material: EPDM Ağırlık / Weight: 42 gr/m Paket / Package: 357 m / 15 kg			Malzeme / Material: EPDM Ağırlık / Weight: 84 gr/m Paket / Package: 178 m / 15 kg	
		01.18.51 PİVOT İÇİN İÇ BİNİ FİTİLİ INSIDE ACOUSTICAL GASKET FOR PIVOT			01.20.04 EŞİK FİTİLİ THRESHOLD GASKET	
		Malzeme / Material: EPDM Ağırlık / Weight: 40 gr/m Paket / Package: 375 m / 15 kg			Malzeme / Material: EPDM Ağırlık / Weight: 104 gr/m Paket / Package: 144 m / 15 kg	

	03.11.01 KÖŞE ENJEKSİYON FİTİLİ CORNER GASKET Malzeme / Material: EPDM			04.10.16A DAMLALIK YAN KAPAĞI DROPPER SIDE CAP Malzeme / Material: PVC Renk / Colour: Siyah Black T64 A 19 İÇİN / FOR T64 A 19		01
	17.01.01 KİL FİTİL BRUSH Malzeme / Material : Polipropilen Polypropylen Paket / Package : 275 m			04.10.16B DAMLALIK YAN KAPAĞI DROPPER SIDE CAP Malzeme / Material: PVC Renk / Colour: Siyah Black T64 A 19 İÇİN / FOR T64 A 19		02
	04.02.07 TAHLİYE KAPAĞI DRAINAGE COVER Malzeme / Material: PVC Renk / Colour: Siyah-Beyaz-Gri Black-White-Grey			04.13.05A EŞİK YAN KAPAĞI (SOL) THRESHOLD SIDE CAP (LEFT) Malzeme / Material: PVC Renk / Colour: Siyah Black		03
	04.06.73 ADAPTÖR KAPAĞI ADAPTER CAP Malzeme / Material: PVC Renk / Colour: Siyah Black AT64A27 İÇİN / FOR AT64A27			04.13.05B EŞİK YAN KAPAĞI (SAĞ) THRESHOLD SIDE CAP (RIGHT) Malzeme / Material: PVC Renk / Colour: Siyah Black		04
	04.06.74 ADAPTÖR KAPAĞI ADAPTER CAP Malzeme / Material: PVC Renk / Colour: Siyah Black AT64A27 İÇİN / FOR AT64A27			04.13.06A KANAT YAN KAPAĞI(SOL) VENT SIDE CAP (LEFT) Malzeme / Material: PVC Renk / Colour: Siyah Black		05
	04.06.75 ADAPTÖR KAPAĞI ADAPTER CAP Malzeme / Material: PVC Renk / Colour: Siyah Black AT64A28 İÇİN / FOR AT64A28			04.13.06B KANAT YAN KAPAĞI(SAĞ) VENT SIDE CAP (RIGHT) Malzeme / Material: PVC Renk / Colour: Siyah Black		06
	04.06.76 ADAPTÖR KAPAĞI ADAPTER CAP Malzeme / Material: PVC Renk / Colour: Siyah Black AT64A28 İÇİN / FOR AT64A28					07

01		11.02.26 CAM TAKOZU (KANAT) GLASS SUPPORT (VENT) Malzeme / Material: PVC Renk / Colour: Siyah-Black				
02						
03		11.02.25 CAM TAKOZU (KASA) GLASS SUPPORT (FRAME) Malzeme / Material: PVC Renk / Colour: Siyah-Black				
04						
05						
06						
07						
08						
09						
10						
11						
12						

PENCERE MENTEŞELERİ / WINDOW HINGES



15.01.16

GIESSE PENCERE MENTEŞESİ
GIESSE HINGE FOR WINDOWS

Renk / Colour: Siyah-Beyaz-Gri-Eloksal
Black-White-Grey-Anodized

75 kg için 2 adet, 85 kg için 3 adet kullanılmalıdır. / Should be used 2 for 75 kg, 3 for 85 kg.
EN 1935:2002

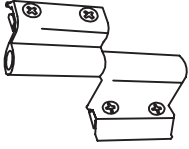


15.01.03

RESCARA PENCERE MENTEŞESİ
RESCARA HINGE FOR WINDOWS

Renk / Colour: Pres-Eloksal
Press-Anodized

75 kg için 2 adet, 85 kg için 3 adet kullanılmalıdır. / Should be used 2 for 75 kg, 3 for 85 kg.
EN 1935:2002

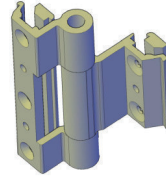


15.01.08

YERLİ PENCERE MENTEŞESİ
LOCAL HINGE FOR WINDOWS

Renk / Colour: Siyah-Beyaz-Gri-Eloksal
Black-White-Grey-Anodized

50 kg için 2 adet kullanılmalıdır. / Should be used 2 for 50 kg.
Max. kanat ölçüsü 900x1300. / Max. vent dimension 900x1300
TS EN 1935



15.01.12

YERLİ PENCERE MENTEŞESİ
LOCAL HINGE FOR WINDOWS

Renk / Colour: Siyah-Beyaz-Gri-Eloksal
Black-White-Grey-Anodized

TS EN 1935



15.01.17

GIESSE GİZLİ PENCERE MENTEŞESİ (SAĞ)
GIESSE HIDDEN HINGE FOR WINDOWS (RIGHT)

Malzeme / Material : Paslanmaz Çelik
Stainless Steel

100 kg için 2 adet kullanılmalıdır. / Should be used 2 for 100 kg.

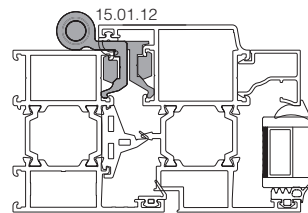
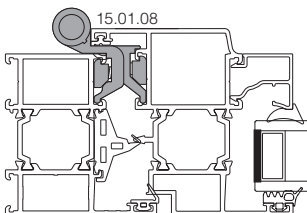
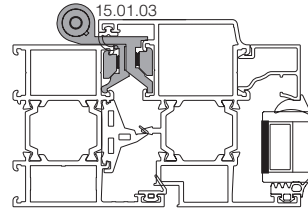
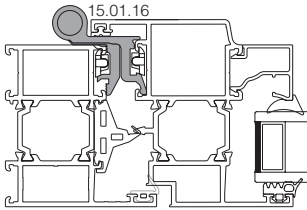


15.01.18

GIESSE GİZLİ PENCERE MENTEŞESİ (SOL)
GIESSE HIDDEN HINGE FOR WINDOWS (LEFT)

Malzeme / Material : Paslanmaz Çelik
Stainless Steel

100 kg için 2 adet kullanılmalıdır. / Should be used 2 for 100 kg.



Ölçek/Scale: 1/3

KAPI MENTEŞELERİ / DOOR HINGES



15.02.14

GIESSE KAPI MENTEŞESİ
GIESSE HINGE FOR DOORS

Renk / Colour: Siyah-Beyaz-Eloksal
Black-White-Anodized

100 kg için 2 adet, 120 kg için 3 adet kullanılmalıdır. / Should be used 2 for 100 kg, 3 for 120 kg.
EN 1935



15.02.09

YERLİ KAPI MENTEŞESİ
LOCAL HINGE FOR DOORS

Renk / Colour: Siyah-Beyaz-Gri-Eloksal
Black-White-Grey-Anodized

85 kg için 3 adet kullanılmalıdır. / Should be used 3 for 85 kg.
Max. kanat ölçüsü 900x2200. / Max. vent dimension 900x2200
TS EN 1935



15.02.20

RESCARA KAPI MENTEŞESİ
RESCARA HINGE FOR DOORS

Renk / Colour: Siyah-Beyaz-Gri-Pres-Eloksal
Black-White-Grey-Press-Anodized

120 kg için 2 adet kullanılmalıdır. / Should be used 2 for 120 kg.
TS EN 1935




15.02.21

RESCARA KAPI MENTEŞESİ
RESCARA HINGE FOR DOORS

Renk / Colour: Siyah-Beyaz-Gri-Pres-Eloksal
Black-White-Grey-Press-Anodized

160 kg için 2 adet kullanılmalıdır. / Should be used 2 for 160 kg.
TS EN 1935

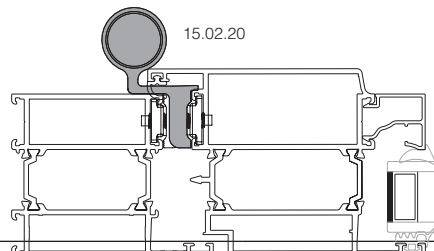
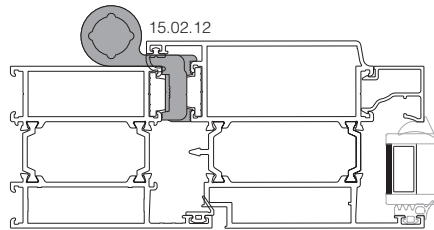
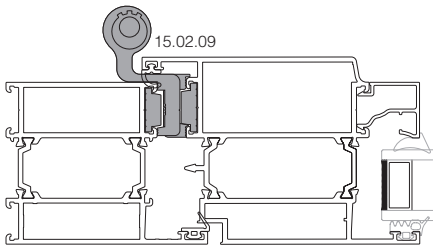


15.02.12

YERLİ KAPI MENTEŞESİ
LOCAL HINGE FOR DOORS

Renk / Colour: Siyah-Beyaz-Gri-Eloksal
Black-White-Grey-Anodized

100 kg için 3 adet kullanılmalıdır. / Should be used 3 for 100 kg.
Max. kanat ölçüsü 900x2300. / Max. vent dimension 900x2300.
TS EN 1935



Ölçek/Scale: 1/3

KAPI MENTEŞELERİ / DOOR HINGES



15.02.16

GIESSE KAPI MENTEŞESİ
GIESSE DOMINA HINGE FOR DOORS

Renk / Colour: Siyah-Beyaz-Eloksalli-Ham
Black-White-Anodized-Raw

160 kg için 2 adet, 180 kg için 3 adet kullanılmalıdır.
Should be used 2 for 160 kg, 3 for 180 kg.
EN 1935




15.02.17

GIESSE KAPI MENTEŞESİ
GIESSE DOMINA HINGE FOR DOORS

Renk / Colour: Siyah-Beyaz-Eloksalli-Ham
Black-White-Anodized-Raw

160 kg için 2 adet, 180 kg için 3 adet kullanılmalıdır.
Should be used 2 for 160 kg, 3 for 180 kg.
TS EN 1935

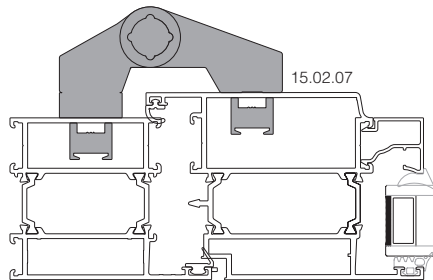
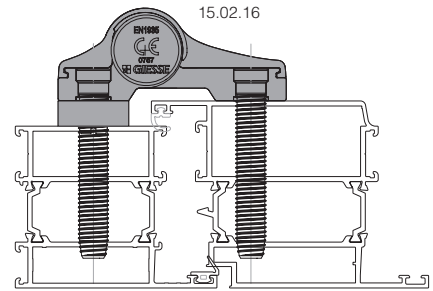
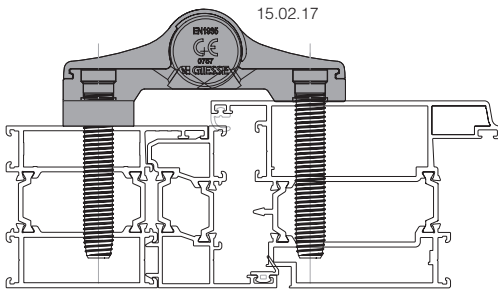


15.02.07

YERLİ KAPI MENTEŞESİ
LOCAL HINGE FOR DOORS

Renk / Colour: Siyah-Beyaz-Gri-Eloksal
Black-White-Grey-Anodized

100 kg için 2 adet kullanılmalıdır. / Should be used 2 for 100 kg.
Max. kanat ölçüsü 900x2200. / Max. vent dimension 900x2200
EN 1935



Ölçek/Scale: 1/3

ÇİFT EKSEN MEKANİZMALARI / TILT & TURN MECHANISM



GIESSE FUTURA ÇİFT AÇILIM SETİ 80 kg
GIESSE FUTURA TILT & TURN MECHANISM 80 kg

Renk / Colour: Siyah-Beyaz-Gri
Black-White-Grey

KANAT GENİŞLİĞİ SASH WIDTH	KANAT YÜKSEKLİĞİ SASH HEIGHT	KANAT AĞIRLIĞI SASH WEIGHT	GIESSE ÇİFT AÇILIM SETİ GIESSE TILT & TURN MECHANISM	ÇİFT AÇILIM SETİ TILT & TURN MECHANISM
410- 569 mm	600-1200 mm	80 kg	07.06.62	Çift Açılım Seti Tip 1 Tilt & Turn Mechanism
410- 569 mm	1201-2500 mm	80 kg	07.06.63	Çift Açılım Seti Tip 1 + Arka Kilitleme Tilt & Turn Mechanism Style 1 + Additional Tilt & Turn (Back)
570-1000 mm	600-1200 mm	80 kg	07.06.64	Çift Açılım Seti Tip 2 Tilt & Turn Mechanism Style 2
570-1000 mm	1201-2500 mm	80 kg	07.06.65	Çift Açılım Seti Tip 2 + Arka Kilitleme Tilt & Turn Mechanism Style 2+ Additional Tilt & Turn (Back)
1001-1700 mm	600-1200 mm	80 kg	07.06.66	Çift Açılım Seti Tip 2 + Alt Kilitleme + İlave Makas Tilt & Turn Mechanism Style 2 + Additional Tilt & Turn (Down) + Additional Arm
1001-1700 mm	1201-2500 mm	80 kg	07.06.67	Çift Açılım Seti Tip 2 + Alt Kilitleme + Arka Kilitleme + İlave Makas Tilt & Turn Mechanism Style 2 + Additional Tilt & Turn (Down) + Additional Tilt & Turn (Back) + Additional Arm

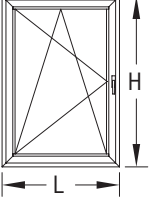

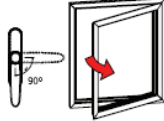
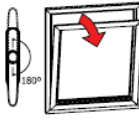





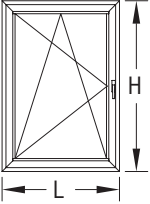
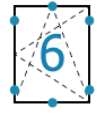
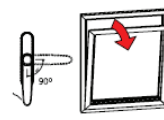
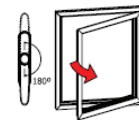



GIESSE GİZLİ MENTEŞE ÇİFT AÇILIM SETİ 100 kg
GIESSE HIDDEN HINGE TILT & TURN MECHANISM 100 kg

Renk / Colour: Siyah-Beyaz-Gri
Black-White-Grey

KANAT GENİŞLİĞİ SASH WIDTH	KANAT YÜKSEKLİĞİ SASH HEIGHT	KANAT AĞIRLIĞI SASH WEIGHT	GIESSE ÇİFT AÇILIM SETİ GIESSE TILT & TURN MECHANISM	GIESSE GİZLİ MENTEŞE ÇİFT AÇILIM SETİ GIESSE HIDDEN HINGE TILT & TURN MECHANISM
600-1000 mm	600-1200 mm	100 kg	07.06.81	Gizli Menteşe Çift Açılım Seti Sağ Hidden Hinge Tilt & Turn Mechanism Right
600-1000 mm	600-1200 mm	100 kg	07.06.82	Gizli Menteşe Çift Açılım Seti Sol Hidden Hinge Tilt & Turn Mechanism Left
600-1000 mm	1201-2500 mm	100 kg	07.06.83	Gizli Menteşe Çift Açılım Seti Sağ + İlave Kilit Hidden Hinge Tilt & Turn Mechanism Right + Additional Locking
600-1000 mm	1201-2500 mm	100 kg	07.06.84	Gizli Menteşe Çift Açılım Seti Sol + İlave Kilit Hidden Hinge Tilt & Turn Mechanism Left + Additional Locking
1001-1700 mm	600-1200 mm	100 kg	07.06.85	Gizli Menteşe Çift Açılım Seti Sağ + İlave Kilit Hidden Hinge Tilt & Turn Mechanism Right + Additional Locking
1001-1700 mm	600-1200 mm	100 kg	07.06.86	Gizli Menteşe Çift Açılım Seti Sol + İlave Kilit Hidden Hinge Tilt & Turn Mechanism Left + Additional Locking
1001-1700 mm	1201-2500 mm	100 kg	07.06.87	Gizli Menteşe Çift Açılım Seti Sağ + İlave Kilit (2 Adet) Hidden Hinge Tilt & Turn Mechanism Right + Additional Locking (2 Unit)
1001-1700 mm	1201-2500 mm	100 kg	07.06.88	Gizli Menteşe Çift Açılım Seti Sol + İlave Kilit (2 Adet) Hidden Hinge Tilt & Turn Mechanism Left + Additional Locking (2 Unit)

ÇİFT EKSEN MEKANİZMALARI / TILT & TURN MECHANISM

	<p>RESCARA ÇİFT AÇILIM SETİ 130 kg RESCARA TILT & TURN MECHANISM 130 kg</p> <p>Renk / Colour: Siyah-Beyaz-Gri Black-White-Grey</p>					
						
<p>KANAT GENİŞLİĞİ SASH WIDTH L (mt)</p>	<p>KANAT YÜKSEKLİĞİ SASH HEIGHT H (mt)</p>	<p>KANAT AĞIRLIĞI SASH WEIGHT KG</p>	<p>MEKANİZMA MECHANISM</p>	<p>MAKAS ARM</p>	<p>İLAVE KİLİTLEME ADDITIONAL LOCKING</p>	<p>İLAVE MAKAS ADDITIONAL ARM</p>
563-1000 mm	600-1200 mm	130 kg	07.06.79	07.06.80	----	----
563-1000 mm	1200-2500 mm	130 kg	07.06.79	07.06.80	07.06.76	----
1000-1700 mm	600-1200 mm	130 kg	07.06.79	07.06.80	07.06.76	07.06.77
1000-1700 mm	1200-2500 mm	130 kg	07.06.79	07.06.80	07.06.76 (2 Adet)	07.06.77

	<p>RESCARA AKILLI ÇİFT AÇILIM SETİ 130 kg RESCARA TBT TILT & TURN MECHANISM 130 kg</p> <p>Renk / Colour: Siyah-Beyaz-Gri Black-White-Grey</p> <p>KOL ANAHTARLIDIR / HANDLE WITH KEYLOCK</p>					
						
<p>KANAT GENİŞLİĞİ SASH WIDTH L (mt)</p>	<p>KANAT YÜKSEKLİĞİ SASH HEIGHT H (mt)</p>	<p>KANAT AĞIRLIĞI SASH WEIGHT KG</p>	<p>MEKANİZMA MECHANISM</p>	<p>MAKAS ARM</p>	<p>İLAVE KİLİTLEME ADDITIONAL LOCKING</p>	<p>İLAVE MAKAS ADDITIONAL ARM</p>
563-1000 mm	600-1200 mm	130 kg	07.06.74 (TBT)	07.06.75 (TBT)	----	----
563-1000 mm	1200-2500 mm	130 kg	07.06.74 (TBT)	07.06.75 (TBT)	07.06.76	----
1000-1700 mm	600-1200 mm	130 kg	07.06.74 (TBT)	07.06.75 (TBT)	----	07.06.77
1000-1700 mm	1200-2500 mm	130 kg	07.06.74 (TBT)	07.06.75 (TBT)	07.06.76	07.06.77

PVC KANAL İÇİN AÇILIM SETLERİ / OPENING SETS FOR PVC CHANNEL



07.05.41

RESCARA AKUSTİK PENCERE KOLU
RESCARA ACOUSTIC HANDLE

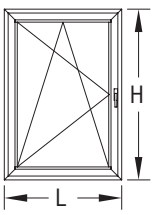
Renk / Colour: Siyah-Beyaz-Gri
Black-White-Silver



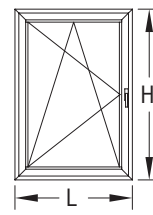
07.05.42

RESCARA AKUSTİK PENCERE KOLU
RESCARA ACOUSTIC HANDLE

Renk / Colour: Siyah-Beyaz-Gri
Black-White-Silver



PVC KANALLI ÇİFT AÇILIM SETİ 80 kg
TILT & TURN MECHANISM FOR PVC CHANNEL 80 kg
Renk / Colour: Siyah-Beyaz-Gri
Black-White-Grey



PVC KANALLI TEK AÇILIM SETİ 80 kg
SIDE HUNG OPENING SET FOR PVC CHANNEL 80 kg
Renk / Colour: Siyah-Beyaz-Gri
Black-White-Grey



KANAT GENİŞLİĞİ SASH WIDTH L (mm)	KANAT YÜKSEKLİĞİ SASH HEIGHT H (mm)	KANAT AĞIRLIĞI SASH WEIGHT KG	SAĞ RIGHT	SOL LEFT
501-750 mm	951-1450 mm	80 kg	07.30.01	07.30.02
501-750 mm	1451-1950 mm	80 kg	07.30.05	07.30.06
501-750 mm	1951-2450 mm	80 kg	07.30.07	07.30.08
751-1000 mm	951-1450 mm	80 kg	07.30.09	07.30.10
751-1000 mm	1451-1950 mm	80 kg	07.30.13	07.30.14
751-1000 mm	1951-2450 mm	80 kg	07.30.15	07.30.16
1001-1200 mm	951-1450 mm	80 kg	07.30.17	07.30.18
1001-1200 mm	1451-1950 mm	80 kg	07.30.21	07.30.22
1001-1200 mm	1951-2450 mm	80 kg	07.30.23	07.30.24
1201-1450 mm	951-1450 mm	80 kg	07.30.25	07.30.26
1201-1450 mm	1451-1950 mm	80 kg	07.30.29	07.30.30
1201-1450 mm	1951-2450 mm	80 kg	07.30.31	07.30.32
1451-1600 mm	951-1450 mm	80 kg	07.30.33	07.30.34
1451-1600 mm	1451-1950 mm	80 kg	07.30.37	07.30.38
1451-1600 mm	1951-2450 mm	80 kg	07.30.39	07.30.40

KANAT GENİŞLİĞİ SASH WIDTH L (mm)	KANAT AĞIRLIĞI SASH WEIGHT KG	SAĞ RIGHT	SOL LEFT
501-600 mm	80 kg	07.27.01	07.27.02
601-800 mm	80 kg	07.27.03	07.27.04
801-900 mm	80 kg	07.27.05	07.27.06
901-1000 mm	80 kg	07.27.07	07.27.08
1001-1100 mm	80 kg	07.27.09	07.27.10
1101-1200 mm	80 kg	07.27.11	07.27.12
1201-1300 mm	80 kg	07.27.13	07.27.14
1301-1400 mm	80 kg	07.27.15	07.27.16
1401-1600 mm	80 kg	07.27.17	07.27.18
1601-1800 mm	80 kg	07.27.19	07.27.20
1801-2000 mm	80 kg	07.27.21	07.27.22
2000-2200 mm	80 kg	07.27.23	07.27.24

* KOL SETE DAHİL DEĞİLDİR.KOL SEÇENEKLERİ; 07.05.41 - 07.05.42
HANDLE IS NOT INCLUDED IN THE SET.HANDLE OPTIONS; 07.05.41 - 07.05.42

**PVC KANALLI TEK AÇILIM SETİ İÇİN KANAT GENİŞLİĞİ L<1000MM OLMALIDIR.
DAHA BÜYÜK ÖLÇÜLER İÇİN TEKNİK OFİS İLE İRTİBATA GEÇİLEBİLİR.

PERIMETRIC GROOVE (16MM) SIDE HUNG OPENING KIT FOR L<1000MM. FOR L>1000MM PLEASE CONTACT TECHNICAL OFFICE.

PENCERE KOLLARI / WINDOW HANDLES

01

02

03

04

05

06

07

08

09

10

11

12



07.05.25

GIESSE İSPANYOLET KOL (ÇİFT DİLLİ)
GIESSE HANDLE FOR WINDOWS (DOUBLE RAIL)

Renk / Colour: Siyah-Beyaz-Gri
Black-White-Grey

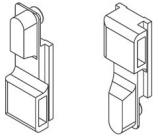
UNI CE EN ISO / IEC 17050



07.05.33

GIESSE ANAHTARLI İSPANYOLET KOL (ÇİFT DİLLİ)
GIESSE KEY HANDLE FOR WINDOWS (DOUBLE RAIL)

Renk / Colour: Siyah-Beyaz-Gri
Black-White-Grey



07.25.01

GIESSE TIJ BAĞLANTI PARÇASI
GIESSE CONNECTION ROD

Renk / Colour: Siyah / Black
Malzeme / Material: Polyamid - Polyamide

07.05.25, 07.05.33 ve 07.05.34 Kol için / For Handle 07.05.25, 07.05.33 and 07.05.34



07.05.34

GIESSE SÖKÜLEBİLİR KOL GÖVDESİ (ÇİFT DİLLİ)
GIESSE REMOVABLE HANDLE BODY (DOUBLE RAIL)

Renk / Colour: Siyah-Beyaz-Gri
Black-White-Grey



07.05.29

RESCARA GLOBAL ANAHTARLI PENCERE KOLU
(TEK DİLLİ)
RESCARA GLOBAL KEY HANDLE FOR WINDOWS (SINGLE RAIL)

Renk / Colour: Siyah-Beyaz-Gri
Black-White-Grey

EN 1670



07.05.35

GIESSE SÖKÜLEBİLİR KOL
GIESSE REMOVABLE HANDLE

Renk / Colour: Siyah
Black



07.13.07

RESCARA KOL BAĞLANTI PARÇASI
RESCARA CONNECTION PART FOR HANDLE

Malzeme / Material: Zamak
Zamak

07.05.29 Kol için / For Handle 07.05.29



07.05.30

RESCARA GLOBAL SÖKÜLEBİLİR KOL GÖVDESİ
RESCARA GLOBAL REMOVABLE HANDLE BODY (DOUBLE RAIL)

Renk / Colour: Siyah-Beyaz-Gri
Black-White-Grey

EN 1670



07.05.28

RESCARA GLOBAL PENCERE KOLU (TEK DİLLİ)
RESCARA GLOBAL HANDLE FOR WINDOWS (SINGLE RAIL)

Renk / Colour: Siyah-Beyaz-Gri
Black-White-Grey

EN 1670



07.05.31

RESCARA SÖKÜLEBİLİR KOL
RESCARA REMOVABLE HANDLE

Renk / Colour: Siyah
Black

EN 1670



07.05.32

RESCARA GLOBAL PENCERE KOLU (ÇİFT DİLLİ)
RESCARA GLOBAL HANDLE FOR WINDOWS (DOUBLE RAIL)

Renk / Colour: Siyah-Beyaz-Gri
Black-White-Grey

EN 1670, 13126-8





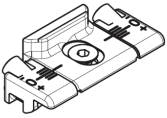
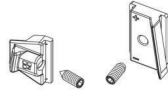
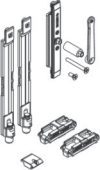






07.13.08

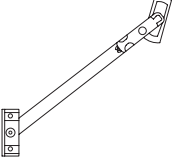
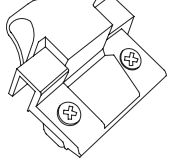




RESCARA KOL BAĞLANTI PARÇASI
RESCARA CONNECTION PART FOR HANDLE

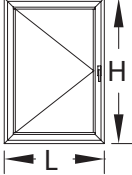







Renk / Colour: Siyah / Black
Malzeme / Material: PVC

07.05.28, 07.05.30 ve 07.05.32 Kol için / For Handle 07.05.28, 07.05.30 and 07.05.32

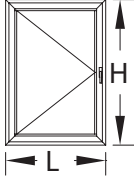







İSPANYOLET KİLİTLEME PARÇALARI / LOCKING KITS

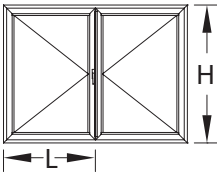




01		07.13.03 PİM LOCK PIN Malzeme / Material: Zamak Zamak		07.13.06 GIESSE PİM GIESSE ADJUSTABLE LOCKING PAWL Malzeme / Material: Zamak Zamak
02				
03		07.09.07 GIESSE AYARLI PİM KARŞILIĞI GIESSE ADJUSTABLE SINGLE STRIKER Malzeme / Material: Zamak Zamak		07.09.08 GIESSE ARKA KİLİTLEME GIESSE BURGLAR BOLT Malzeme / Material: Zamak Zamak
04				
05		18.07.02 GIESSE PASİF KANATSÜRGÜ SETİ GIESSE BOLT FOR PASSIVE LEAF Malzeme / Material: Zamak ve Polyamid Zamak and Polyamide		07.09.11 RESCARA SABİT KARŞILIK RESCARA FIXED STRIKER Malzeme / Material: Zamak Zamak
06				
07		07.09.12 RESCARA AYARLIK KARŞILIK RESCARA ADJUSTABLE STRIKER Malzeme / Material: Zamak Zamak		07.09.13 RESCARA ARKA KİLİTLEME RESCARA BURGLAR BOLT Malzeme / Material: Zamak Zamak
08				
09		07.21.02 GIESSE KÖŞE DÖNME GIESSE CORNER DRIVE Malzeme / Material: Zamak Zamak		07.21.03 RESCARA KÖŞE DÖNME RESCARA CORNER DRIVE Malzeme / Material: Zamak Zamak
10				
11				
12		07.06.78 RESCARA MICROVENTİLASYON RESCARA MICROVENTILATION Malzeme / Material: Zamak Zamak		

 <p>07.07.02 VASİSTAS MAKAS ARM FOR BOTTOM-HUNG WINDOWS Renk / Colour: Siyah-Beyaz-Gri Black-White-Grey</p>	 <p>07.08.01 RESCARA VASİSTAS MANDAL RESCARA DEVICE FOR CLOSING BOTTOM-HUNG WINDOWS Renk / Colour: Siyah-Beyaz-Gri Black-White-Grey</p>
 <p>07.07.08 SINIRLAYICI MAKAS LIMITER Malzeme / Material: Gümüş / Paslanmaz Çelik Silver / Stainless Steel</p>	 <p>07.07.09 GIESSE VASİSTAS MAKAS GIESSE ARM FOR BOTTOM-HUNG WINDOWS Renk / Colour: Siyah-Beyaz-Gri Black-White-Grey</p>
 <p>07.07.11 GIESSE VASİSTAS PENCERE SETİ GIESSE BOTTOM HUNG WINDOW SET Kol ve menteşe sete dahil değildir. Handle and hinge is not included in the set.</p>	 <p>11.02.34 RESCARA KANAT DESTEK TAKOZU RESCARA VENT SUPPORT PIECE Renk / Colour: Siyah / Black Malzeme / Material: PVC</p>

<p>ÇİFT DİLLİ KOL VE KİLİTLEME SETİ SEÇİM TABLOSU DOUBLE RAILED HANDLE AND LOCKING KIT TABLE</p>			<table border="1"> <tr> <th>TEMEL SET MAIN SET</th> <th colspan="2">İLAVE ÜRÜNLER ADDITIONAL PRODUCTS</th> </tr> <tr> <td>H<1200mm L<1000mm</td> <td>1200mm < H < 2700 mm</td> <td>1000mm < L < 1400 mm</td> </tr> </table>			TEMEL SET MAIN SET	İLAVE ÜRÜNLER ADDITIONAL PRODUCTS		H<1200mm L<1000mm	1200mm < H < 2700 mm	1000mm < L < 1400 mm
TEMEL SET MAIN SET	İLAVE ÜRÜNLER ADDITIONAL PRODUCTS										
H<1200mm L<1000mm	1200mm < H < 2700 mm	1000mm < L < 1400 mm									
KOD CODE	AÇIKLAMA DESCRIPTION	ÜRÜN RESMİ PRODUCT IMAGE	H<1200mm L<1000mm	1200mm < H < 2700 mm	1000mm < L < 1400 mm						
07.05.25	GIESSE ÇİFT DİLLİ KOL GIESSE DOUBLE RAIL HANDLE		1								
07.05.01	GIESSE KOL BAĞLANTISI GIESSE ROD CONNECTION PIECES		1								
07.13.06	GIESSE AYARLI PİM GIESSE ADJUSTABLE LOCKING PAWL		2	2	2						
07.09.11	RESCARA SABİT KARŞILIK RESCARA FIXED STRIKER		2	2	2						
07.09.07	GIESSE AYARLI PİM KARŞILIĞI GIESSE ADJUSTABLE SINGLE STRIKER				2						
07.21.02	GIESSE KÖŞE DÖNME GIESSE CORNER DRIVE				2						
11.02.34	RESCARA KANAT DESTEK TAKOZU RESCARA VENT SUPPORT PIECE		1								

*** Giesse kol ve kilitleme aksesuarları 25 I 07 tij profili ile kullanılmalıdır.
Giesse handle and locking accessories should be used with 25 I 07 rod profile.

TEK DİLLİ KOL VE KİLİTLEME SETİ SEÇİM TABLOSU SINGLE RAILED HANDLE AND LOCKING KIT TABLE			TEMEL SET MAIN SET	İLAVE ÜRÜNLER ADDITIONAL PRODUCTS	
KOD CODE	AÇIKLAMA DESCRIPTION	ÜRÜN RESMİ PRODUCT IMAGE	H<1200mm L<1000mm	1200mm < H < 2700 mm	1000mm < L < 1400 mm
07.05.28 07.05.29	RESCARA TEK DİLLİ KOL RESCARA SINGLE RAIL HANDLE		1		
07.13.07	RESCARA KOL BAĞLANTI PARÇASI RESCARA CONNECTION PART FOR HANDLE		1		
07.13.06	GIESSE AYARLI PİM GIESSE ADJUSTABLE LOCKING PAWL		2	2	2
07.09.11	RESCARA SABİT KARŞILIK RESCARA FIXED STRIKER		2	2	2
07.09.12	RESCARA AYARLI KARŞILIK RESCARA ADJUSTABLE STRIKER				2
07.21.03	RESCARA KÖŞE DÖNME RESCARA CORNER DRIVE				2
11.02.34	RESCARA KANAT DESTEK TAKOZU RESCARA VENT SUPPORT PIECE		1		

ÇİFT/TEK AÇILIM PASİF KANAT AKSESUAR SEÇİM TABLOSU SECONDARY SASH LOCKING KIT TABLE			TEMEL SET MAIN SET	İLAVE ÜRÜNLER ADDITIONAL PRODUCTS	
KOD CODE	AÇIKLAMA DESCRIPTION	ÜRÜN RESMİ PRODUCT IMAGE	H<1200mm L<1000mm	1200mm < H < 2700 mm	1000mm < L < 1400 mm
18.07.02	GIESSE SÜRGÜ SETİ GIESSE BOLT FOR LEAF		1		
07.21.02	GIESSE KÖŞE DÖNME PARÇASI GIESSE CORNER DRIVE				2
07.09.07	GIESSE AYARLI PİM KARŞILIĞI GIESSE ADJUSTABLE SINGLE STRIKER				2
07.09.08	GIESSE ARKA KİLİTLEME GIESSE BURGLAR BOLT			1	

*** Giesse kol ve kilitleme aksesuarları 25 I 07 tij profili ile kullanılmalıdır.
Giesse handle and locking accessories should be used with 25 I 07 rod profile.

KAPI KOLLARI / DOOR HANDLES



07.14.06

GIESSE KAPI KOLU
GIESSE DOOR HANDLE

Renk / Colour: Siyah-Beyaz-Gri
Black-White-Grey



07.14.07

RESCARA GLOBAL KAPI KOLU
RESCARA GLOBAL DOOR HANDLE

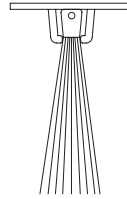
Renk / Colour: Siyah-Beyaz-Gri
Black-White-Grey



07.14.08

RESCARA MULETA KAPI KOLU
RESCARA GLOBAL DOOR HANDLE

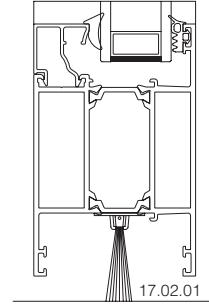
Renk / Colour: Siyah-Beyaz-Gri
Black-White-Grey



17.02.01

KAPI ALTI FIRÇASI
BRUSH FOR DOORS

Malzeme / Material: Polipropilen
Polypropylene



Ölçek/Scale: 1/3

01

02

03

04

05

06

07

08

09

10

11

12

KAPI KOLLARI / DOOR HANDLES



07.17.19

AKBANK KAPI KOLU
DOOR HANDLE

Renk / Colour: Siyah-Beyaz-Gri-Eloksal
Black-White-Grey-Anodized

Ölçüler / Dimensions: H:200 cm



07.13.10

AKBANK KOL APARATI
DOOR HANDLE

Renk / Colour: Siyah-Beyaz-Gri-Eloksal
Black-White-Grey-Anodized

KOD CODE	Ø (mm)	A (mm)	B (mm)
07.17.10	25	200	130
07.17.11	25	300	130
07.17.02	25	400	130
07.17.27	25	500	160

KOD CODE	Ø (mm)	A (mm)	B (mm)	C (mm)
07.17.06	25	200	130	80
07.17.29	25	250	130	80
07.17.30	25	300	130	80
07.17.31	30	400	160	100


KOD CODE	Ø (mm)	A (mm)	B (mm)
07.17.08	25	200	80
07.17.35	25	300	80
07.17.36	30	400	100

KOD CODE	Ø (mm)	A (mm)	B (mm)	C (mm)
07.17.32	25	200	130	80
07.17.20	25	300	130	80
07.17.33	30	350	160	100

KOD CODE	Ø (mm)	A (mm)	B (mm)
07.17.37	80	400	350
07.17.22	80	500	450
07.17.38	80	600	550
07.17.39	80	700	650
07.17.40	80	800	750

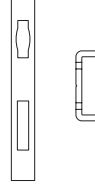
KOD CODE	Ø (mm)	A (mm)	B (mm)	C (mm)
07.17.23	25	900	180	80
07.17.34	25	1000	180	80

KAPI KİLİTLERİ / DOOR LOCKS




18.01.09

MAKARALI KİLİT
MORTISE LOCK (WITH ROLLER)



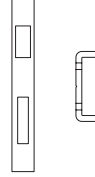
18.02.24

MAKARALI KİLİT KARŞIŞIĞI
STRIKE FOR ROLLER LOCK



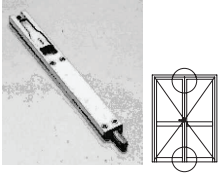
18.01.08

DİLLİ KİLİT
MORTISE LOCK



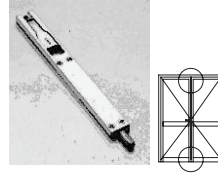
18.02.25

DİLLİ KİLİT KARŞIŞIĞI
STRIKE FOR MORTISE LOCK



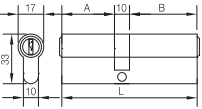
18.03.01

KAPI SÜRGÜSÜ (UZUN)
BOLT FOR DOORS (LONG)



18.03.06

KAPI SÜRGÜSÜ (KISA)
BOLT FOR DOORS (SHORT)



18.04.19

BAREL
CYLINDER

A	B	L
26	60	96

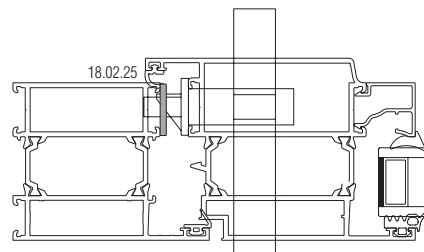
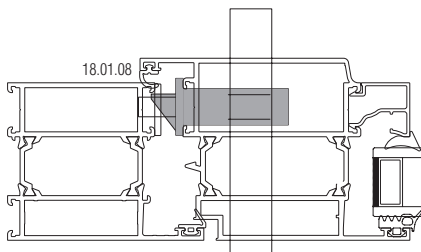
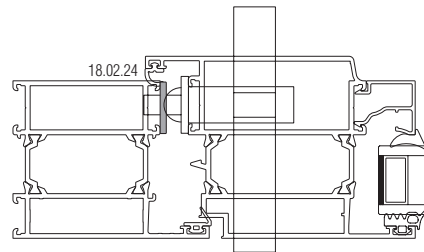
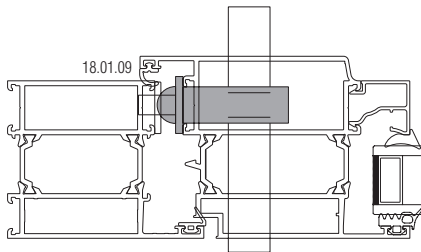
Malzeme / Material: Krom-Nikel
Chrome-Nickel



18.05.02

BAREL AYNASI
CYLINDER COVER

Renk / Colour: Siyah-Beyaz-Gri
Black-White-Grey



Ölçek/Scale: 1/3

01

02

03

04

05

06

07

08

09

10

11

12

01



15.03.02

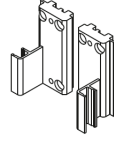
GIESSE PIVOT MENTEŞE
GIESSE PIVOT HINGE

Renk / Colour: Siyah-Gri
Black-Grey

Malzeme / Material: Zamak-Alüminyum-Polyamid

Maksimum kanat ağırlığı / Maximum sash weight = Dikey / Vertical :100 kg Yatay / Horizontal : 120 kg
Maksimum kanat ebatları / Maximum sash dimensions
Dikey / Vertical: L:1600 mm H:2200 mm Yatay /Horizontal L:1600 mm H:2200 mm

02



15.03.03

GIESSE PIVOT MENTEŞE ALT PARÇASI
GIESSE PIVOT FIXING PLATE

03



07.05.26

GIESSE YATAY PİVOT İÇİN KOL
GIESSE HANDLE FOR HORIZONTAL PIVOT

Renk / Colour: Siyah-Beyaz-Gri
Black-White-Grey

04

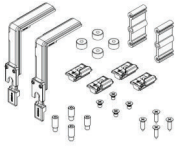


07.25.02

GIESSE YATAY PİVOT İÇİN MEKANİZMA
GIESSE MECHANISM FOR HORIZONTAL PIVOT

Malzeme / Material: Zamak-Polyamid
Zamak-Polyamide

05



07.26.01

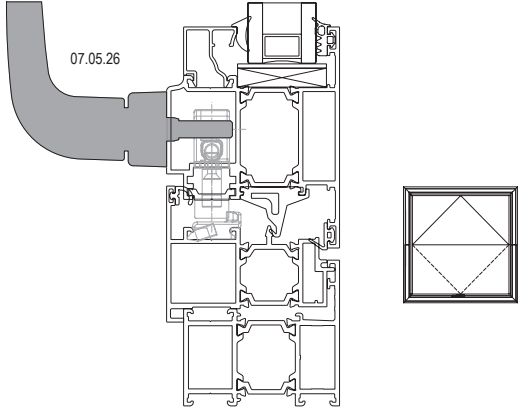
GIESSE YATAY PİVOT İÇİN KİLİTLEME (TEK DİLLİ)
GIESSE LOCKING KIT FOR HORIZONTAL PIVOT

Malzeme / Material: Zamak-Polyamid
Zamak-Polyamide

06

07

YATAY PİVOT AKSESUARLARI / HORIZONTAL PIVOT ACCESSORIES



08

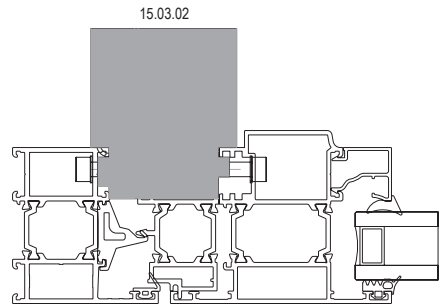
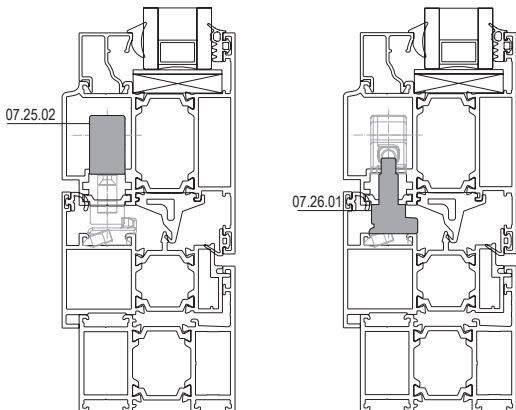
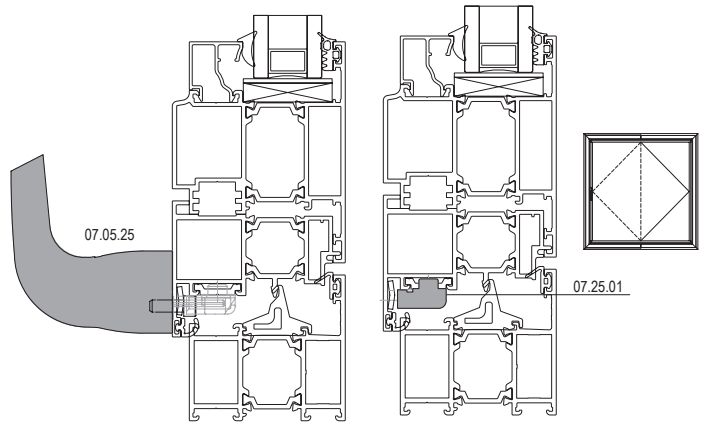
09

10

11

12

DİKEY PİVOT AKSESUARLARI / VERTICAL PIVOT ACCESSORIES



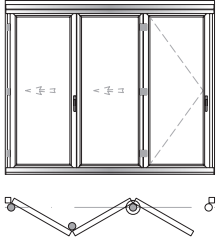
*** 25 I 07 tij profili ile kullanılmalıdır.
Should be used with 25 I 07 rod profile

YARI OTOMATİK PARALEL SÜRME MEKANİZMASI 130 kg - EURO KANAL
AUTOMATIC TILT&SLIDE MECHANISM 130 kg - EURO CHANNEL

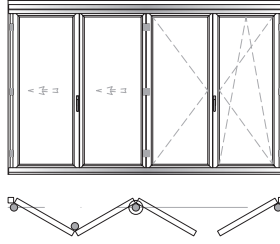
ŞEMA SCHEME	KOD CODE	AÇIKLAMA DESCRIPTION
431	07.29.01	Eşikli Katlanır Kapı Mekanizması / Folding Door Mechanism with Threshold
330	07.29.02	Eşikli Katlanır Kapı Mekanizması / Folding Door Mechanism with Threshold
550	07.29.03	Eşikli Katlanır Kapı Mekanizması / Folding Door Mechanism with Threshold
633	07.29.04	Eşikli Katlanır Kapı Mekanizması / Folding Door Mechanism with Threshold
651	07.29.05	Eşikli Katlanır Kapı Mekanizması / Folding Door Mechanism with Threshold
770	07.29.06	Eşikli Katlanır Kapı Mekanizması / Folding Door Mechanism with Threshold

KANAT ÖLÇÜLERİ / VENT DIMENSIONS = L: 500 mm - 1000 mm H: 851 mm - 2350 mm
MAKS. KANAT AĞIRLIĞI / MAX. VENT WEIGHT=80 kg.

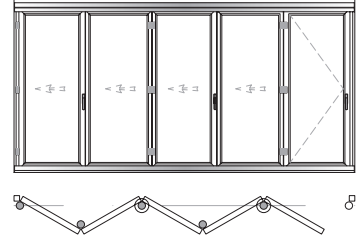
ŞEMA: 330



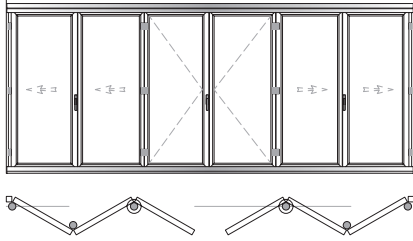
ŞEMA: 431



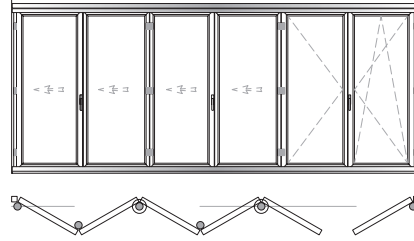
ŞEMA: 550



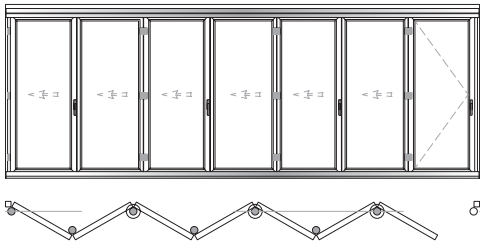
ŞEMA: 633

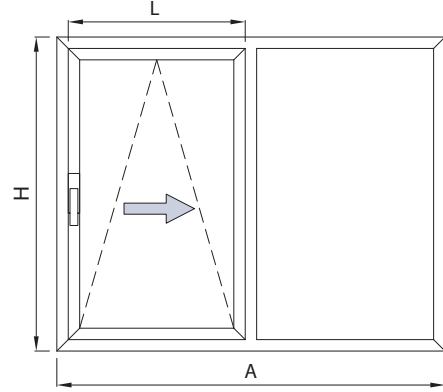



ŞEMA: 651



ŞEMA: 770





YARI OTOMATİK PARALEL SÜRME MEKANİZMASI 130 kg - EURO KANAL
AUTOMATIC TILT&SLIDE MECHANISM 130 kg - EURO CHANNEL

TAM OTOMATİK PARALEL SÜRME MEKANİZMASI 150 kg - EURO KANAL
FULL AUTOMATIC TILT&SLIDE MECHANISM 150 kg - EURO CHANNEL

KODE CODE	KANAT YÜKSEKLİĞİ SASH HEIGHT	KANAT AĞIRLIĞI SASH WEIGHT
07.35.02	730-1200 mm	600-850 mm
07.35.03	730-1200 mm	851-1100 mm
07.35.04	730-1200 mm	1101-1350 mm
07.35.05	1201-2400 mm	1351-1600 mm
07.35.06	1201-2400 mm	600-850 mm
07.35.07	1201-2400 mm	851-1100 mm
07.35.08	1201-2400 mm	1101-1350 mm
07.35.09	1201-2400 mm	1351-1600 mm

KODE CODE	KANAT YÜKSEKLİĞİ SASH HEIGHT	KANAT AĞIRLIĞI SASH WEIGHT
07.35.10	895-1200 mm	740-850 mm
07.35.11	895-1200 mm	851-1100 mm
07.35.12	895-1200 mm	1101-1350 mm
07.35.13	895-1200 mm	1351-1600 mm
07.35.14	1201-2400 mm	740-850 mm
07.35.15	1201-2400 mm	851-1100 mm
07.35.16	1201-2400 mm	1101-1350 mm
07.35.17	1201-2400 mm	1351-1600 mm

