

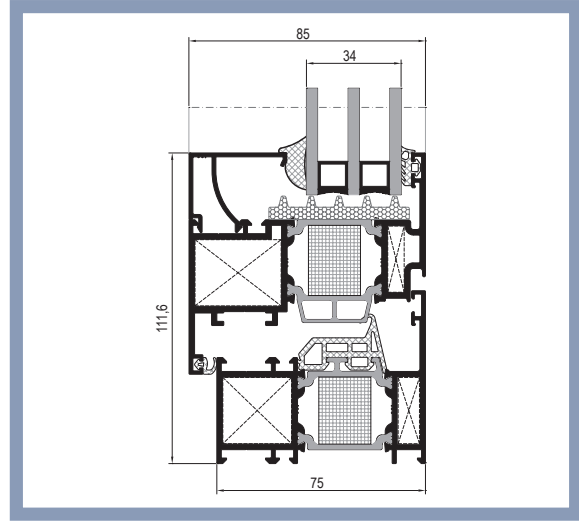

MİMARİ KATALOG ARCHITECTURAL CATALOGUE

Alüminyum Kapı Pencere ve Giydirme Cephe Sistemleri
Aluminium Door Window and Facade Systems

 **RESCARA**



RWT75



TEKNİK ÖZELLİKLER / TECHNICAL PROPERTIES

KASA DERİNLİĞİ / FRAME DEPTH	75 mm
KANAT DERİNLİĞİ / VENT DEPTH	65/85 mm
PROFİL ET KALINLIĞI / PROFILE WALL THICKNESS	1,6 / 2 mm
MAKS. CAM KALINLIĞI / MAX. GLASS THICKNESS	48/58 mm
ISI BARIYERLERİ / THERMAL INSULATION BARS	34 mm

KULLANIM SEÇENEKLERİ / APPLICATION ALTERNATIVES

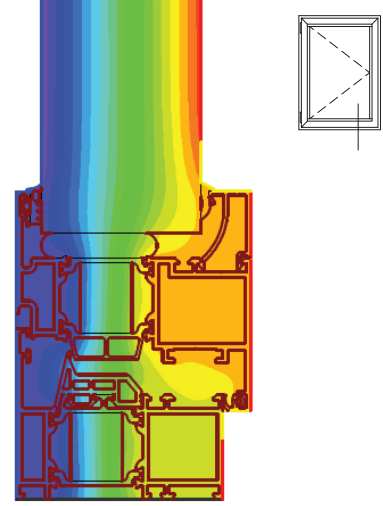
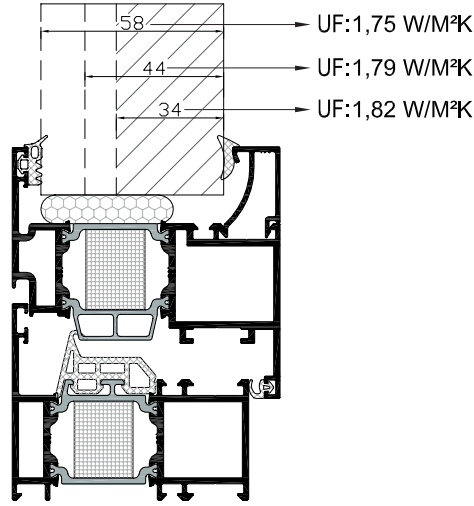
	KAPI DOOR	PENCERE WINDOW
İÇE AÇILIR / INWARD OPENING	•	•
DIŞA AÇILIR / OUTWARD OPENING	•	
VASİSTAS / BOTTOM HUNG		•
İÇE AÇILIR HEMYÜZ KAPI / INWARD OPENING COPLANAR DOOR	•	
ÇİFT EKSEN AÇILIM / TILT&TURN OPENING	•	•
PVC AKSESUAR İÇİN KANAT / VENT FOR PVC ACCESSORIES	•	•
ÇEK & SÜR / TILT & SLIDE	•	•

PERFORMANS DEĞERLERİ / PERFORMANCE VALUES

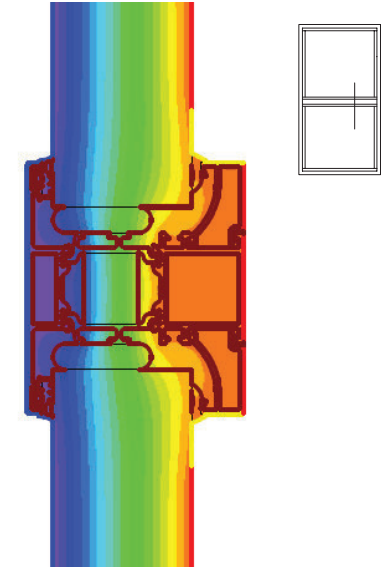
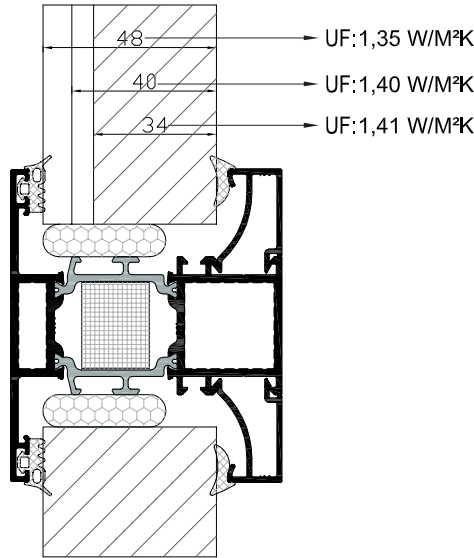
HAVA GEÇİRGENLİĞİ - EN 12207 AIR PERMEABILITY	1 (150 Pa)	2 (300 Pa)	1 (450 Pa)	4 (600 Pa)						
SU SIZDIRMAZLIĞI - EN 12208 WATERTIGHTNESS	2A (50 Pa)	3A (100 Pa)	4A (150 Pa)	5A (200 Pa)	6A (250 Pa)	7A (300 Pa)	8A (450 Pa)	9A (600 Pa)	E... (600+ Pa)	E1200 (1200 Pa)
RÜZGAR YÜKÜNE DAYANIM - EN 12210 RESISTANCE TO WIND LOAD	1 (400 Pa)	2 (800 Pa)	3 (1200 Pa)	4 (1600 Pa)	5 (2000 Pa)	E... (2000+ Pa)				
SEHİM KRİTERİ - EN 12210 DEFLECTION CRITERIA	A (L/150)		B (L/200)		C (L/300)					
SİSTEM UF DEĞERİ - EN 10077-2 THERMAL INSULATION VALUE									1,35 ~ 1,82 W/M²K	
SİSTEM SES YALITIMI - EN 10140 - 2 ACOUSTIC PERFORMANCE VALUE									38,9 Db	

ISI YALITIM DEĞERLERİ (UF) / Thermal Insulation Value (UF)

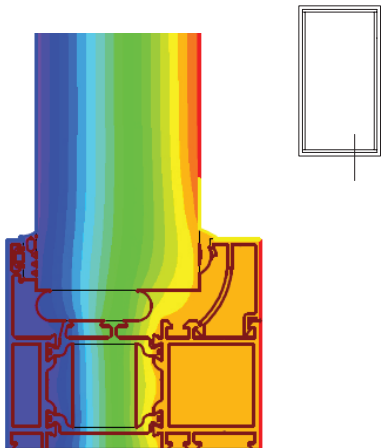
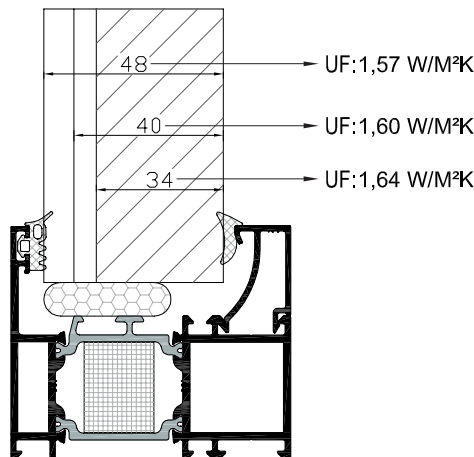
Cam Kalınlıkları: 29 mm - max. 58 mm
Glass Thickness



Cam Kalınlıkları: 23 mm - max. 48 mm
Glass Thickness



Cam Kalınlıkları: 23 mm - max. 48 mm
Glass Thickness



01

02

03

04

05

06

07

08

09

10

11

12

MİMARİ KATALOG ARCHITECTURAL CATALOGUE

Alüminyum Kapı Pencere ve Giydirme Cephe Sistemleri
Aluminium Door Window and Facade Systems



Rescara Sistem Detayları
Rescara System Details

RWT75

PROFİLLER

PROFILES

01

02

03

04

05

06

07

08

09

10

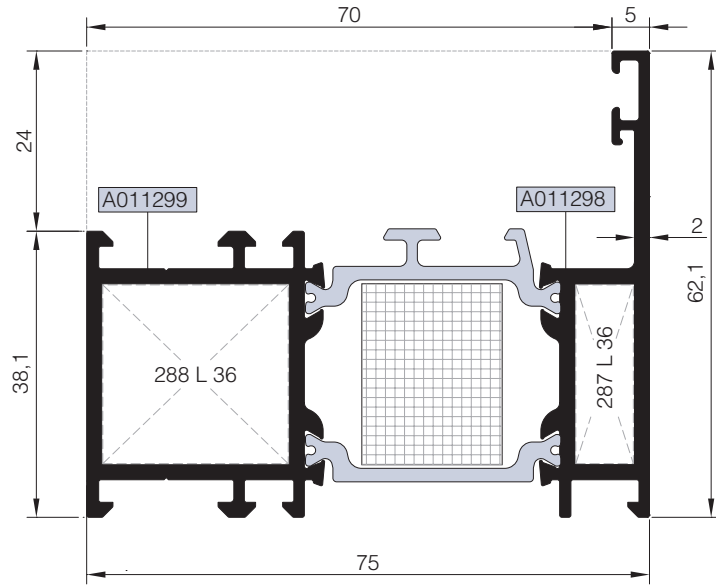
11

12

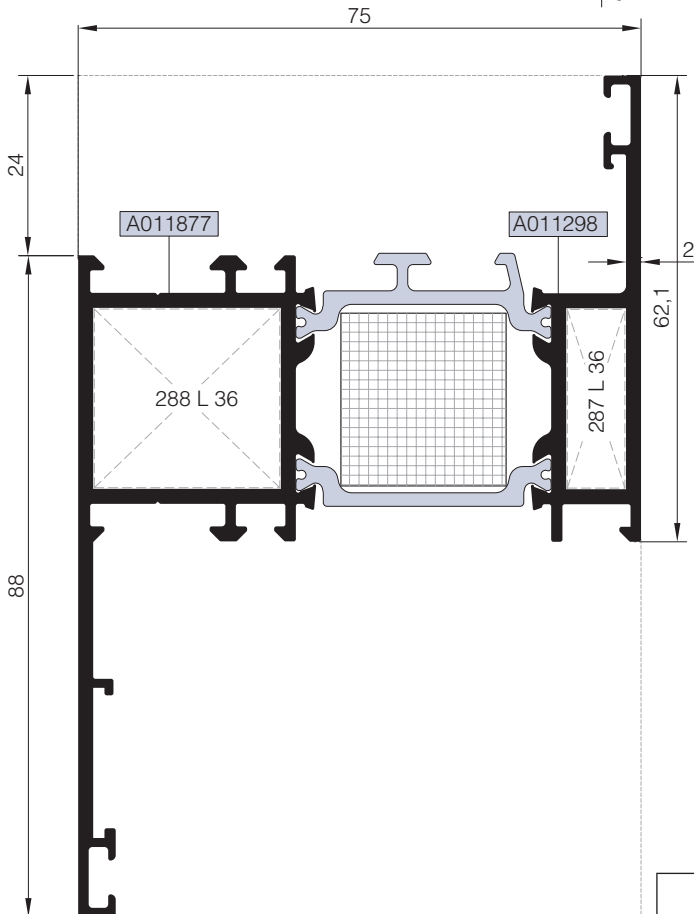
KOD / CODE	AĞIRLIK (kg/m) / WEIGHT	Jxx cm ⁴	Jyy cm ⁴	L m	
AMT75F03	1,774	32,727	12,297	6	
AMT75F05	2,078	43,378	27,169	6	

- 01
- 02
- 03
- 04
- 05
- 06
- 07
- 08
- 09
- 10
- 11
- 12

AMT75F03



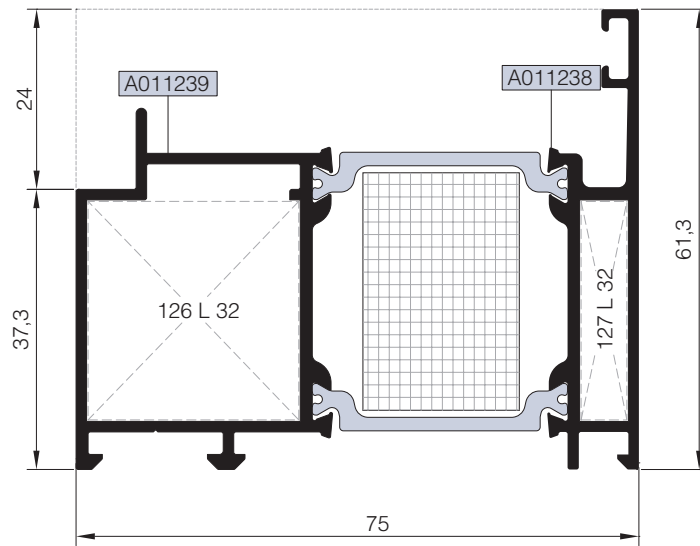
AMT75F05



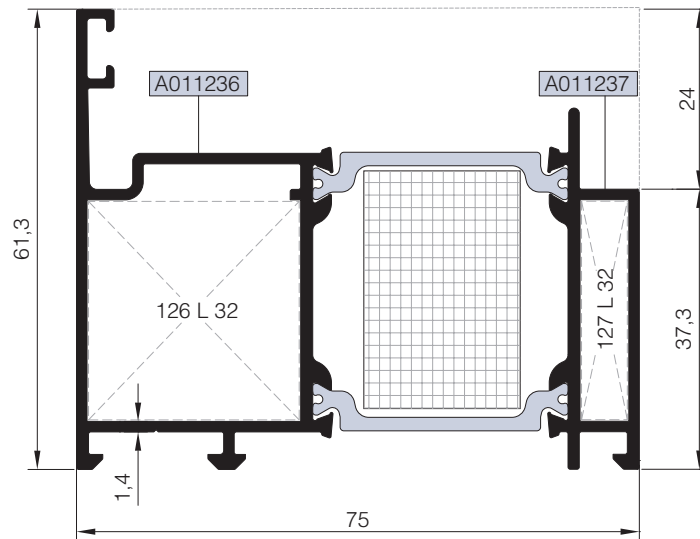
Nr		L m	KESİM ÖLÇÜSÜ CUTTING SIZE	AKS. KODU ACS. CODE
AMT75F03	A011299	25 L 36 (A002397)	24,6 mm	288 L 36
	A011298	25 L 36 (A002397)	7,6 mm	287 L 36
AMT75F05	A011877	25 L 36 (A002397)	24,6 mm	288 L 36
	A011298	25 L 36 (A002397)	7,6 mm	287 L 36



KOD / CODE	AĞIRLIK (kg/m) / WEIGHT	Jxx cm ⁴	Jyy cm ⁴	L m	
AMT75DF01	1,508	9,248	36,144	6	
AMT75DF02	1,498	9,243	36,584	6	

AMT75DF01 (İÇE AÇILIM KAPI İÇİN/ FOR INSIDE OPENING DOOR)



AMT75DF02 (DIŞA AÇILIM KAPI İÇİN/ FOR OUTSIDE OPENING DOOR)



Nr	 L m	KESİM ÖLÇÜSÜ CUTTING SIZE	 AKS. KODU ACS. CODE	
AMT75DF01	A011239	25 L 32 (A002430)	28,1 mm	126 L 32
	A011238	25 L 32 (A002430)	6,1 mm	127 L 32
AMT75DF02	A011236	25 L 32 (A002430)	28,1 mm	126 L 32
	A011237	25 L 32 (A002430)	6,1 mm	127 L 32

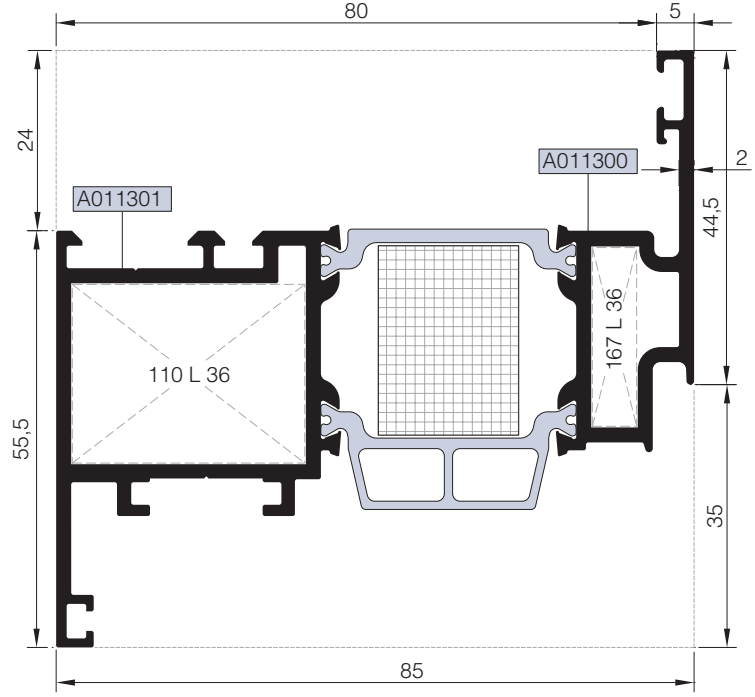
KANAT PROFİLLERİ
VENT PROFILES

RWT75

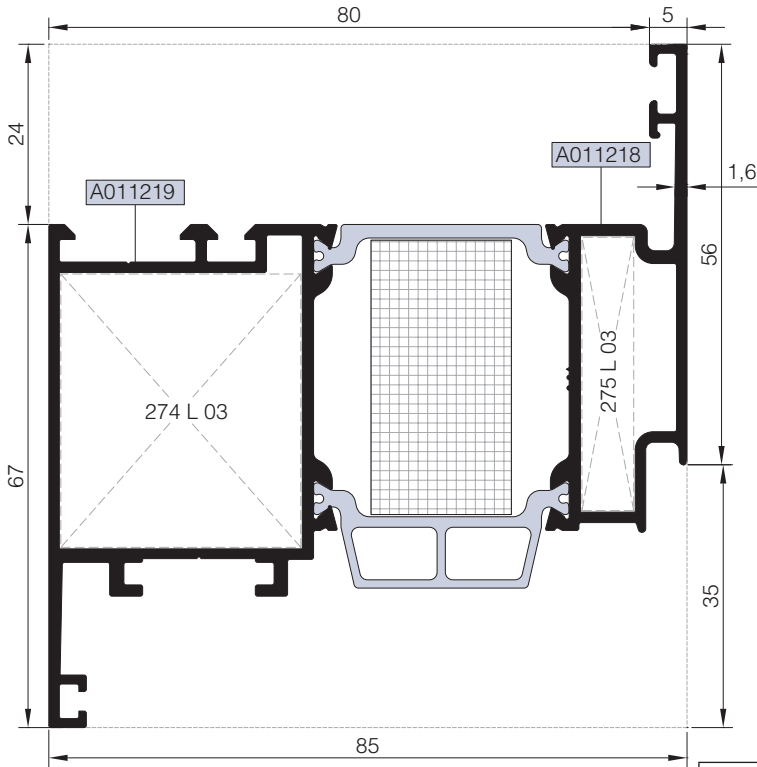
KOD / CODE	AĞIRLIK (kg/m) / WEIGHT	Jxx cm ⁴	Jyy cm ⁴	L m	
AMT75V04	2,022	47,465	16,841	6	
AMT75V03	1,898	52,561	25,988	6	



01
02
03
04
05
06
07
08
09
10
11
12

AMT75V04



AMT75V03

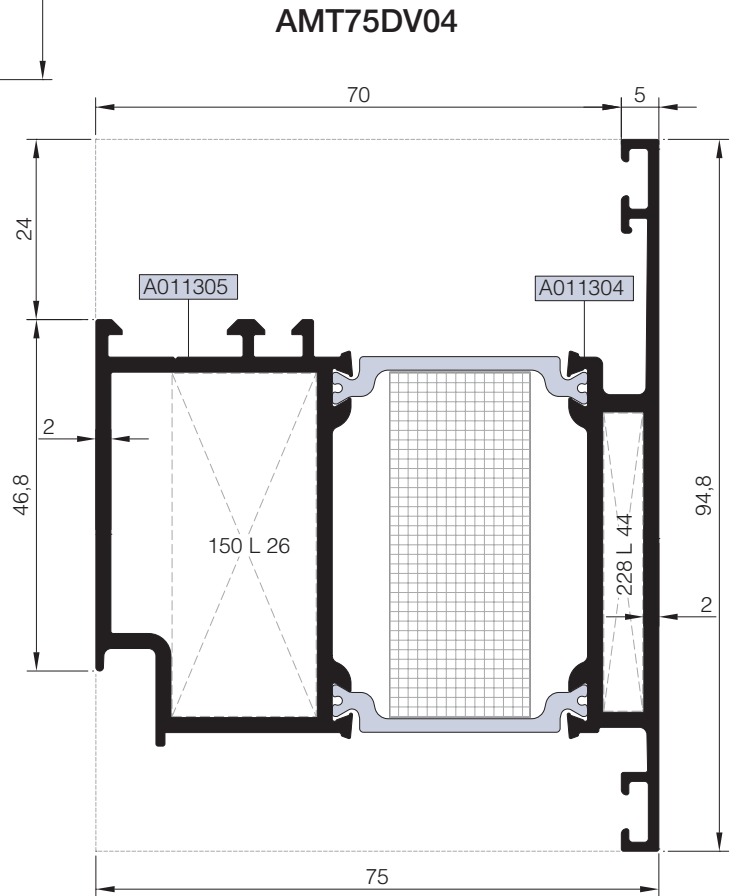
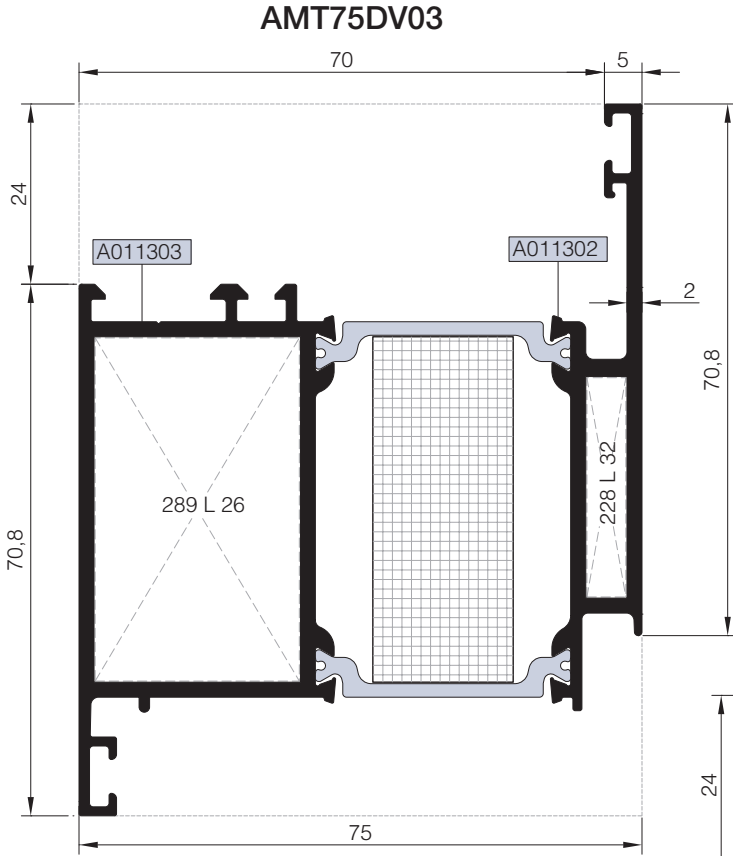




Nr		 L m	KESİM ÖLÇÜSÜ CUTTING SIZE	 AKS. KODU ACS. CODE
AMT75V04	A011301	25 L 36 (A002397)	30,9 mm	110 L 36
	A011300	25 L 36 (A002397)	5,8 mm	167 L 36
AMT75V03	A011219	25 L 03 (A002021)	31,9 mm	274 L 03
	A011218	25 L 03 (A002021)	6,8 mm	275 L 03

HEMYÜZ KAPI KANAT PROFİLLERİ

VENT PROFILE (FOR DOORS)

KOD / CODE	AĞIRLIK (kg/m) / WEIGHT	Jxx cm ⁴	Jyy cm ⁴	L m	
AMT75DV03	2,147	43,669	33,536	6	
AMT7DV04	2,184	42,725	33,602	6	

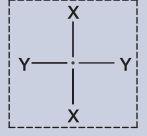


Nr		 L m	KESİM ÖLÇÜSÜ CUTTING SIZE	 AKS. KODU ACS. CODE
AMT75DV03	A011303	25 L 26 (A010540)	27,1 mm	289 L 26
	A011302	25 L 32 (A002430)	5,1 mm	228 L 32
AMT75DV04	A011305	25 L 26 (A010540)	19,1 mm	150 L 26
	A011304	25 L 44 (A010786)	5,1 mm	228 L 44

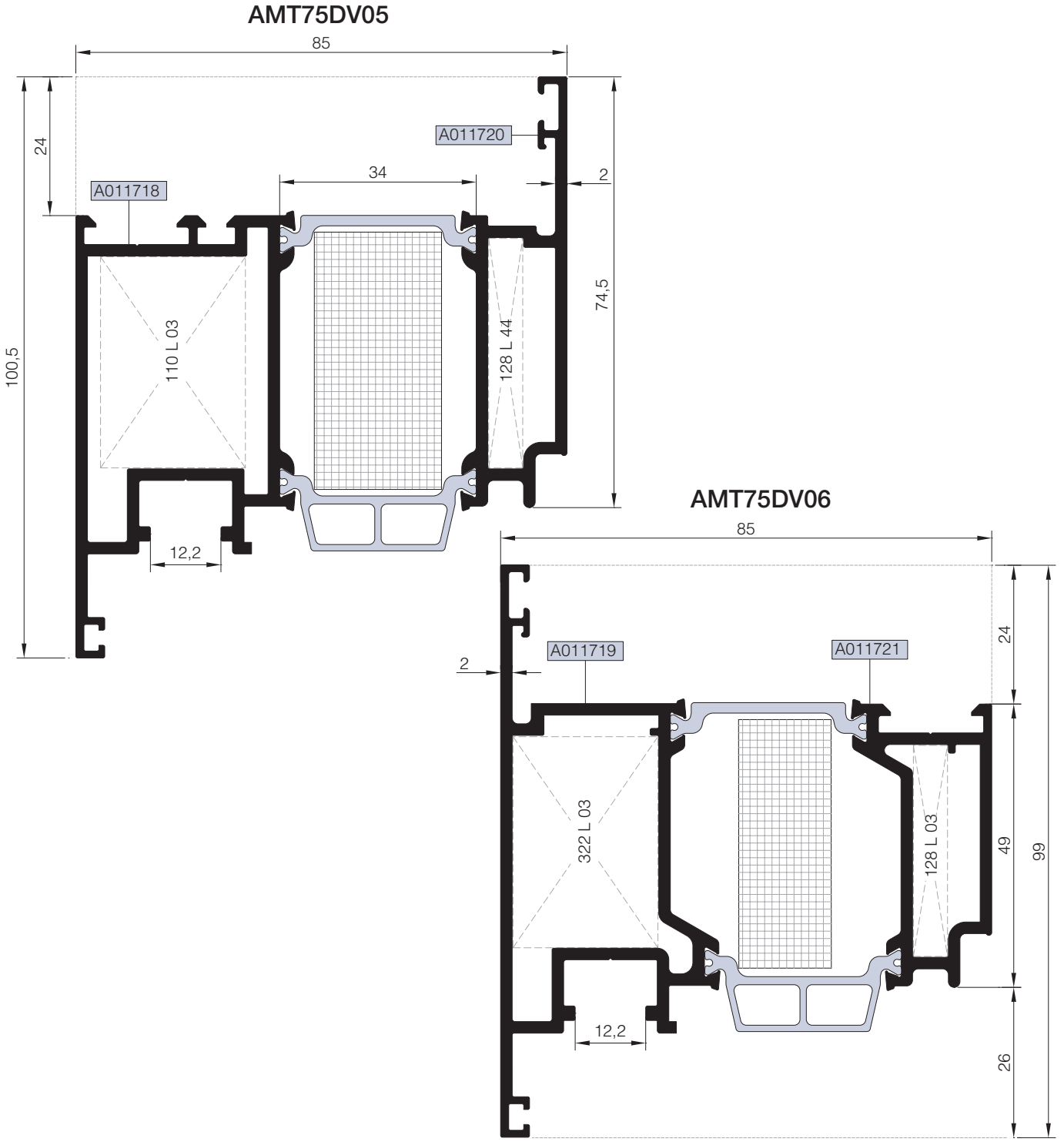
KANAT PROFİLLERİ (PVC AKSESUARINA UYGUN-9 AKS)
VENT PROFILES (FOR PVC ACCESSORY-9AXLE)

RWT75

KOD / CODE	AĞIRLIK (kg/m) / WEIGHT	Jxx cm ⁴	Jyy cm ⁴	L m
AMT75VD05	2,556	62,125	42,495	6
AMT7VD06	2,509	59,275	40,131	6



- 01
- 02
- 03
- 04
- 05
- 06
- 07
- 08
- 09
- 10
- 11
- 12

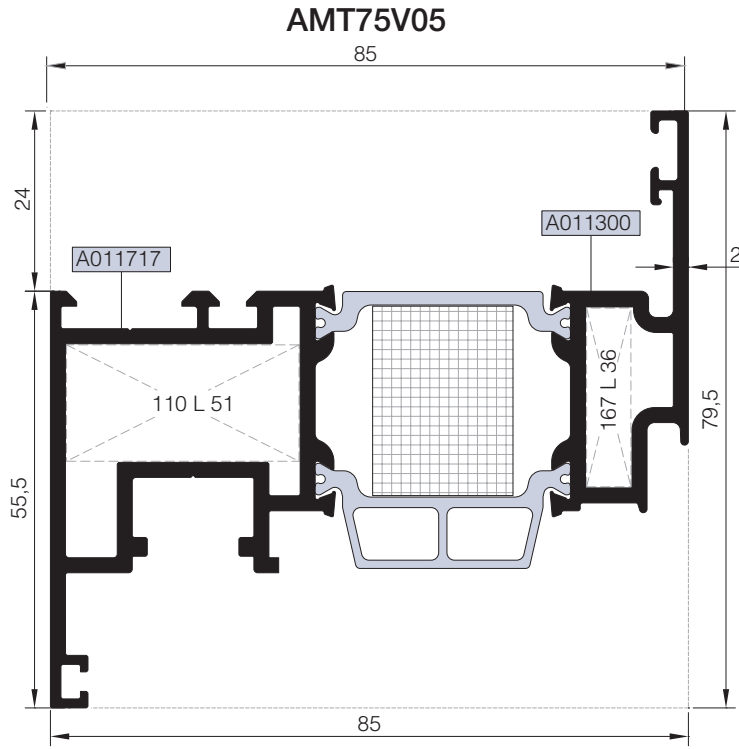
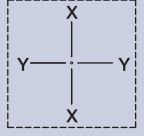


Nr		L m	KESİM ÖLÇÜSÜ CUTTING SIZE	AKS. KODU ACS. CODE
AMT75DV05	A011718	25 L 03 (A002021)	30,9 mm	110 L 36
	A011720	25 L 44 (A010786)	5,9 mm	128 L 44
AMT75DV06	A011719	25 L 03 (A002021)	24,9 mm	332 L 03
	A011721	25 L 03 (A002021)	5,9 mm	128 L 03

KANAT PROFİLLERİ (PVC AKSESUARINA UYGUN-9 AKS)
VENT PROFILES (FOR PVC ACCESSORY-9AXLE)

RWT75

KOD / CODE	AĞIRLIK (kg/m) / WEIGHT	Jxx cm ⁴	Jyy cm ⁴	L m	
AMT75V05	2,094	48,632	16,542	6	



01

02

03

04

05

06

07

08

09

10

11

12

Nr		L m	KESİM ÖLÇÜSÜ CUTTING SIZE	AKS. KODU ACS. CODE
AMT75V05	A011717	25 L 51 (A010887)	30,9 mm	110 L 51
	A011300	25 L 36 (A002397)	5,9 mm	167 L 36

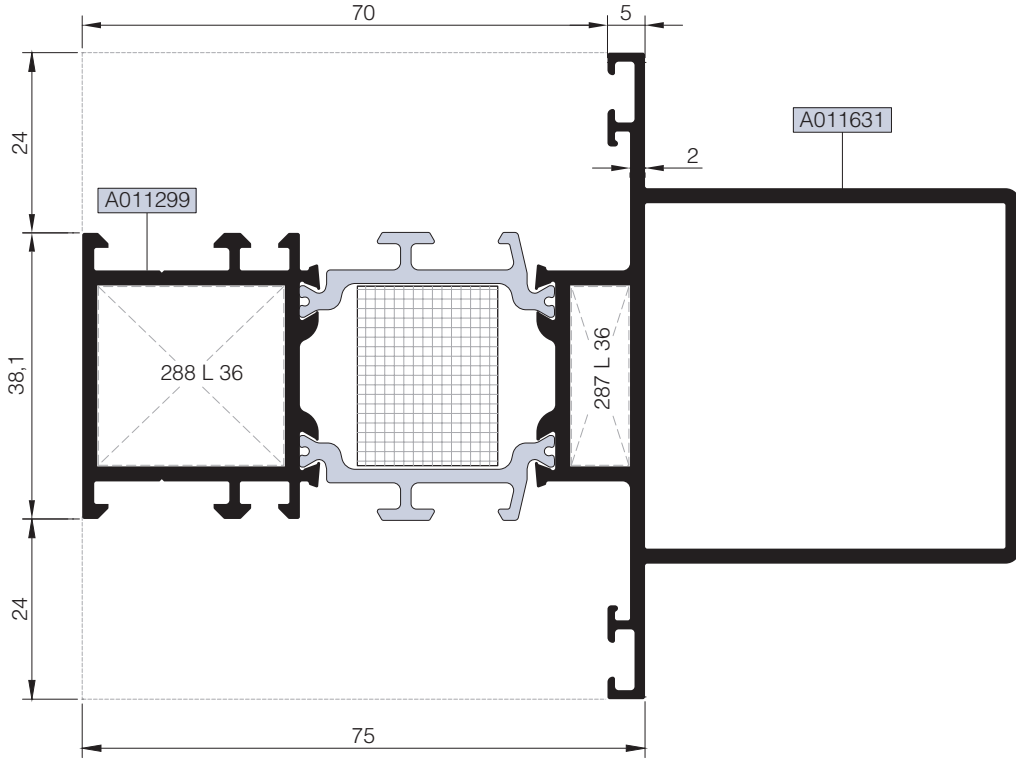
ORTA KAYIT PROFİLLERİ
MULLION PROFILES

RWT75

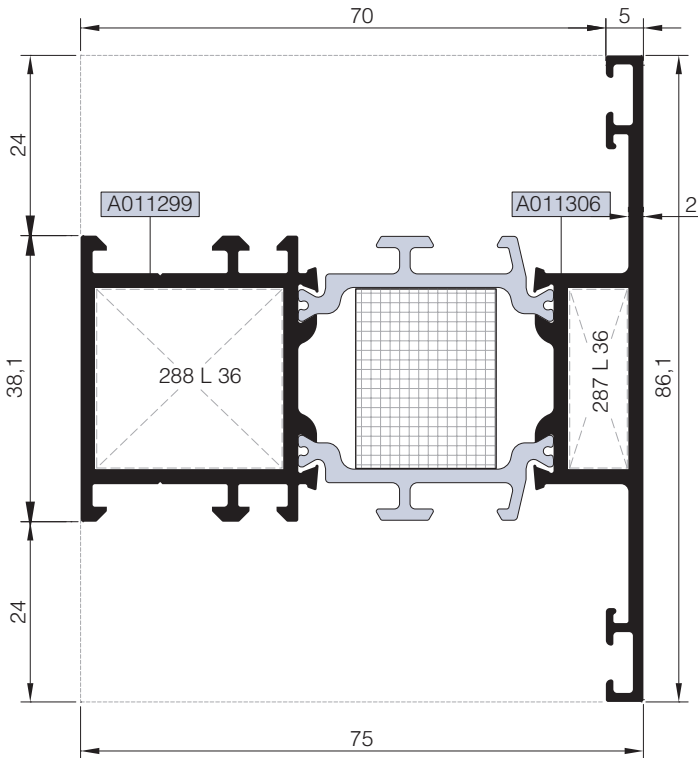
KOD / CODE	AĞIRLIK (kg/m) / WEIGHT	Jxx cm ⁴	Jyy cm ⁴	L m	
AMT75M06	1,942	36,730	18,555	6	
AMT75M08	2,729	103,152	31,607	6	

01
02
03
04
05
06
07
08
09
10
11
12

AMT75M08

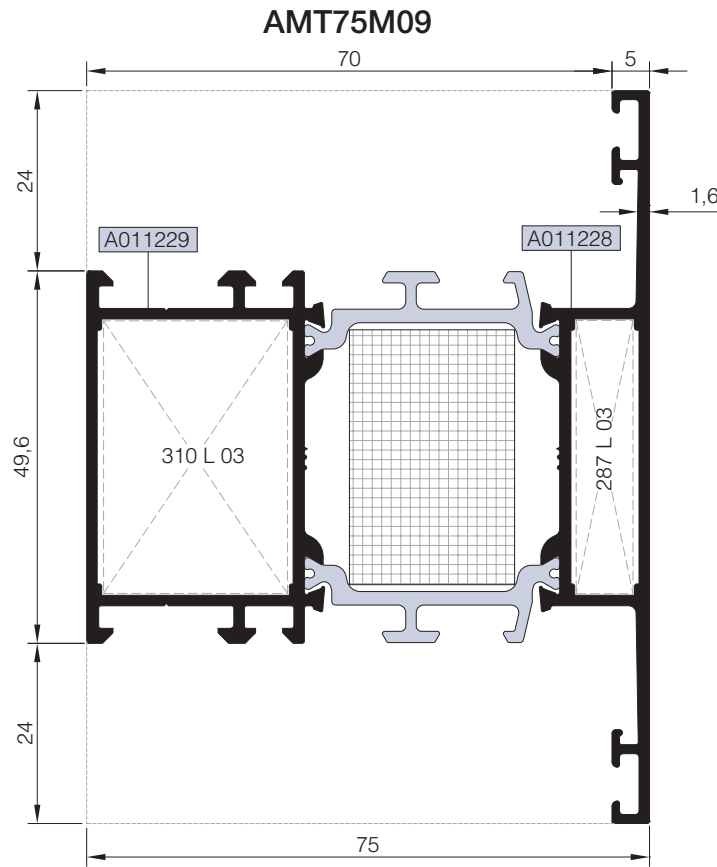
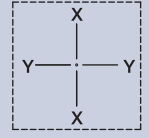


AMT75M06



KASA-ORTAKAYIT-AMT75DV3&04&05&06 İÇİNDE KULLANILIRSA FRAME USED IN-MULLION-AMT75DV3&04&05&06				
Nr		L m	KESİM ÖLÇÜSÜ CUTTING SIZE	AKS. KODU ACS. CODE
AMT75M06	A011299	25 J 27 (A011352)	23,7 mm	285 J 27
	A011306	25 L 43 (A011874)	23,7 mm	285 J 43
AMT75M08	A011299	25 J 27 (A011352)	23,7 mm	285 J 27
	A011631	25 L 43 (A011874)	23,7 mm	285 J 43
Nr		L m	KESİM ÖLÇÜSÜ CUTTING SIZE	AKS. KODU ACS. CODE
AMT75M06	A011299	25 L 36 (A002397)	24,6 mm	288 L 36
	A011306	25 L 36 (A002397)	7,6 mm	287 L 36
AMT75M08	A011299	25 L 36 (A002397)	24,6 mm	288 L 36
	A011631	25 L 36 (A002397)	7,6 mm	287 L 36

KOD / CODE	AĞIRLIK (kg/m) / WEIGHT	Jxx cm ⁴	Jyy cm ⁴	L m	
AMT75M09	1,853	34,337	27,518	6	



KASA-ORTAKAYIT-AMT75DV3&04&05&06 İÇİNDE KULLANILIRSA FRAME USED IN-MULLION-AMT75DV3&04&05&06				
Nr		L m	KESİM ÖLÇÜSÜ CUTTING SIZE	AKS. KODU ACS. CODE
AMT75M09	A011229	25 J 27 (A011352)	36,4 mm	163 J 27
	A011228	25 L 43 (A011874)	36,4 mm	163 J 43
Nr		L m	KESİM ÖLÇÜSÜ CUTTING SIZE	AKS. KODU ACS. CODE
AMT75M09	A011229	25 L 03 (A002021)	24,5 mm	310 L 03
	A011228	25 L 03 (A002021)	7,6 mm	287 L 03

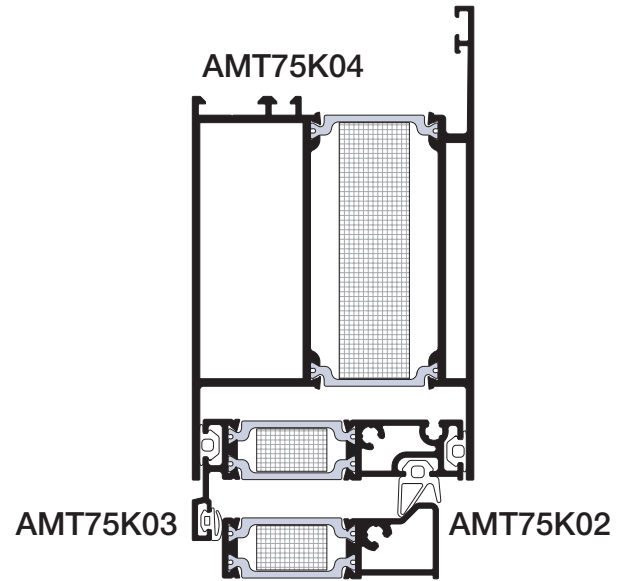
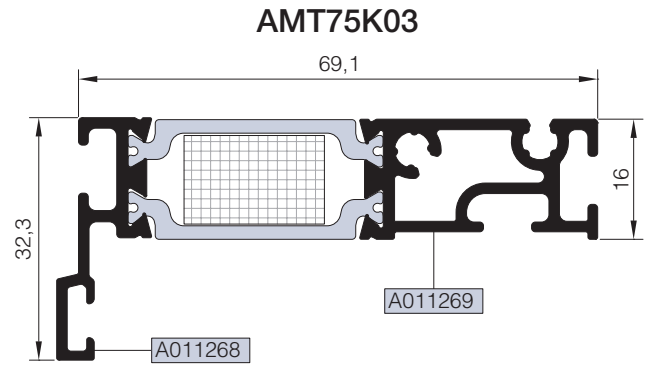
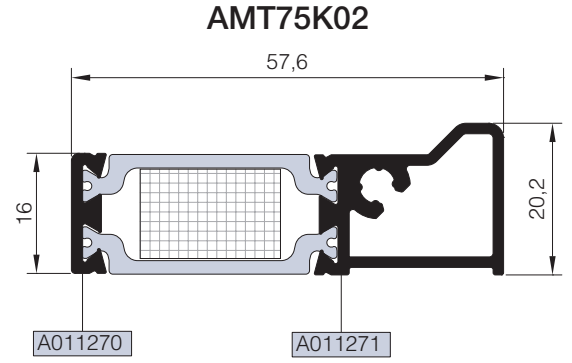
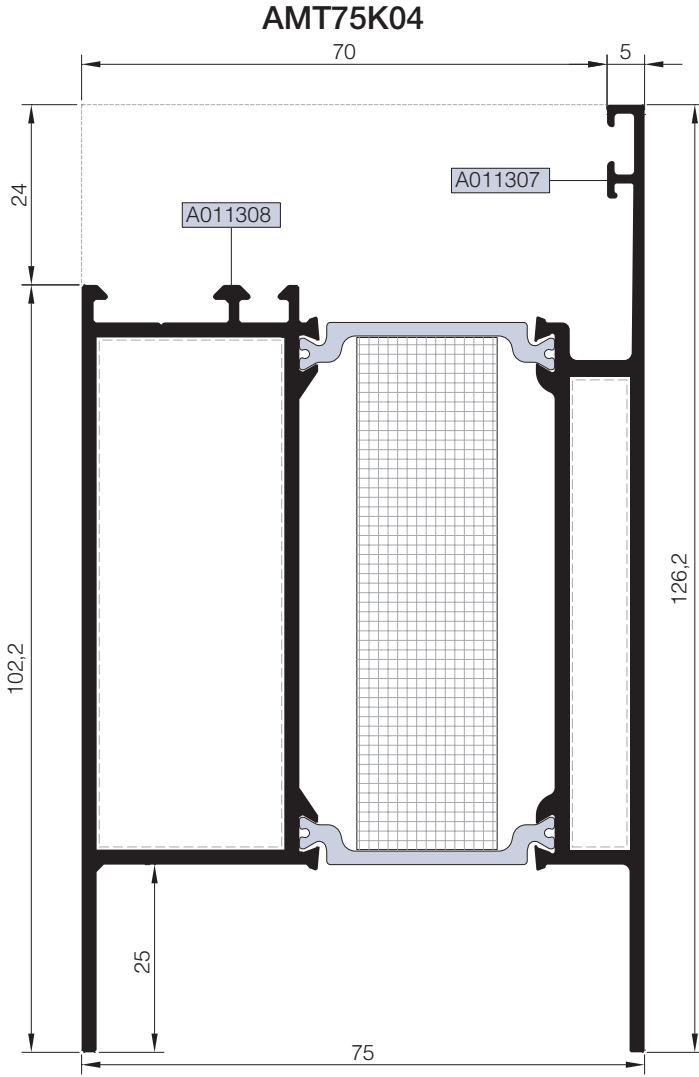
ETEK VE EŞİK PROFİLLERİ

KICK PLATE AND THRESHOLD PROFILE

RWT75

KOD / CODE	AĞIRLIK (kg/m) / WEIGHT	Jxx cm ⁴	Jyy cm ⁴	L m	
AMT75K02	0,771	5,609	0,678	6	
AMT75K03	1,013	13,798	1,733	6	
AMT75K04	2,851	61,900	91,506	6	

- 01
- 02
- 03
- 04
- 05
- 06
- 07
- 08
- 09
- 10
- 11
- 12



Ölçek/Scale:1/2

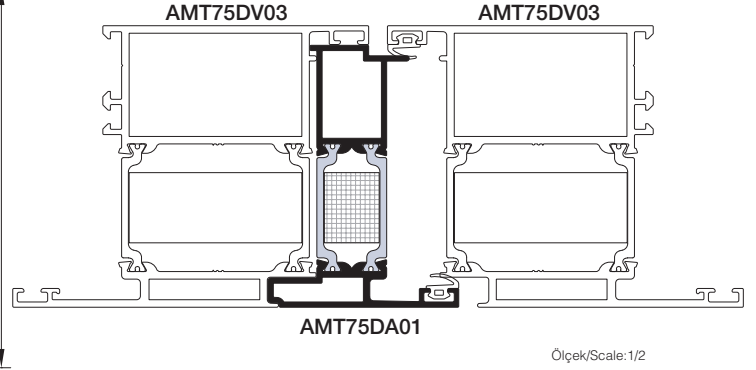
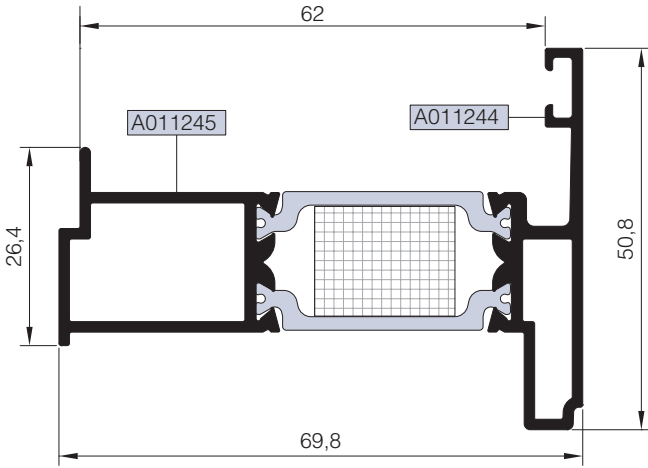
Nr		L m	KESİM ÖLÇÜSÜ CUTTING SIZE	AKS. KODU ACS. CODE
AMT75K04	A011308	25 J 27 (A011352)	67,6 mm	284 J 27
	A011307	25 J 43 (A011874)	62,5 mm	283 J 43

ADAPTÖR PROFİLLERİ
ADAPTER PROFILES

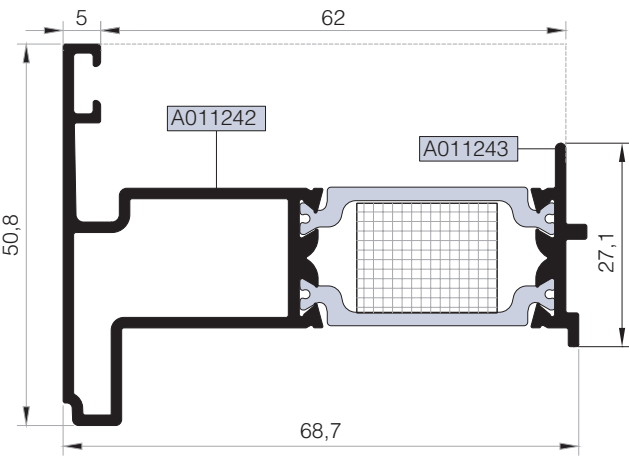
RWT75

KOD / CODE	AĞIRLIK (kg/m) / WEIGHT	Jxx cm ⁴	Jyy cm ⁴	L m	
AMT75DA01	1,136	17,145	4,120	6	
AMT75DA02	1,083	14,705	4,082	6	
AMT75A04	1,397	24,337	8,346	6	

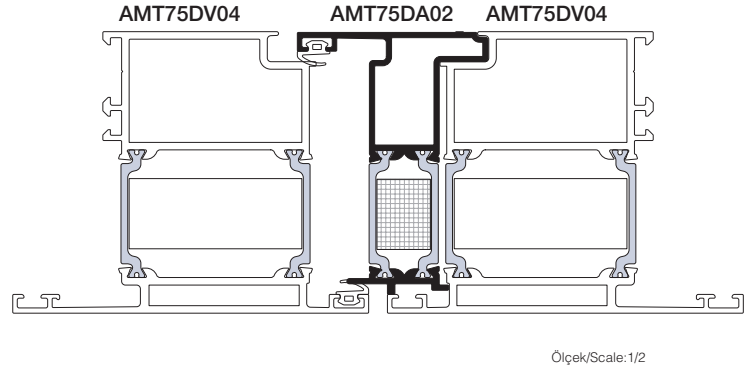
AMT75DA01 (AMT75DV03 İLE)



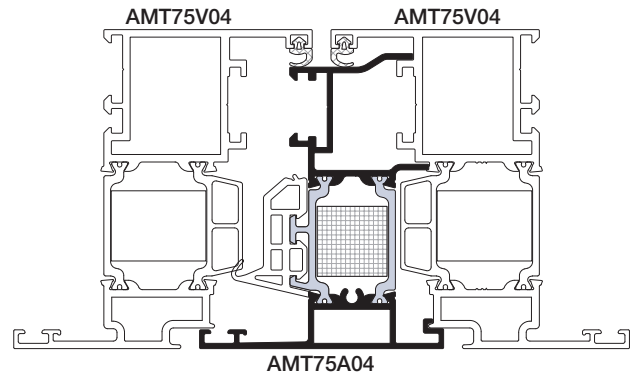
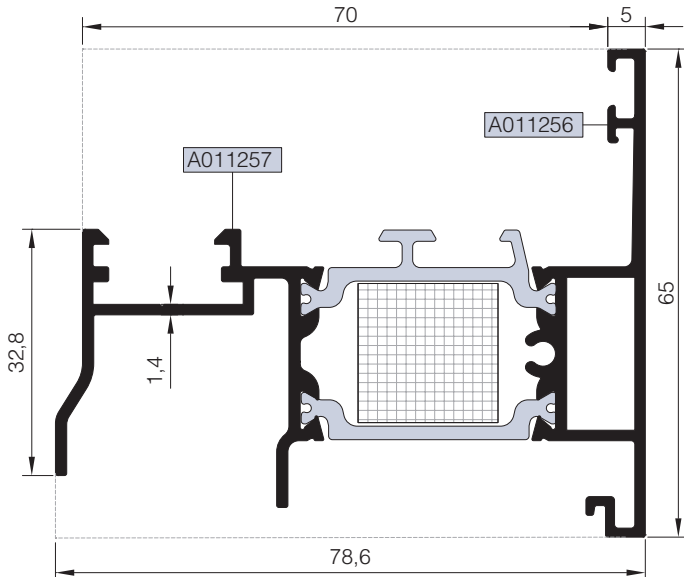
AMT75DA02 (AMT75DV04 İLE)



AMT75DA02 (AMT75DV04 İLE)



AMT75A04



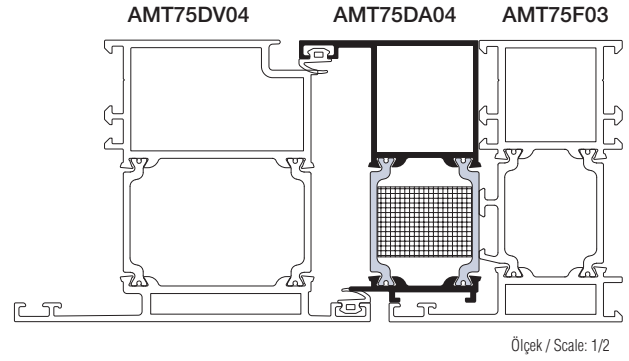
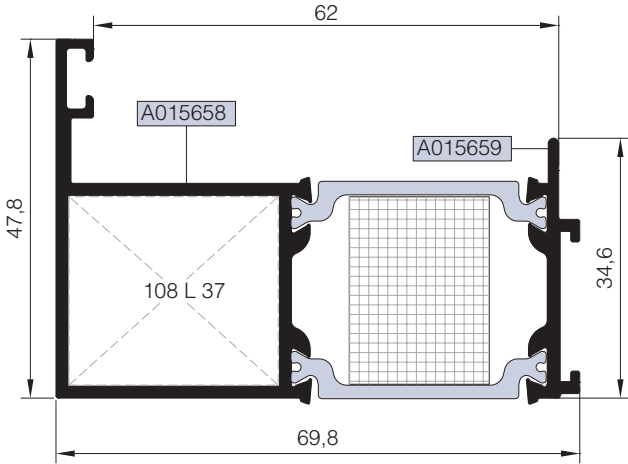
ADAPTÖR VE TİJ PROFİLLERİ

ADAPTER AND SLIDING ROD PROFILES

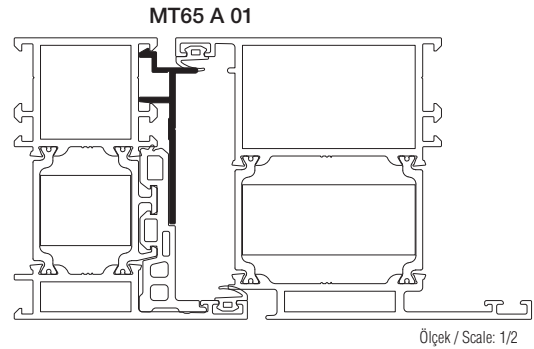
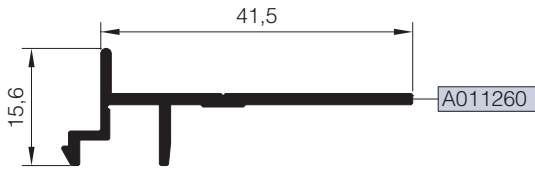
RWT75

KOD / CODE	AĞIRLIK (kg/m) / WEIGHT	J _{xx} cm ⁴	J _{yy} cm ⁴	L m	
AMT75DA04	1,179	----	----	6	
MT65 A 01	0,273	----	----	6	
25 I 06	0,104	----	----	6	
25 I 07	0,143	----	----	6	

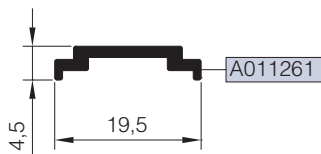
AMT75DA04 (AMT75DV04 İLE)



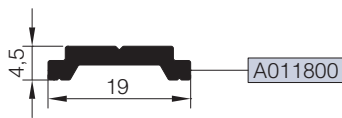
MT65 A 01



25 I 06



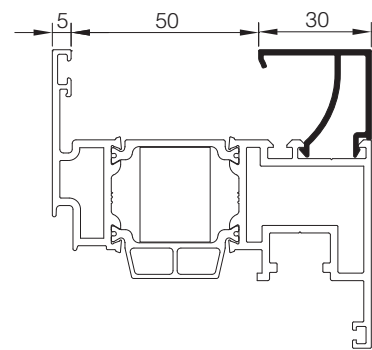
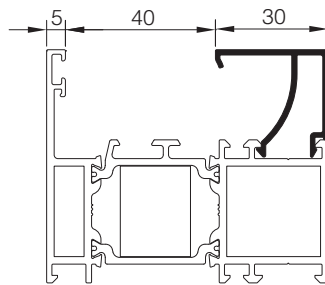
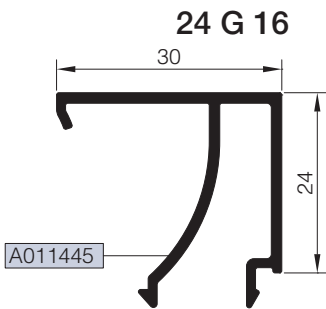
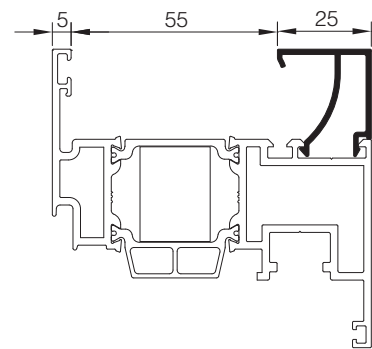
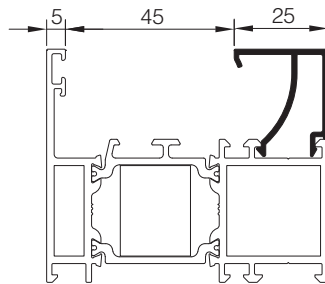
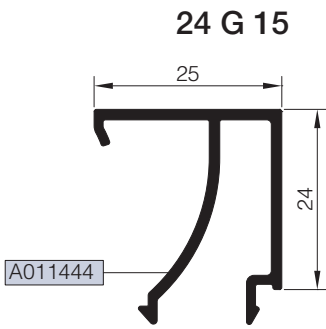
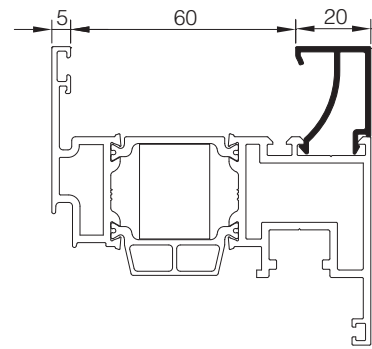
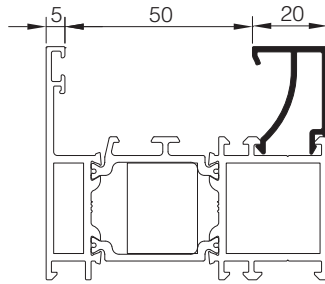
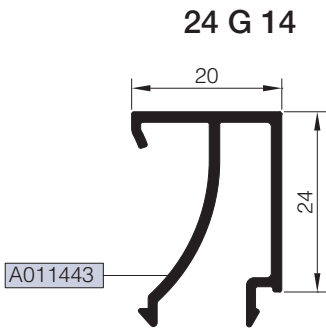
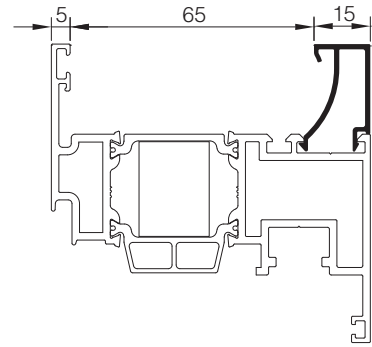
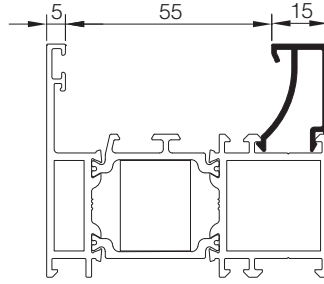
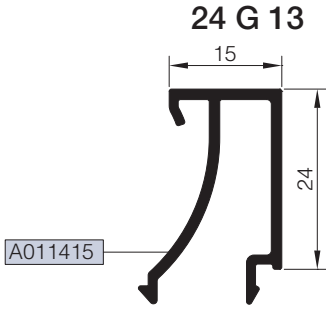
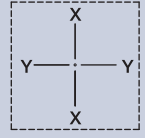
25 I 07*



***Giese kol ve kilitleme aksesuarları sadece 25 I 07 tij profili ile kullanılmalıdır.
Giese handle and locking accessories should be used with only 25 I 07 rod profile

Nr		L m	KESİM ÖLÇÜSÜ CUTTING SIZE	AKS. KODU ACS. CODE
AMT75DA04	A015658	25 L 37 (A002398)	27,7 mm	108 L 37

KOD / CODE	AĞIRLIK (kg/m) / WEIGHT	Jxx cm ⁴	Jyy cm ⁴	L m
24 G 13	0,296	---	---	6
24 G 14	0,315	---	---	6
24 G 15	0,334	---	---	6
24 G 16	0,353	---	---	6



01

02

03

04

05

06

07

08

09

10

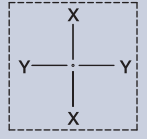
11

12

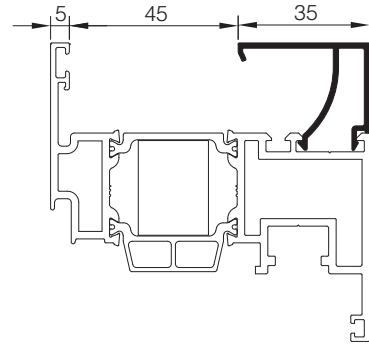
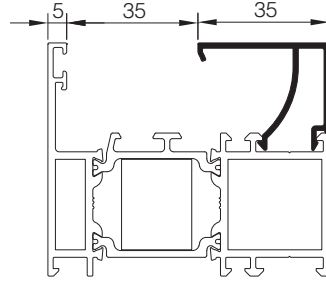
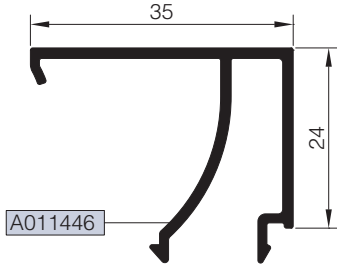
CAM ÇITA PROFİLLERİ
GLAZING BEAD PROFILES

RWT75

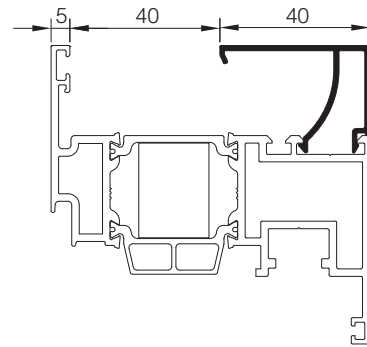
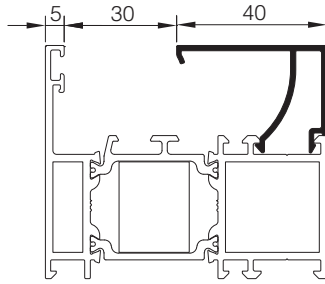
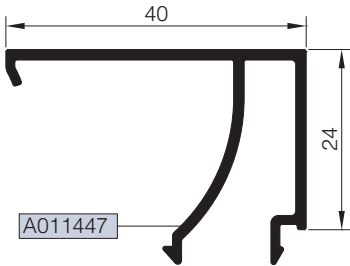
KOD / CODE	AĞIRLIK (kg/m) / WEIGHT	Jxx cm4	Jyy cm4	L m
24 G 17	0,372	----	----	6
24 G 18	0,391	----	----	6



24 G 17



24 G 18



01

02

03

04

05

06

07

08

09

10

11

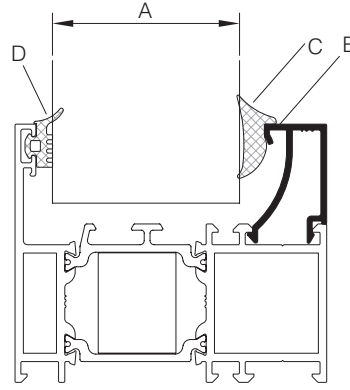
12

UYGULANAN PROFİLLER: AMT75F03-AMT75DV03-AMT75DV04-AMT75M06-AMT75M08-AMT75K04

USE WITH: AMT75F03-AMT75DV03-AMT75DV04-AMT75M06-AMT75M08-AMT75K04

B CAM ÇİTASI GLAZING BEAD	C İÇ CAM FİTİLİ GLAZING GASKET (IN)	A CAM KALINLIĞI GLASS THICKNESS	D DIŞ CAM FİTİLİ GLAZING GASKET (OUT)
24 G 13	01.17.20	48 mm	01.11.15
24 G 13	01.17.05	47 mm	01.11.15
24 G 13	01.17.14	46 mm	01.11.15
24 G 13	01.17.15	45 mm	01.11.15
24 G 13	01.17.21	44 mm	01.11.15
24 G 14	01.17.20	43 mm	01.11.15
24 G 14	01.17.05	42 mm	01.11.15
24 G 14	01.17.14	41 mm	01.11.15
24 G 14	01.17.15	40 mm	01.11.15
24 G 14	01.17.21	39 mm	01.11.15
24 G 15	01.17.20	38 mm	01.11.15
24 G 15	01.17.05	37 mm	01.11.15
24 G 15	01.17.14	36 mm	01.11.15
24 G 15	01.17.15	35 mm	01.11.15
24 G 15	01.17.21	34 mm	01.11.15
24 G 16	01.17.20	33 mm	01.11.15
24 G 16	01.17.05	32 mm	01.11.15
24 G 16	01.17.14	31 mm	01.11.15
24 G 16	01.17.15	30 mm	01.11.15
24 G 16	01.17.21	29 mm	01.11.15

B CAM ÇİTASI GLAZING BEAD	C İÇ CAM FİTİLİ GLAZING GASKET	A CAM KALINLIĞI GLASS THICKNESS	D DIŞ CAM FİTİLİ GLAZING GASKET
24 G 17	01.17.20	28 mm	01.11.15
24 G 17	01.17.05	27 mm	01.11.15
24 G 17	01.17.14	26 mm	01.11.15
24 G 17	01.17.15	25 mm	01.11.15
24 G 17	01.17.21	24 mm	01.11.15
24 G 18	01.17.20	23 mm	01.11.15



CAM MONTAJINDA SADECE BU SİSTEM İÇİN TASARLANAN VE ÜRETİLEN FİTİLLER KULLANILMALIDIR. FARKLI MALZEME KULLANIMLARI İŞLEVSEL VE TASARIMSAL SORUNLARA SEBEP OLABİLİR.
THE GASKETS USED DURING INSTALLING THE GLASS SHOULD BE ONLY THE ONES CREATED FOR THIS SYSTEM, THE USE OF OTHER MATERIALS MAY CAUSE FUNCTIONAL AND DESIGN PROBLEMS.

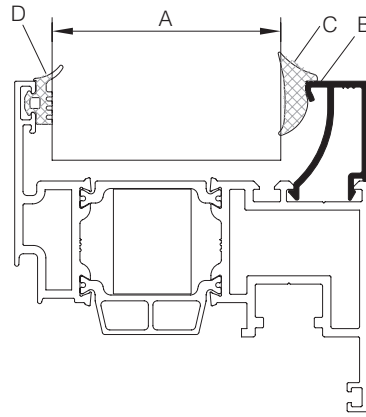
TABLODA VERİLEN CAM KALINLIKLARI TEORİK OLUP SİSTEMİN ISI PERFORMANS KRİTERLERİNDEN BAĞIMSIZDIR. YALITIMLI SİSTEMLERDE TEK CAMLI(*) KOMBİNASYONLAR ÖNERİLMEZ.
THE GLASS THICKNESSES IN THE TABLE ARE THEORETICAL AND INDEPENDENT FROM THERMAL PERFORMANCE CRITERIA OF THE SYSTEM. SINGLE GLAZING(*) IS NOT RECOMMENDED FOR INSULATED SYSTEMS

YUKARIDA VERİLEN TABLODA CAM-FİTİL VE PROFİL İLİŞKİSİ TEORİK OLUP PROFİL VE CAM TOLERANSLARINDAN KAYNAKLI ÖLÇÜ FAKLILIKLARI OLUŞABİLİR.
THE RELATIONSHIP BETWEEN GLASS-GASKET AND PROFILE PROVIDED IN THE TABLE IS THEORETICAL. IT MAY OCCUR SIZE DIFFERENCES FROM THE TOLERANCES OF PROFILE AND GLASS.

UYGULANAN PROFİLLER: AMT75V04-AMT75V03-AMT75DV05-AMT75DV06-AMT75V05
USE WITH: AMT75V04-AMT75V03-AMT75DV05-AMT75DV06-AMT75V05

B CAM ÇITASI GLAZING BEAD	C İÇ CAM FİTİLİ GLAZING GASKET	A CAM KALINLIĞI GLASS THICKNESS	D DIŞ CAM FİTİLİ GLAZING GASKET
24 G 13	01.17.20	58 mm	01.11.15
24 G 13	01.17.05	57 mm	01.11.15
24 G 13	01.17.14	56 mm	01.11.15
24 G 13	01.17.15	55 mm	01.11.15
24 G 13	01.17.21	54 mm	01.11.15
24 G 14	01.17.20	53 mm	01.11.15
24 G 14	01.17.05	52 mm	01.11.15
24 G 14	01.17.14	51 mm	01.11.15
24 G 14	01.17.15	50 mm	01.11.15
24 G 14	01.17.21	49 mm	01.11.15
24 G 15	01.17.20	48 mm	01.11.15
24 G 15	01.17.05	47 mm	01.11.15
24 G 15	01.17.14	46 mm	01.11.15
24 G 15	01.17.15	45 mm	01.11.15
24 G 15	01.17.21	44 mm	01.11.15
24 G 16	01.17.20	43 mm	01.11.15
24 G 16	01.17.05	42 mm	01.11.15
24 G 16	01.17.14	41 mm	01.11.15
24 G 16	01.17.15	40 mm	01.11.15
24 G 16	01.17.21	39 mm	01.11.15

B CAM ÇITASI GLAZING BEAD	C İÇ CAM FİTİLİ GLAZING GASKET	A CAM KALINLIĞI GLASS THICKNESS	D DIŞ CAM FİTİLİ GLAZING GASKET
24 G 17	01.17.20	38 mm	01.11.15
24 G 17	01.17.05	37 mm	01.11.15
24 G 17	01.17.14	36 mm	01.11.15
24 G 17	01.17.15	35 mm	01.11.15
24 G 17	01.17.21	34 mm	01.11.15
24 G 18	01.17.20	33 mm	01.11.15
24 G 18	01.17.05	32 mm	01.11.15
24 G 18	01.17.14	31 mm	01.11.15
24 G 18	01.17.15	30 mm	01.11.15
24 G 18	01.17.21	29 mm	01.11.15



CAM MONTAJINDA SADECE BU SİSTEM İÇİN TASARLANAN VE ÜRETİLEN FİTİLLER KULLANILMALIDIR. FARKLI MALZEME KULLANIMLARI İŞLEVSEL VE TASARIMSAL SORUNLARA SEBEP OLABİLİR.
THE GASKETS USED DURING INSTALLING THE GLASS SHOULD BE ONLY THE ONES CREATED FOR THIS SYSTEM, THE USE OF OTHER MATERIALS MAY CAUSE FUNCTIONAL AND DESIGN PROBLEMS.

TABLODA VERİLEN CAM KALINLIKLARI TEORİK OLUP SİSTEMİN ISI PERFORMANS KRİTERLERİNDEN BAĞIMSIZDIR. YALITIMLI SİSTEMLERDE TEK CAMLI(*) KOMBİNASYONLAR ÖNERİLMEZ.
THE GLASS THICKNESSES IN THE TABLE ARE THEORETICAL AND INDEPENDENT FROM THERMAL PERFORMANCE CRITERIA OF THE SYSTEM. SINGLE GLAZING(*) IS NOT RECOMMENDED FOR INSULATED SYSTEMS

YUKARIDA VERİLEN TABLODA CAM-FİTİL VE PROFİL İLİŞKİSİ TEORİK OLUP PROFİL VE CAM TOLERANSLARINDAN KAYNAKLI ÖLÇÜ FAKLİLİKLERİ OLUŞABİLİR.
THE RELATIONSHIP BETWEEN GLASS-GASKET AND PROFILE PROVIDED IN THE TABLE IS THEORETICAL. IT MAY OCCUR SIZE DIFFERENCES FROM THE TOLERANCES OF PROFILE AND GLASS.

TAKOZLAR (CLEATS)

PROFİL KODU (PROFILE CODE)	25 L 03	25 L 26	25 L 32	25 L 36
FABRİKA KODU (FACTORY CODE)	A002021	A010540	A002430	A002397
AĞIRLIK (WEIGHT)	4,315 kg/m	4,870 kg/m	3,702 kg/m	3,229 kg/m
ÇİZİM (DRAWING)				
PROFİL KODU (PROFILE CODE)	25 L 44	25 L 51	25 L 37	
FABRİKA KODU (FACTORY CODE)	A010786	A010887	A002398	
AĞIRLIK (WEIGHT)	6,652 kg/m	4,409 kg/m	7,970 kg/m	
ÇİZİM (DRAWING)				

Nr		KESİM ÖLÇÜSÜ CUTTING SIZE	AKS. KODU ACS. CODE	
AMT75F03	A011299	25 L 36 (A002397)	24,6 mm	288 L 36
	A011298	25 L 36 (A002397)	7,6 mm	288 L 36
AMT75F05	A011877	25 L 36 (A002397)	24,6 mm	288 L 36
	A011298	25 L 36 (A002397)	7,6 mm	288 L 36
AMT75V03	A011219	25 L 03 (A002021)	31,9 mm	274 L 03
	A011218	25 L 03 (A002021)	6,8 mm	275 L 03
AMT75V04	A011301	25 L 36 (A002397)	30,9 mm	110 L 36
	A011300	25 L 36 (A002397)	5,8 mm	167 L 36
AMT75V05	A011717	25 L 51 (A010887)	30,9 mm	110 L 51
	A011300	25 L 36 (A002397)	5,9 mm	167 L 36
AMT75DV03	A011303	25 L 26 (A010540)	27,1 mm	289 L 26
	A011302	25 L 32 (A002430)	5,1 mm	228 L 32
AMT75DV04	A011305	25 L 26 (A010540)	19,1 mm	150 L 26
	A011304	25 L 44 (A010786)	5,1 mm	228 L 44
AMT75DV05	A011718	25 L 03 (A002021)	30,9 mm	110 L 03
	A011720	25 L 44 (A010786)	5,9 mm	128 L 44
AMT75DV06	A011719	25 L 03 (A002021)	24,9 mm	322 L 03
	A011721	25 L 03 (A002021)	5,9 mm	128 L 03
AMT75M06	A011299	25 L 36 (A002397)	24,6 mm	288 L 36
	A011306	25 L 36 (A002397)	7,6 mm	287 L 36
AMT75M08	A011299	25 L 36 (A002397)	24,6 mm	288 L 36
	A011631	25 L 36 (A002397)	7,6 mm	287 L 36
AMT75M09	A011229	25 L 03 (A002021)	24,5 mm	310 L 03
	A011228	25 L 03 (A002021)	7,6 mm	287 L 03
AMT75DA04	A015658	25 L 37 (A002398)	27,7 mm	108 L 37

01

02

03

04

05

06

07

08

09

10

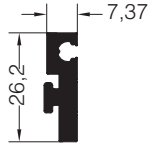
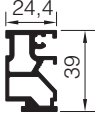
11

12



ORTA KAYIT BAĞLANTI PROFİLLERİ MULLION CONNECTION PROFILES

RWT75

ORTA KAYIT BAĞLANTI (MULLION CONNECTION PIECE)

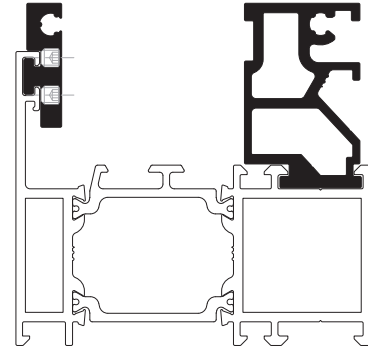
PROFİL KODU (PROFILE CODE)	25 J 43	25 J 27		
FABRİKA KODU (FACTORY CODE)	A011874	A011352		
AĞIRLIK (WEIGHT)	0,403 kg/m	0,889 kg/m		
ÇİZİM (DRAWING)				

KASA-ORTAKAYIT-AMT75DV03&04&05&06 İÇİNDE KULLANILIRSA USED IN FRAME- MULLION - AMT756DV03&04&05&06

Nr		 L m	KESİM ÖLÇÜSÜ CUTTING SIZE	 AKS. KODU ACS. CODE
AMT75M06	A011299	25 J 27 (A011352)	23,7 mm	285 J 27
	A011306	25 J 43 (A011874)	23,7 mm	285 J 43
AMT75M08	A011299	25 J 27 (A011352)	23,7 mm	285 J 27
	A011631	25 J 43 (A011874)	23,7 mm	285 J 43
AMT75M09	A011229	25 J 27 (A011352)	36,4 mm	163 J 27
	A011228	25 J 43 (A011874)	36,4 mm	163 J 43
AMT75K04	A011308	25 J 27 (A011352)	67,6 mm	284 J 27
	A011307	25 J 43 (A011874)	62,5 mm	283 J 43

25 J 43

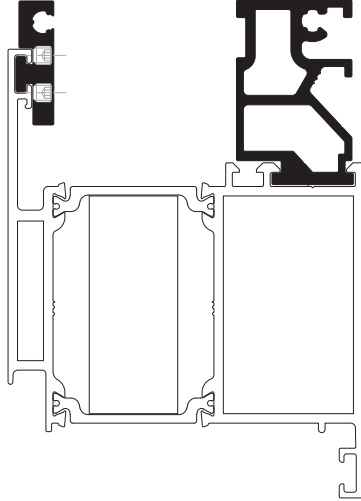
25 J 27



AMT75F03
AMT75F05

25 J 43

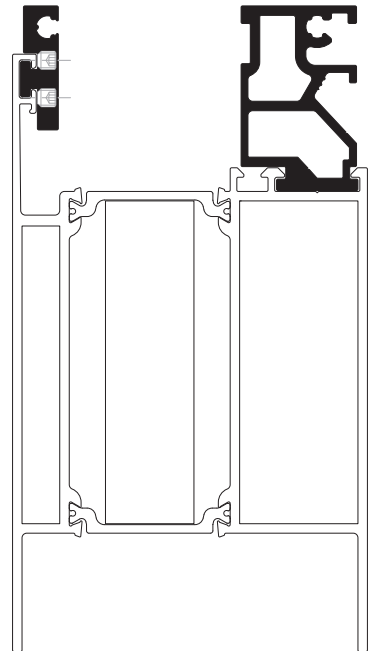
25 J 27



AMT75DV03
AMT75DV04
AMT75DV05
AMT75DV06

25 J 43

25 J 27



AMT75K04

STOKTA BULUNAN SİSTEM PROFİLLERİNİN LİSTESİ (LIST OF SYSTEM PROFILES IN STOCK)

Nr			MIN. SİPARİŞ MİKTARI MIN. ORDER QUANTITY
AMT75F03	A011299	75 kg	150 kg
	A011298	75 kg	
AMT75V04	A011301	75 kg	150 kg
	A011300	75 kg	
AMT75V05	A011717	75 kg	150 kg
	A011300	75 kg	
AMT75DV04	A011305	75 kg	150 kg
	A011304	75 kg	
AMT75DV03	A011303	75 kg	150 kg
	A011302	75 kg	
AMT75DV05	A011718	75 kg	150 kg
	A011720	75 kg	
AMT75M06	A011299	75 kg	150 kg
	A011306	75 kg	
AMT75K04	A011308	75 kg	150 kg
	A011307	75 kg	
AMT75DA01	A011245	75 kg	150 kg
	A011244	75 kg	
AMT75DA02	A011242	75 kg	150 kg
	A011243	75 kg	
AMT75K04	A011257	75 kg	150 kg
	A011256	75 kg	
MT65 A 01	A011260	75 kg	
25 L 03	A002021	75 kg	
25 L 26	A010540	75 kg	
25 L 32	A002430	75 kg	
25 L 35	A010076	75 kg	
25 L 36	A002397	75 kg	
25 L 44	A010786	75 kg	
25 L 51	A010887	75 kg	
24 G 13	A011415	75 kg	
24 G 14	A011443	75 kg	
24 G 15	A011444	75 kg	
24 G 16	A011445	75 kg	
24 G 17	A011446	75 kg	
24 G 18	A011447	75 kg	
25 J 26	A011347	75 kg	
25 J 27	A011352	75 kg	
25 J 28	A011349	75 kg	
25 J 29	A011350	75 kg	
25 J 30	A011351	75 kg	

* STOKTA BULUNMAYAN TÜM PROFİLLER İÇİN MİNİMUM SİPARİŞ MİKTARI 300'KG'DİR.
MINIMUM ORDER QUANTITY FOR ALL THE PROFILES THAT ARE NOT IN STOCK IS 300 KG.

01

02

03

04

05

06

07

08

09

10

11

12

MİMARİ KATALOG ARCHITECTURAL CATALOGUE

Alüminyum Kapı Pencere ve Giydirme Cephe Sistemleri
Aluminium Door Window and Facade Systems



Rescara Sistem Detayları
Rescara System Details

RWT75

DETAYLAR

DETAILS

01

02

03

04

05

06

07

08

09

10

11

12

01

02

03

04

05

06

07

08

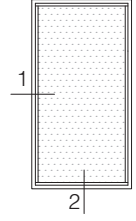
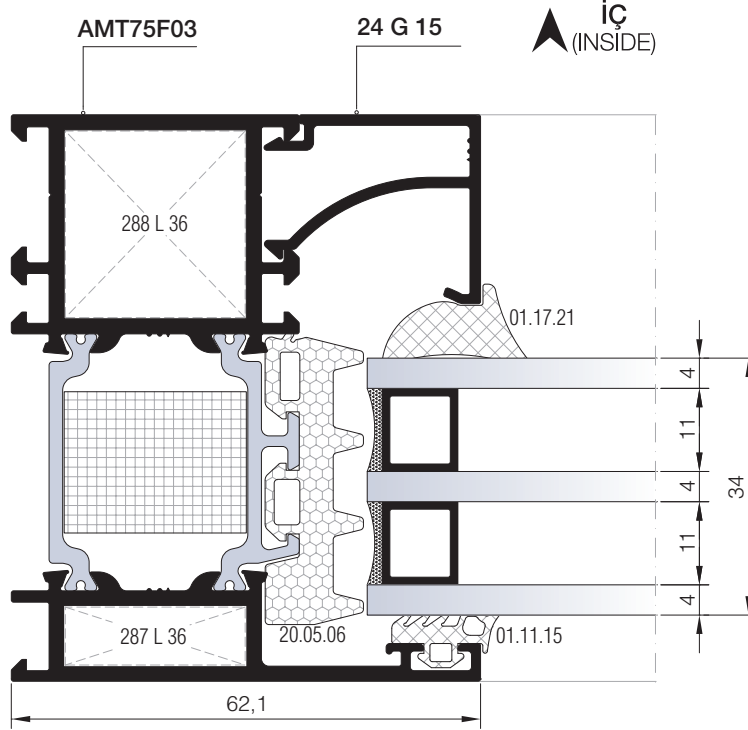
09

10

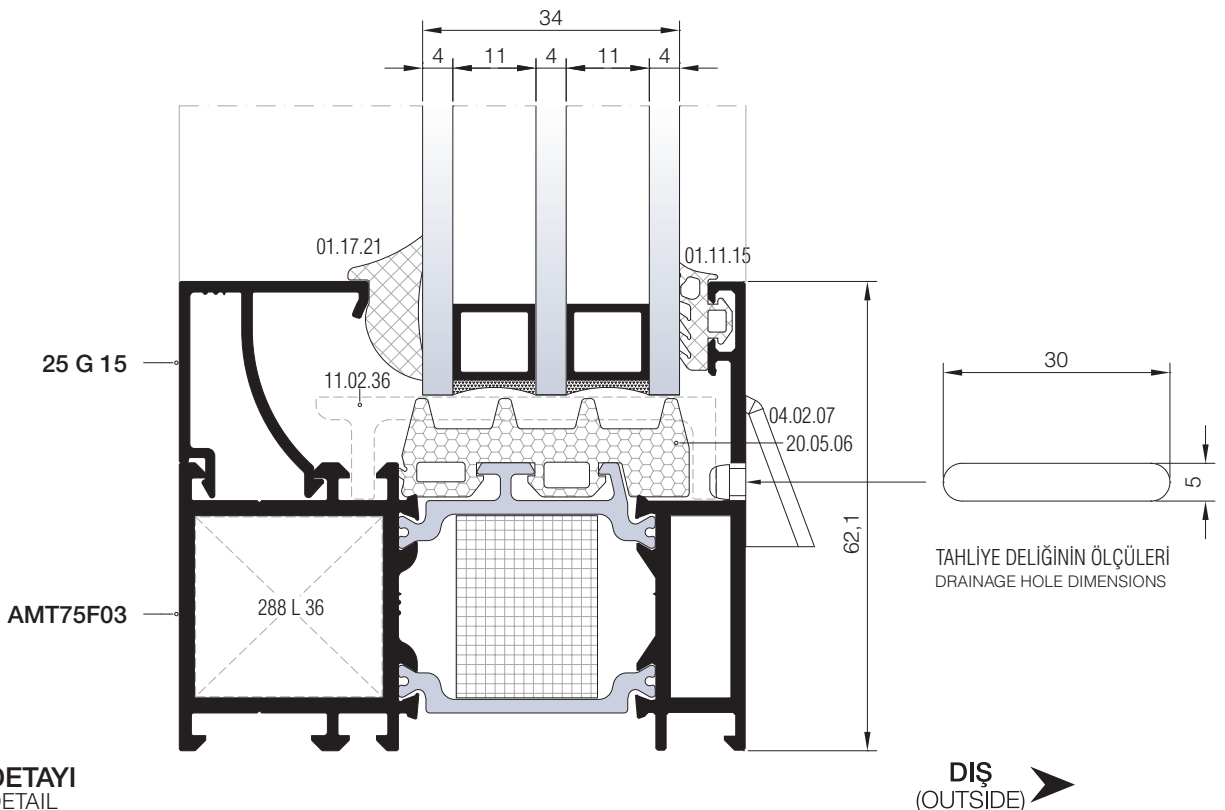
11

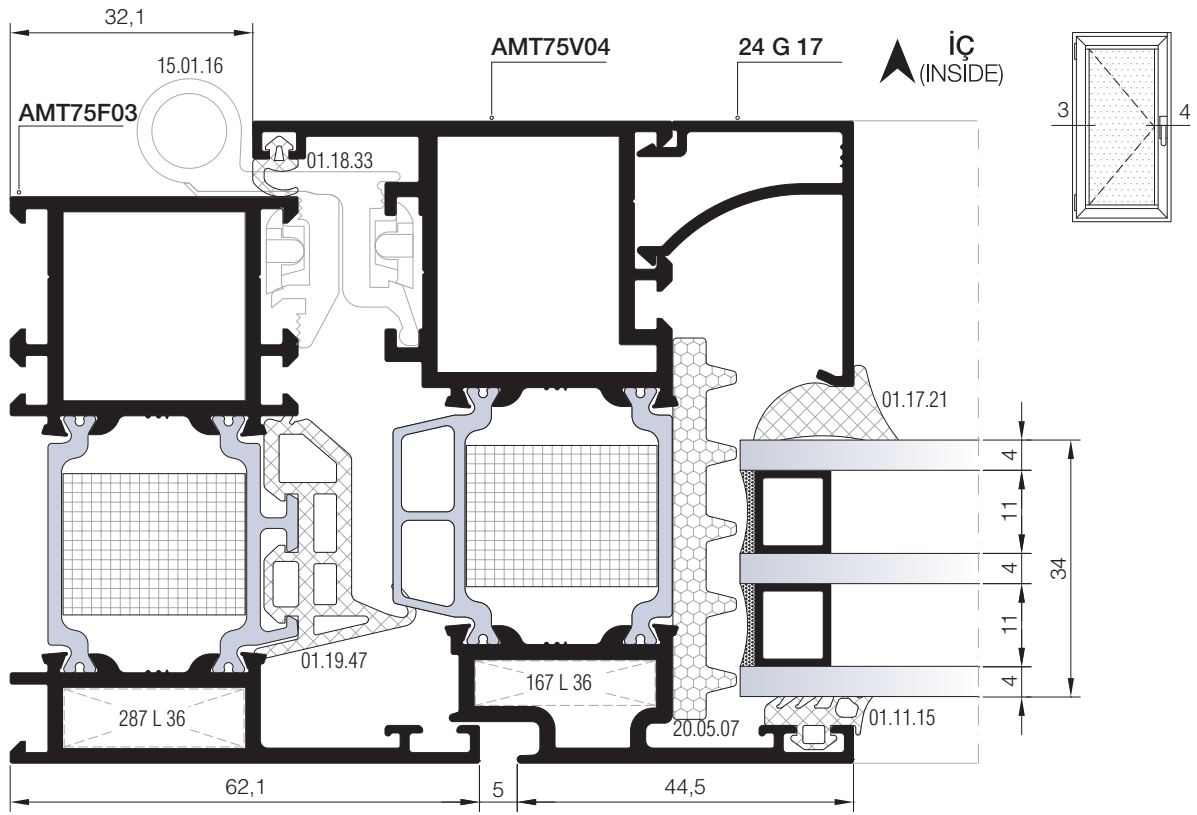
12

1 DETAYI
DETAIL

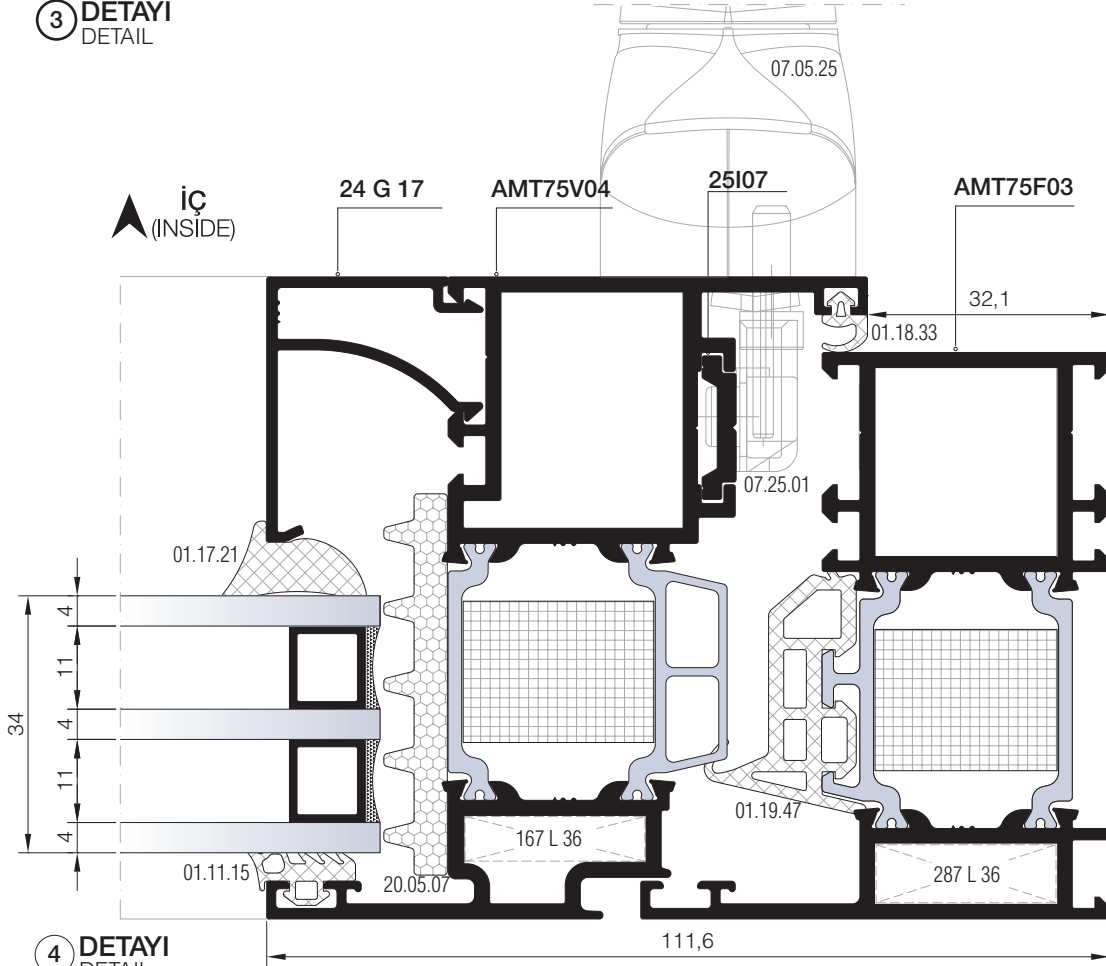


2 DETAYI
DETAIL





③ DETAYI
DETAIL



④ DETAYI
DETAIL

01

02

03

04

05

06

07

08

09

10

11

12

01

02

03

04

05

06

07

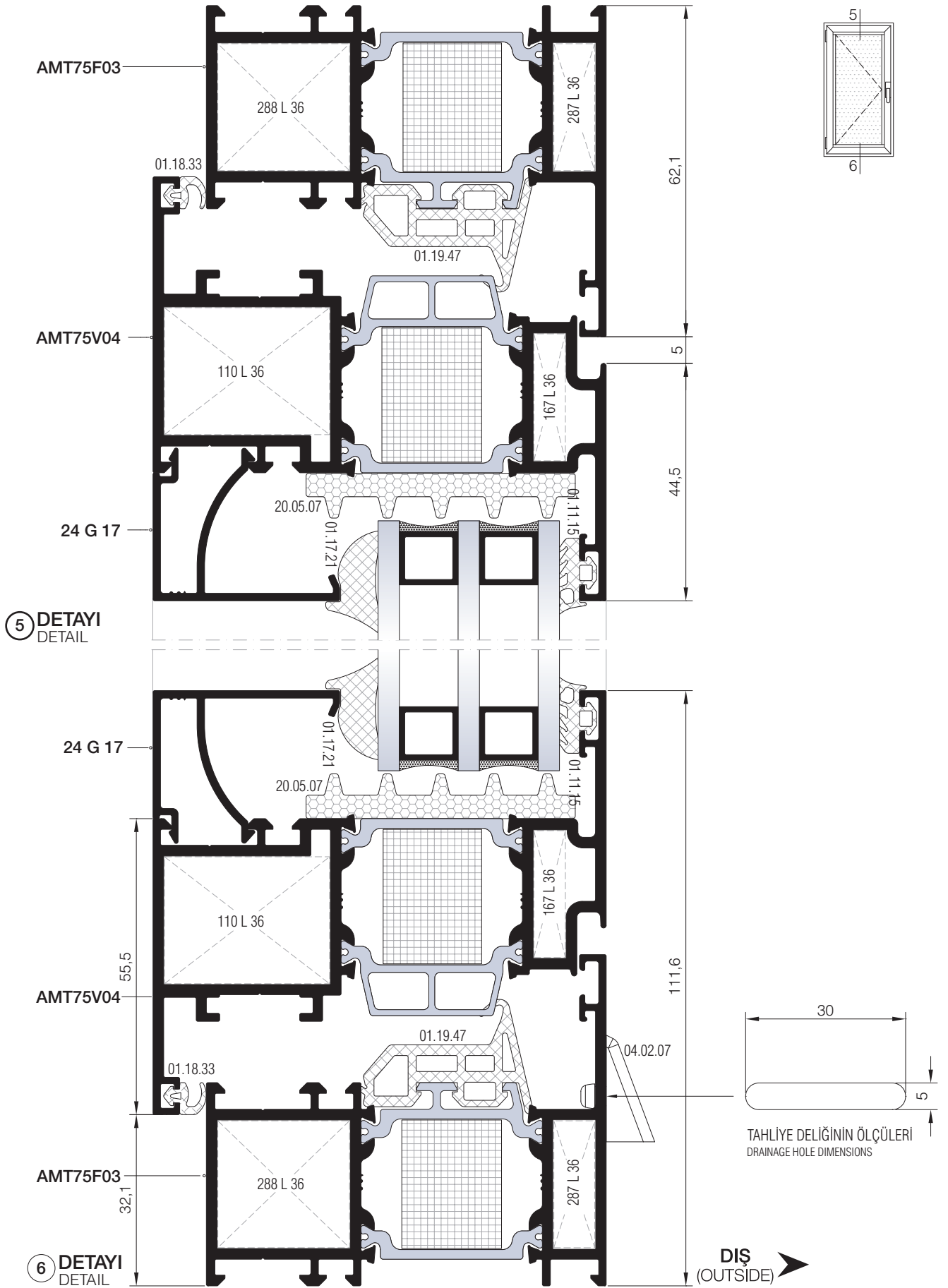
08

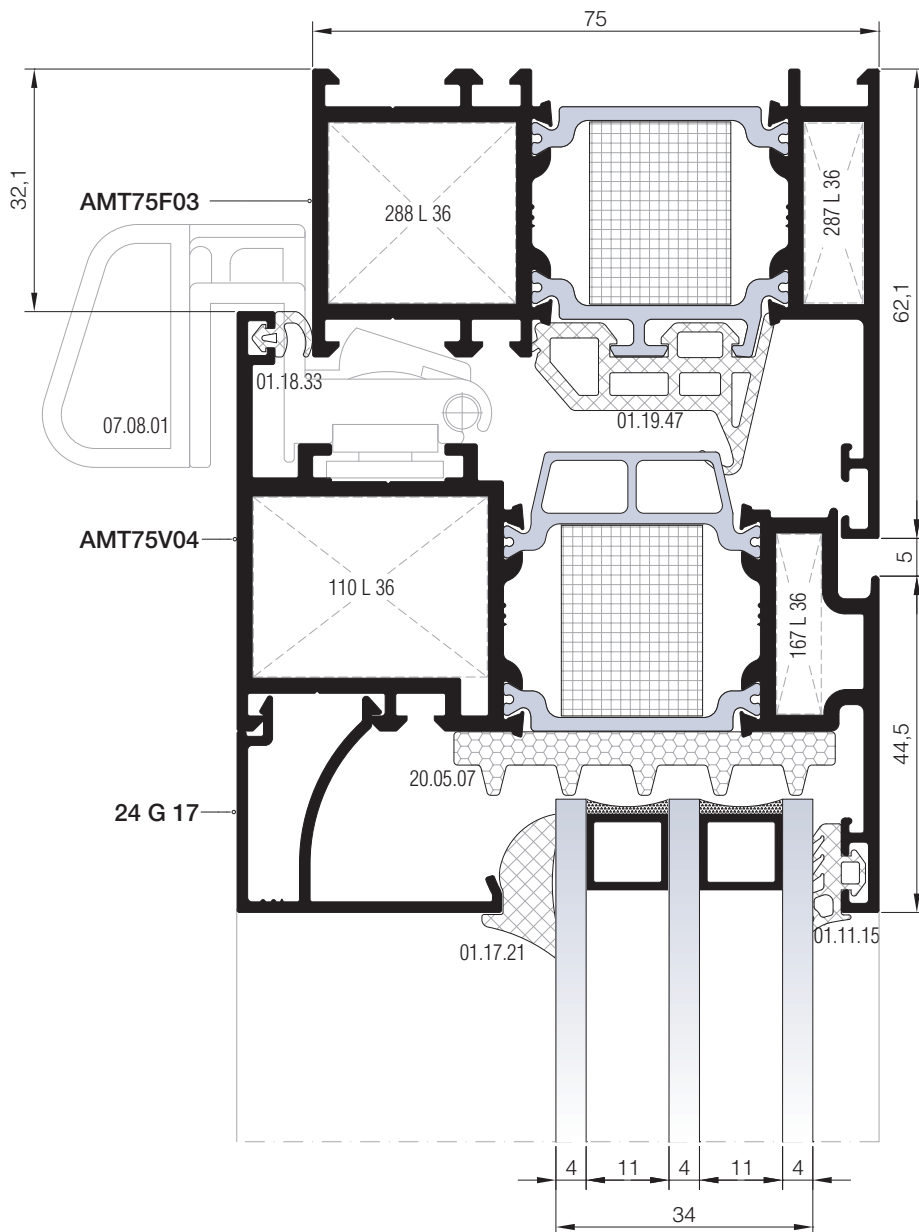
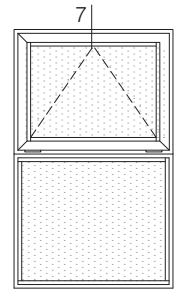
09

10

11

12





01

02

03

04

05

06

07

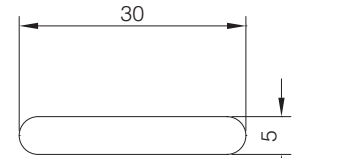
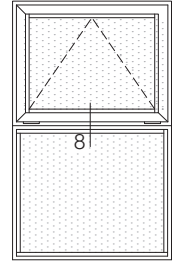
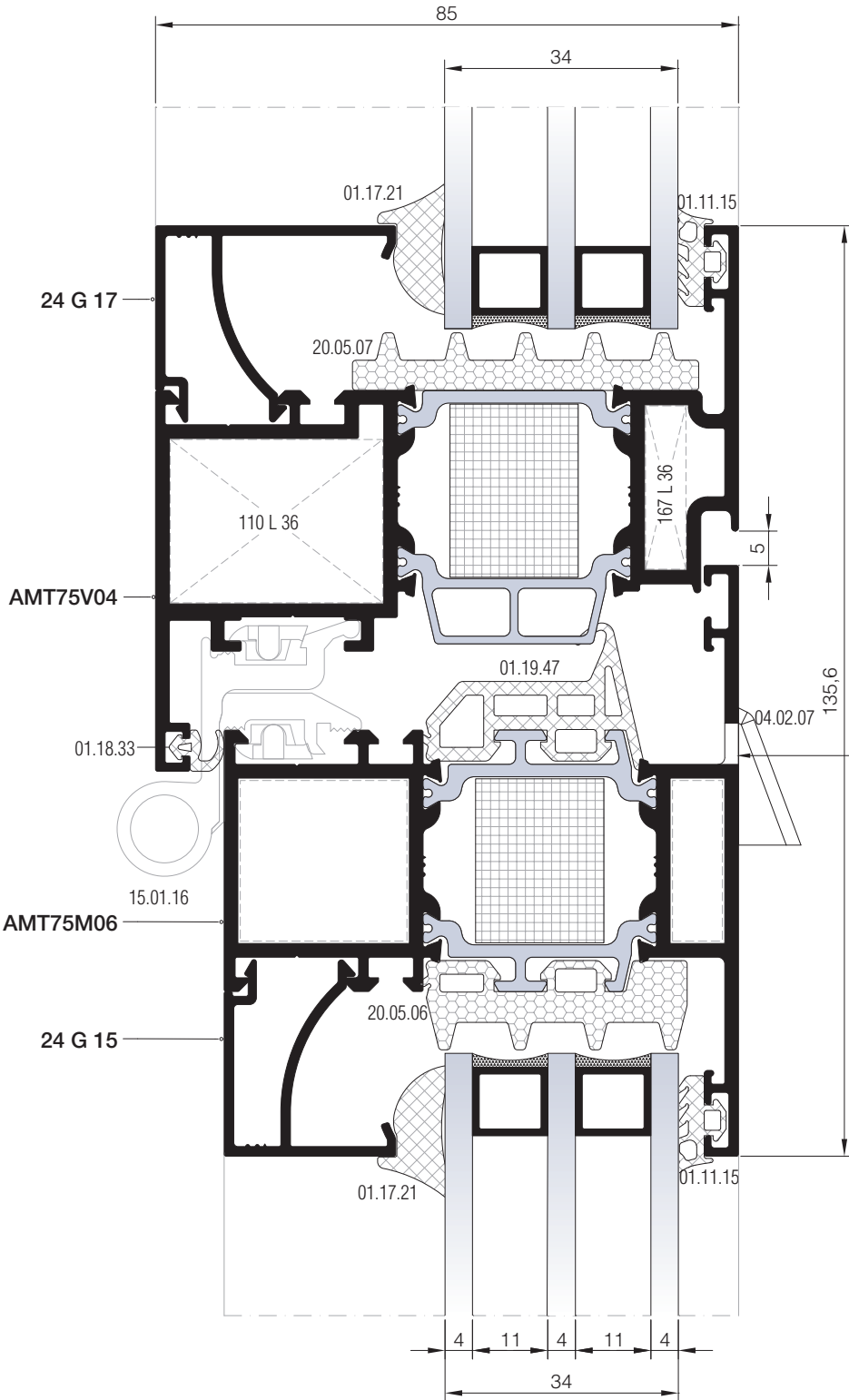
08

09

10

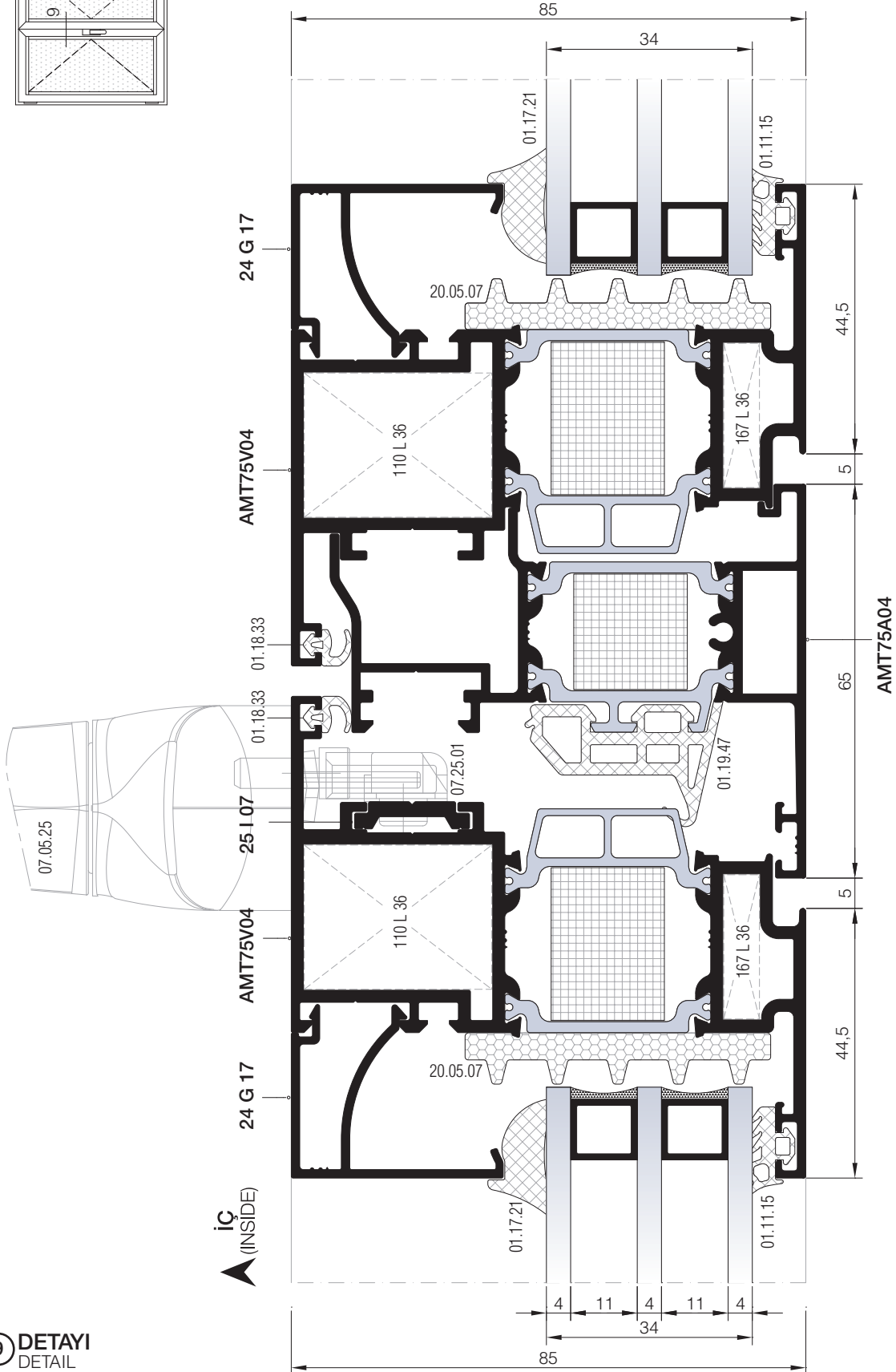
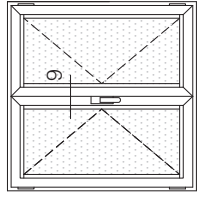
11

12



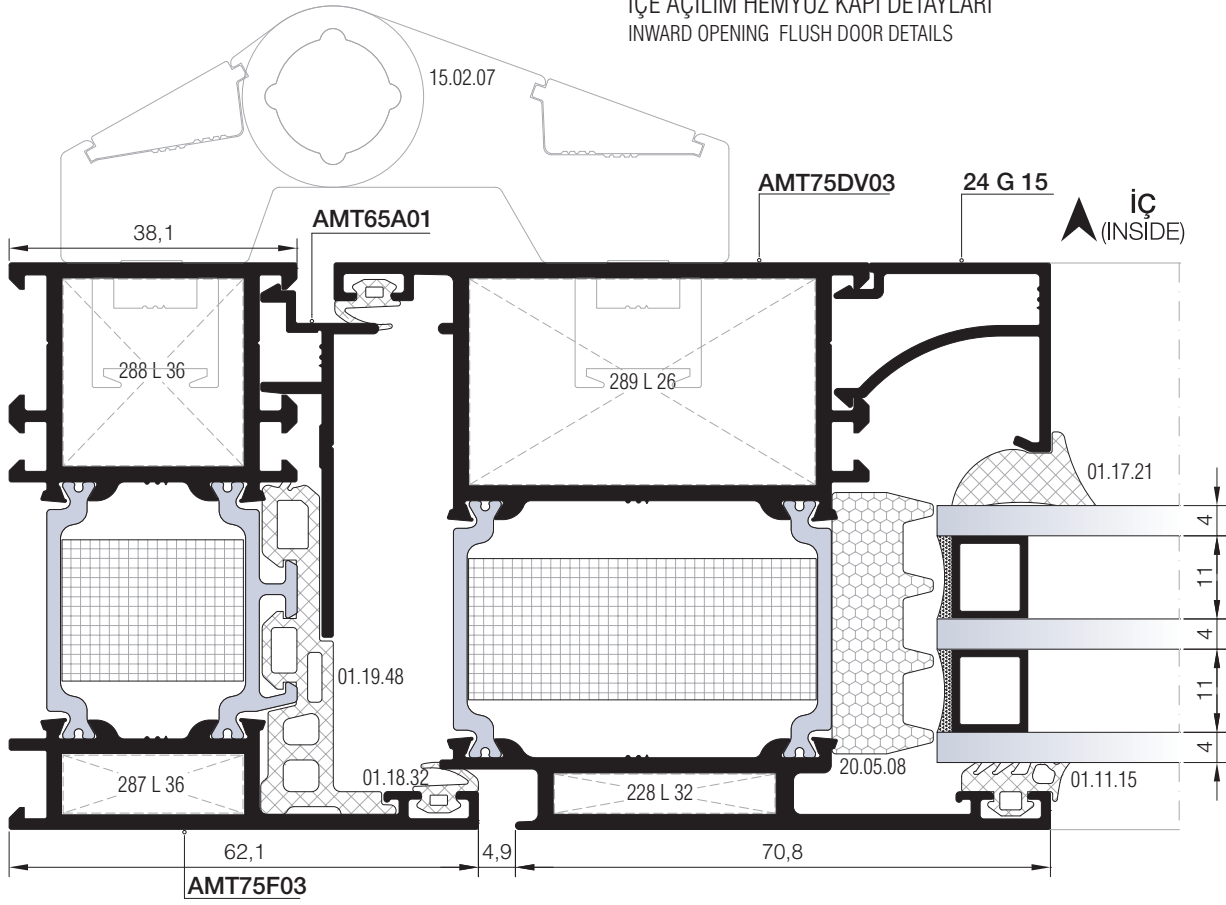
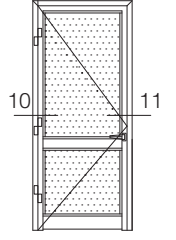
TAHLİYE DELİĞİNİN ÖLÇÜLERİ
DRAINAGE HOLE DIMENSIONS

DIŞ
(OUTSIDE) ➔

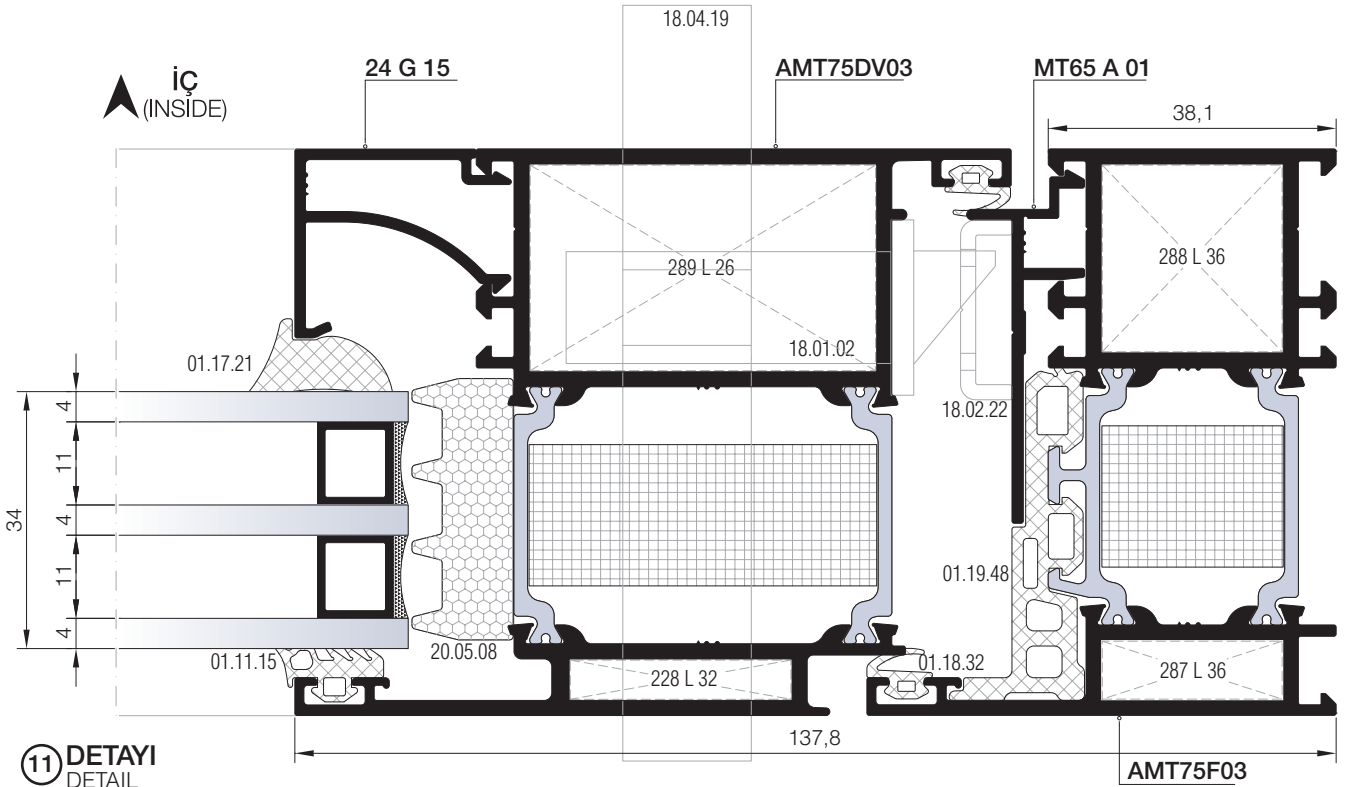


- 01
- 02
- 03
- 04
- 05
- 06
- 07
- 08
- 09
- 10
- 11
- 12

İÇE AÇILIM HEMİYÜZ KAPI DETAYLARI
INWARD OPENING FLUSH DOOR DETAILS

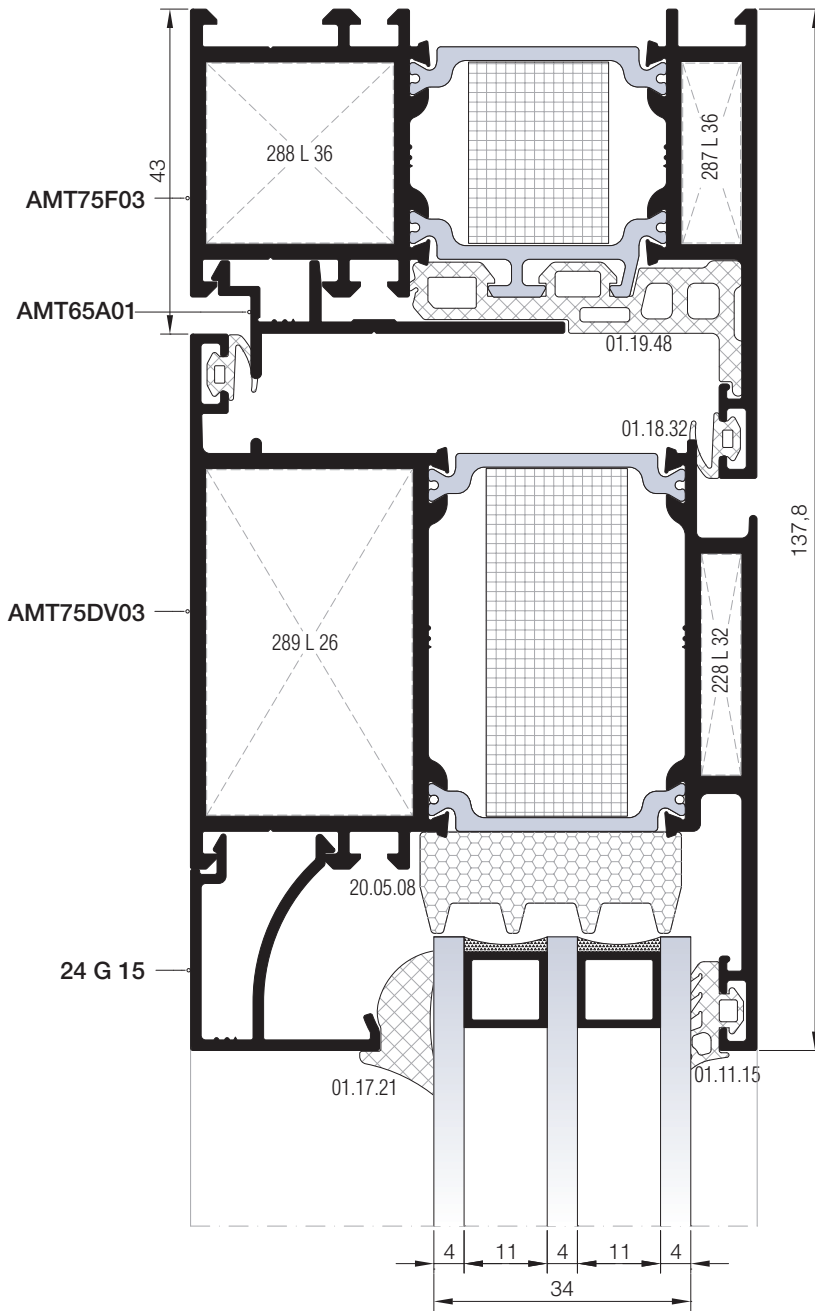
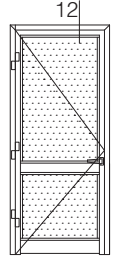


10 DETAYI
DETAIL



11 DETAYI
DETAIL

İÇE AÇILIM HEMYÜZ KAPI DETAYLARI
INWARD OPENING FLUSH DOOR DETAILS



01

İÇE AÇILIM HEMYÜZ KAPI DETAYLARI
INWARD OPENING FLUSH DOOR DETAILS

02

03

04

05

06

07

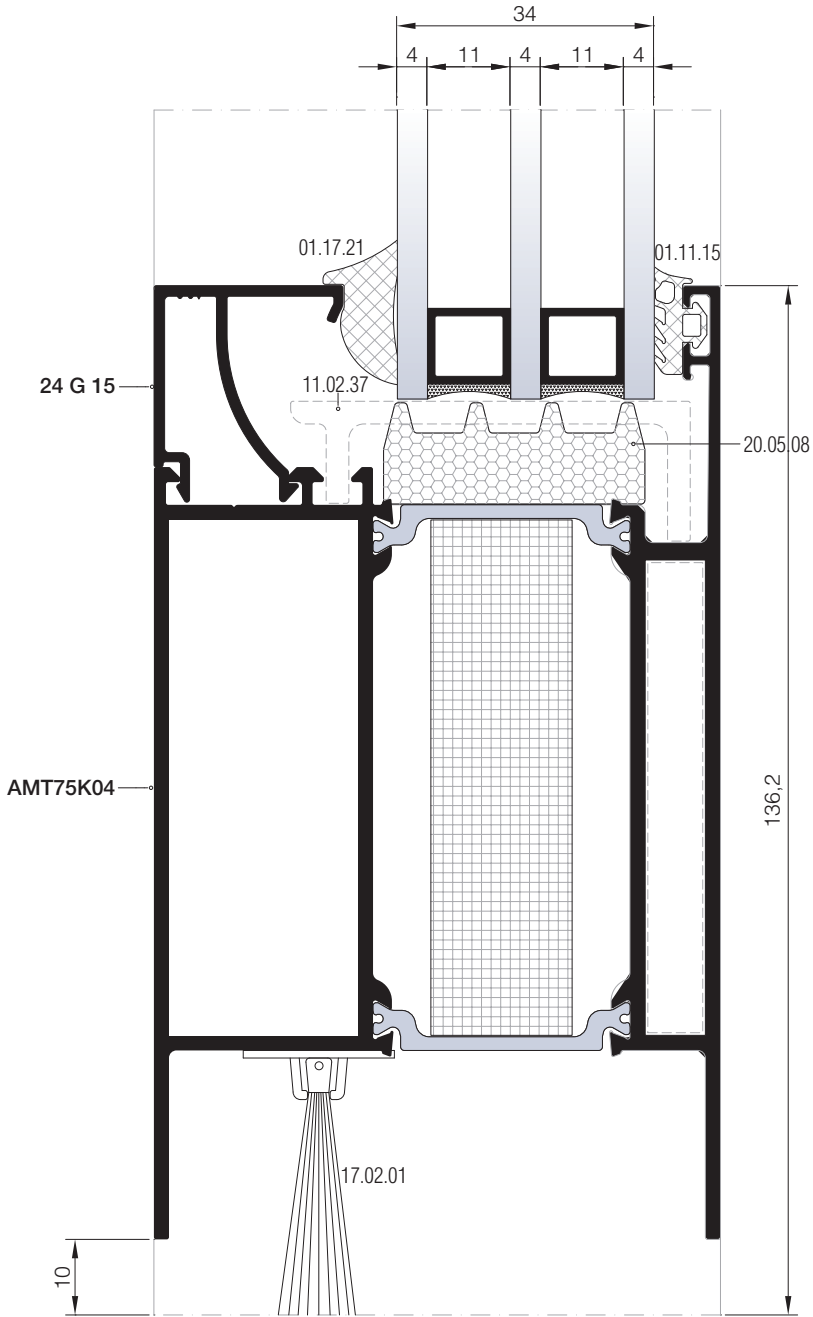
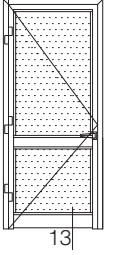
08

09

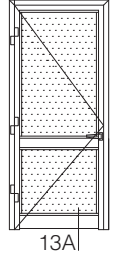
10

11

12



İÇE AÇILIM HEMYÜZ KAPI DETAYLARI
INWARD OPENING FLUSH DOOR DETAILS



01

02

03

04

05

06

07

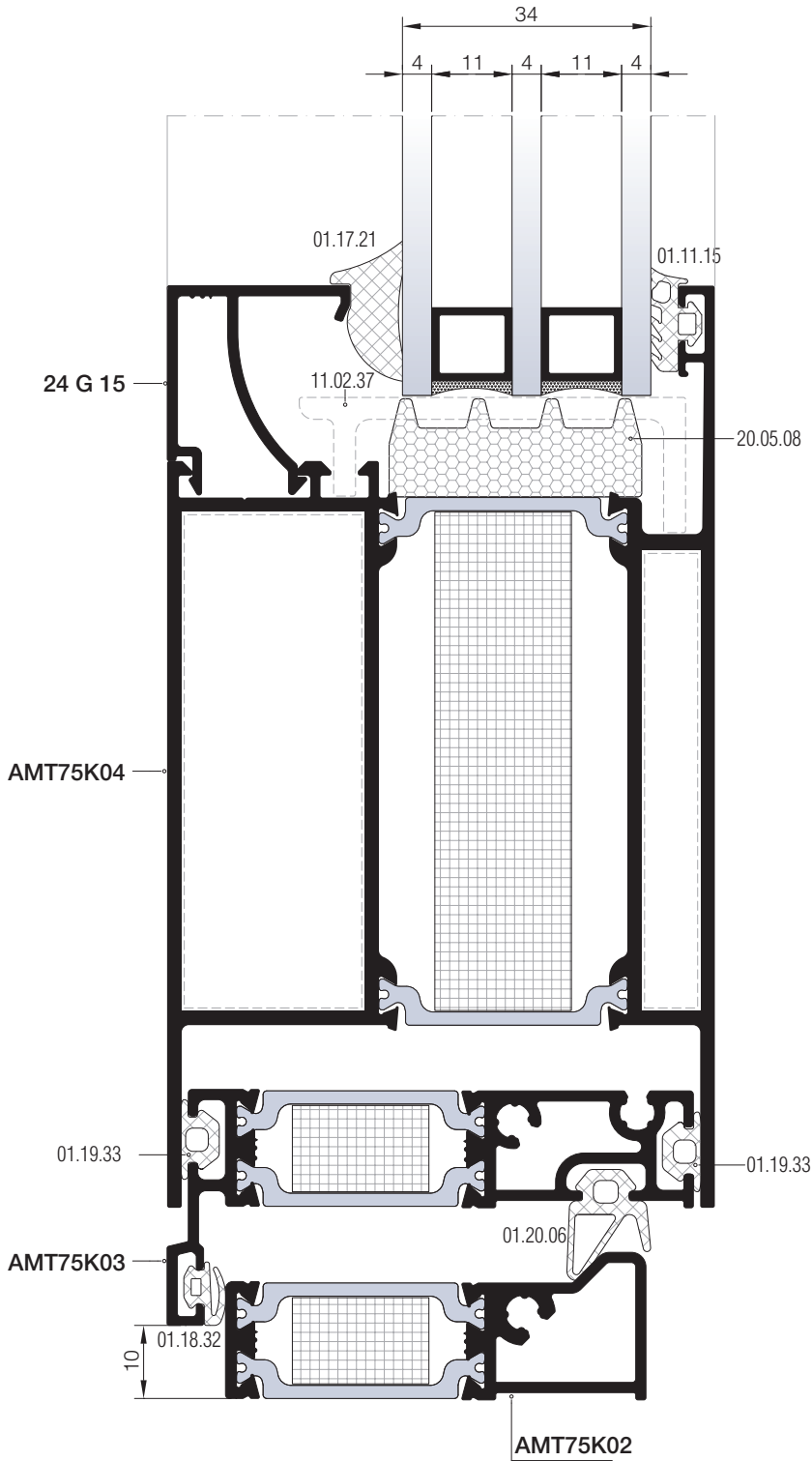
08

09

10

11

12



01

02

03

04

05

06

07

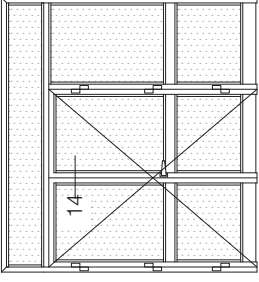
08

09

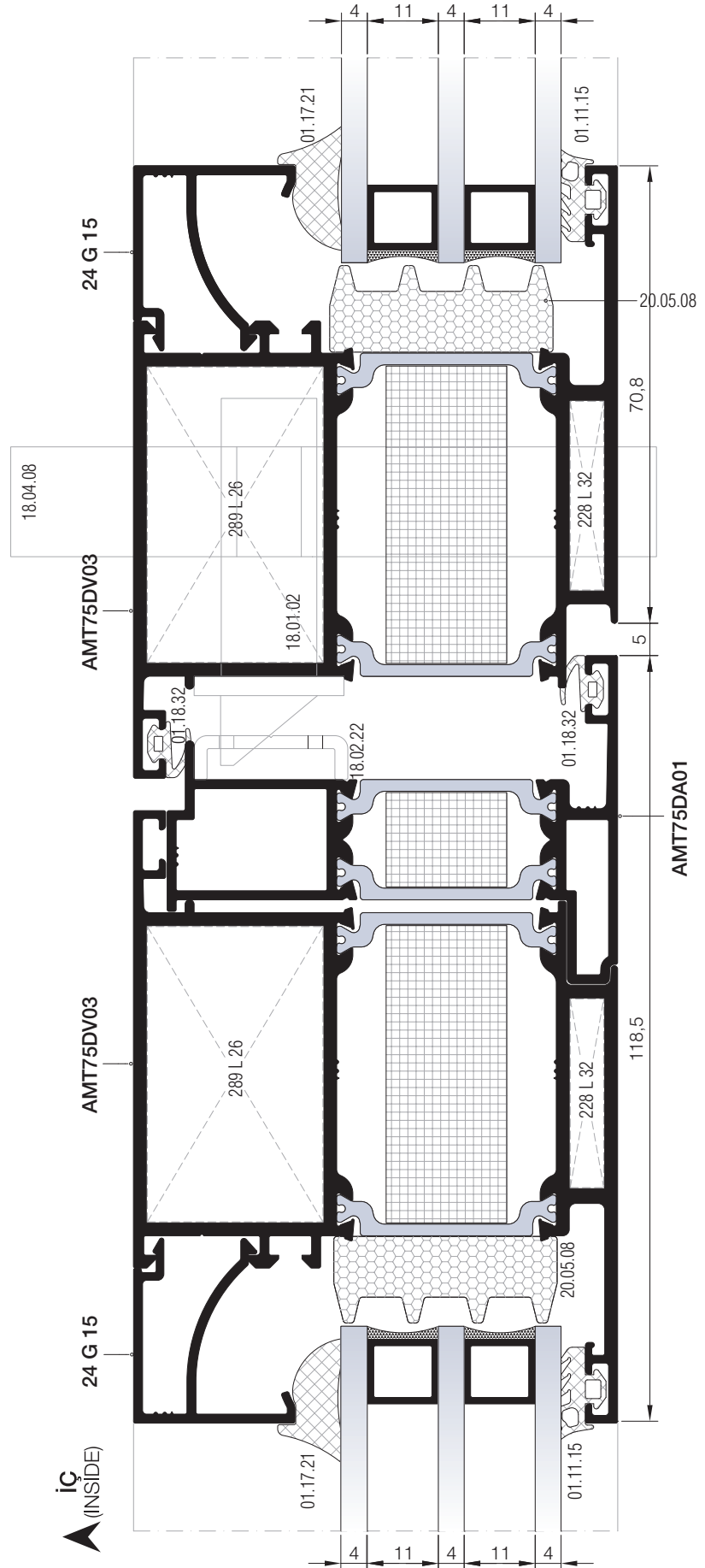
10

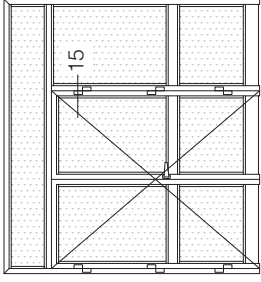
11

12

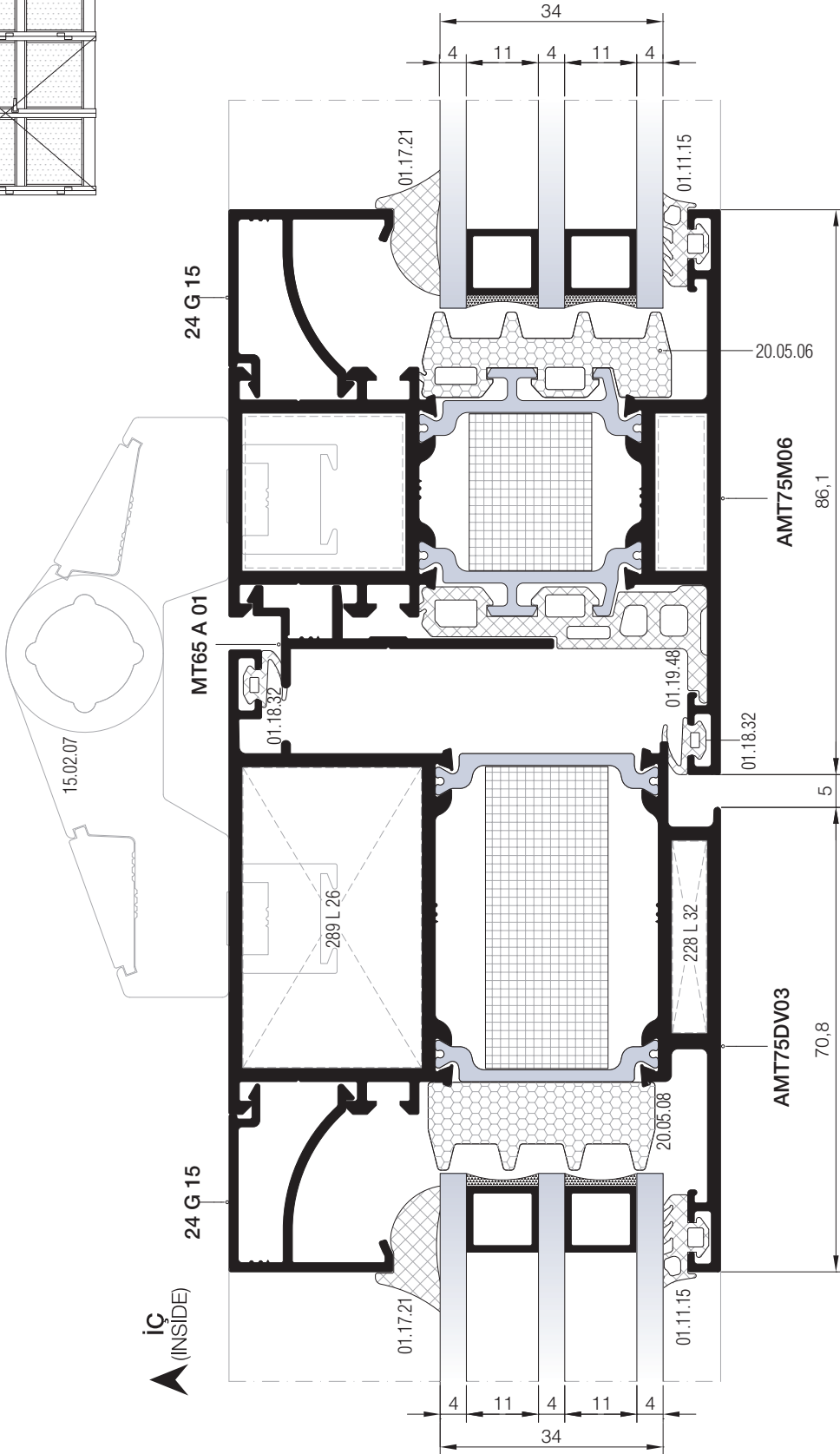


İÇE AÇILIM HEMYÜZ KAPI DETAYLARI
INWARD OPENING FLUSH DOOR DETAILS



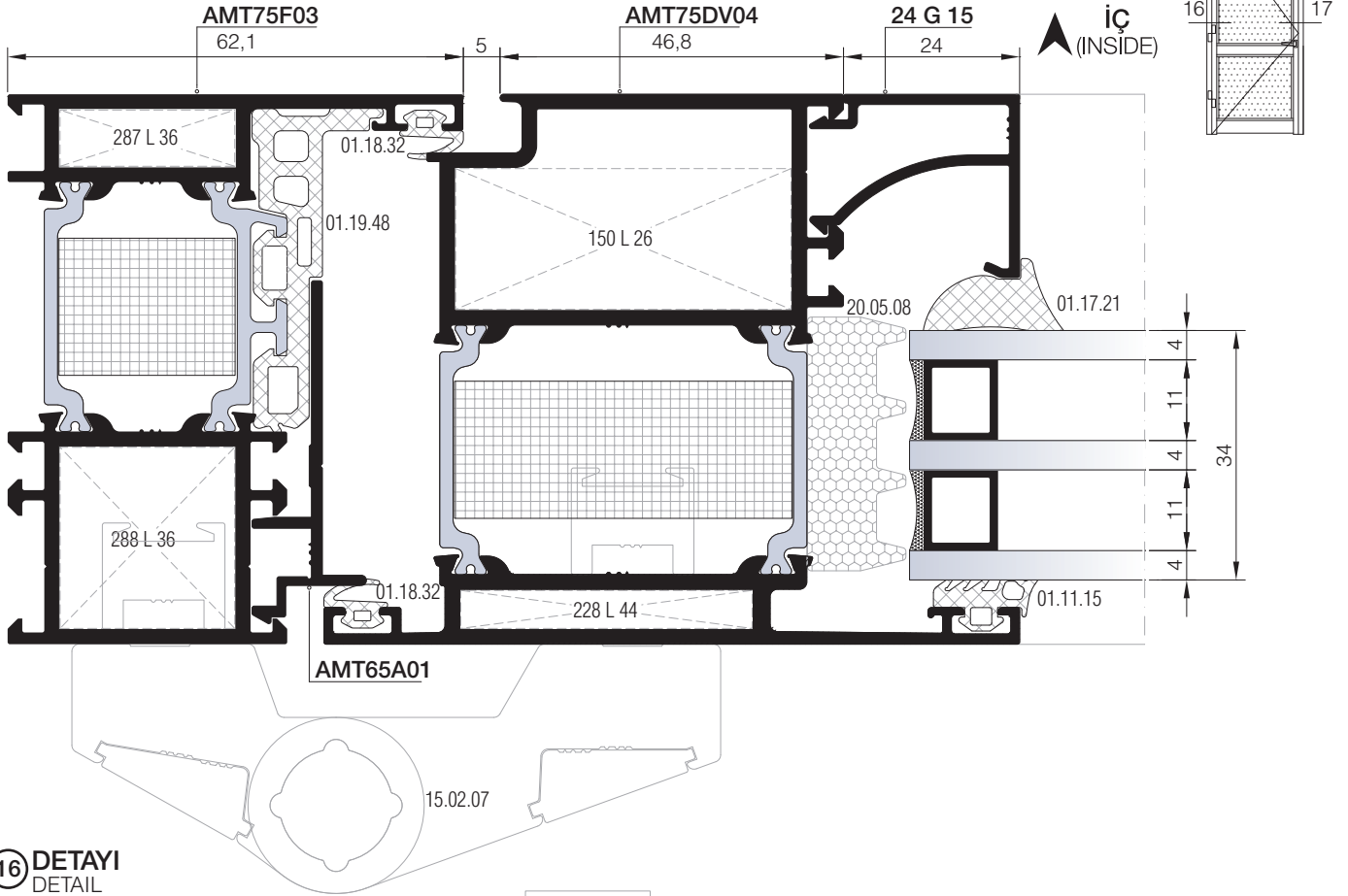


İÇE AÇILIM HEMYÜZ KAPI DETAYLARI
INWARD OPENING FLUSH DOOR DETAILS

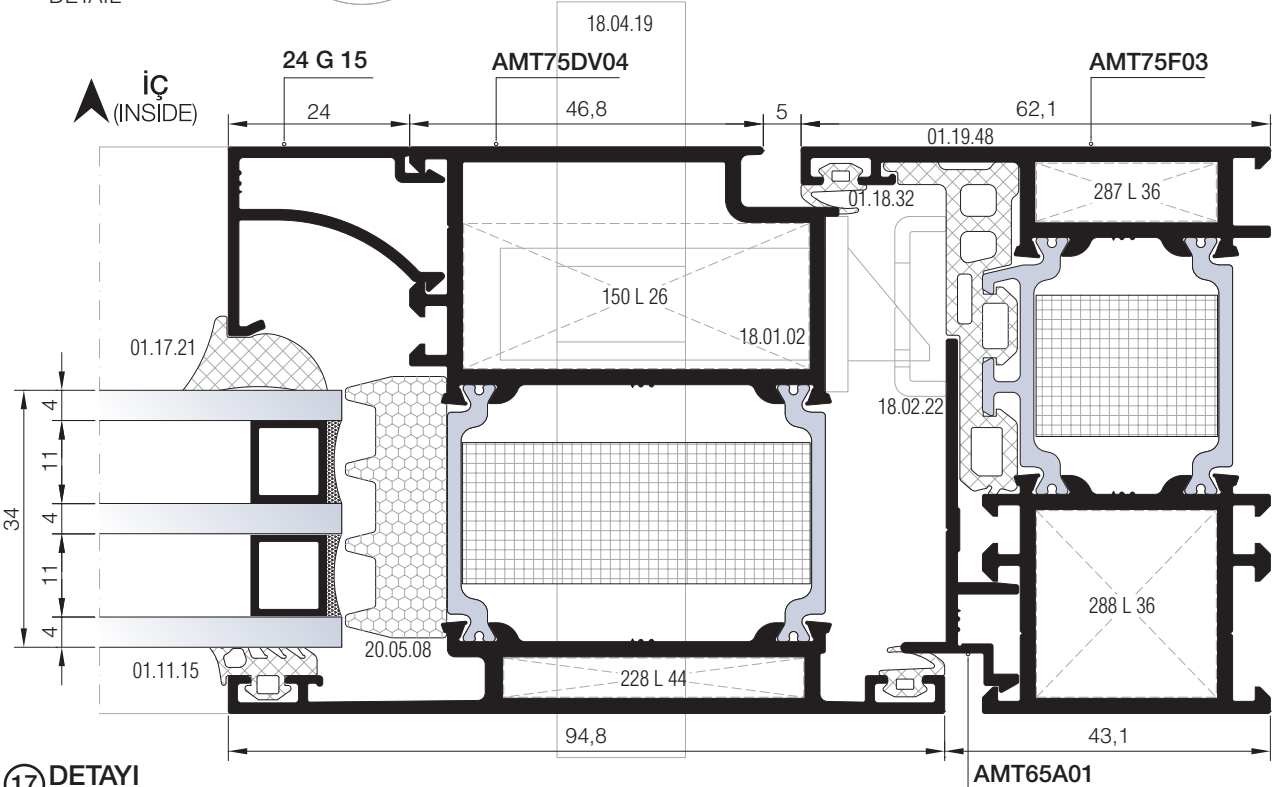


DIŐA AÇILIM HEMYÜZ KAPI DETAYLARI
OUTWARD OPENING FLUSH DOOR DETAILS

- 01
- 02
- 03
- 04
- 05
- 06
- 07
- 08
- 09
- 10
- 11
- 12

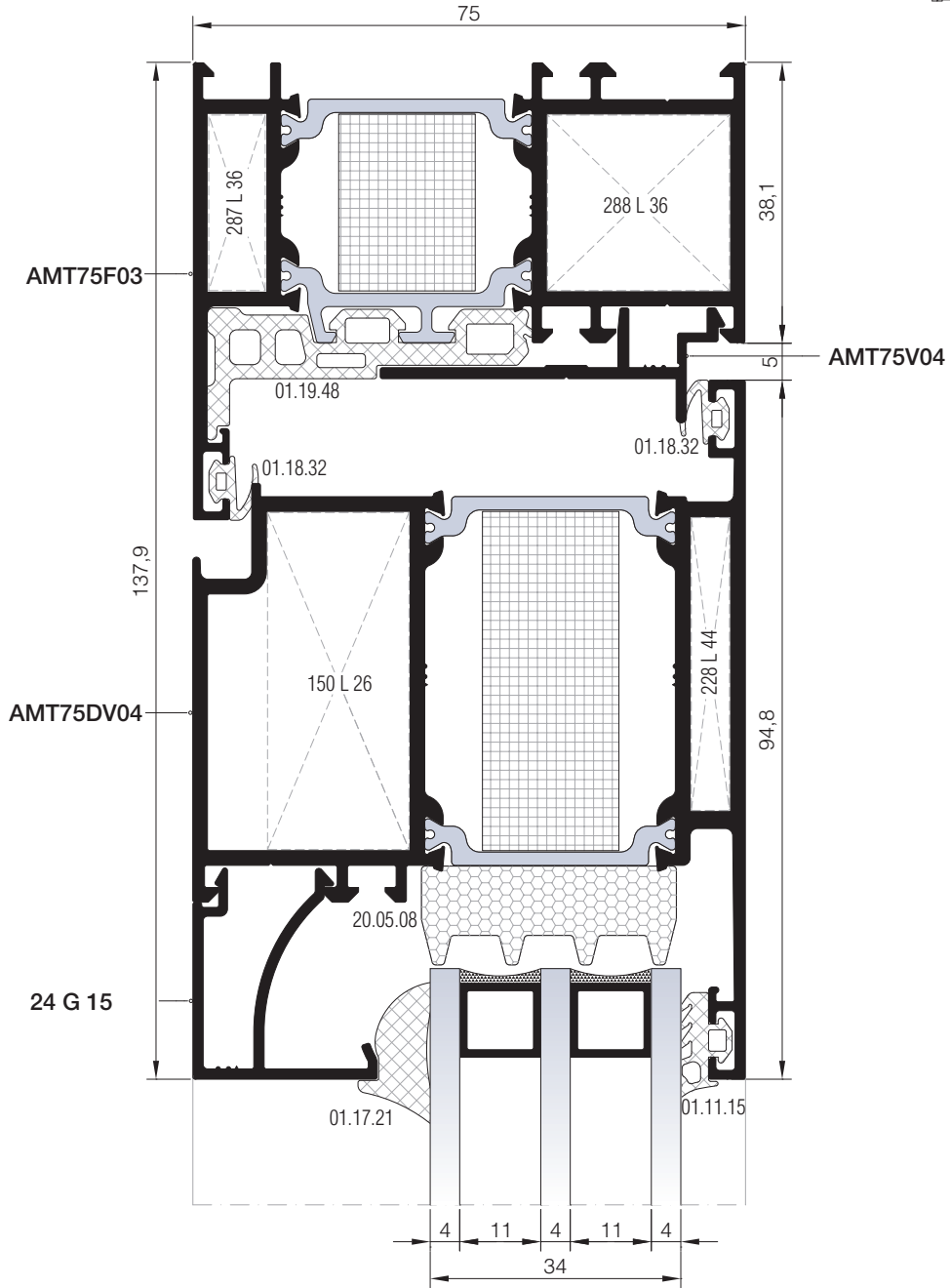
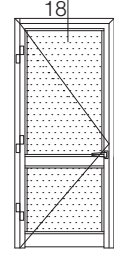


16 DETAYI
DETAIL



17 DETAYI
DETAIL

DIŐA AÇILIM HEMYÜZ KAPI DETAYLARI
OUTWARD OPENING FLUSH DOOR DETAILS



01

02

03

04

05

06

07

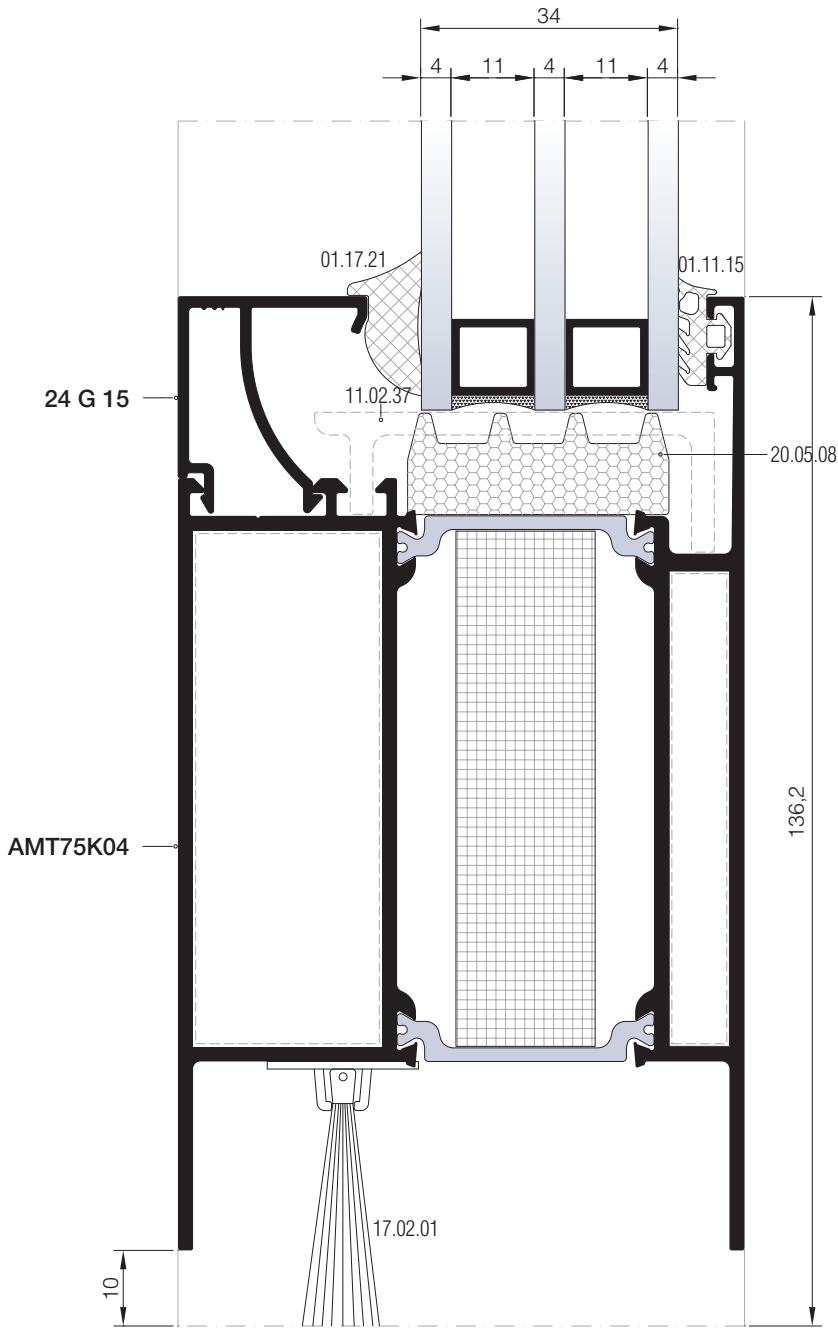
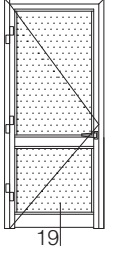
08

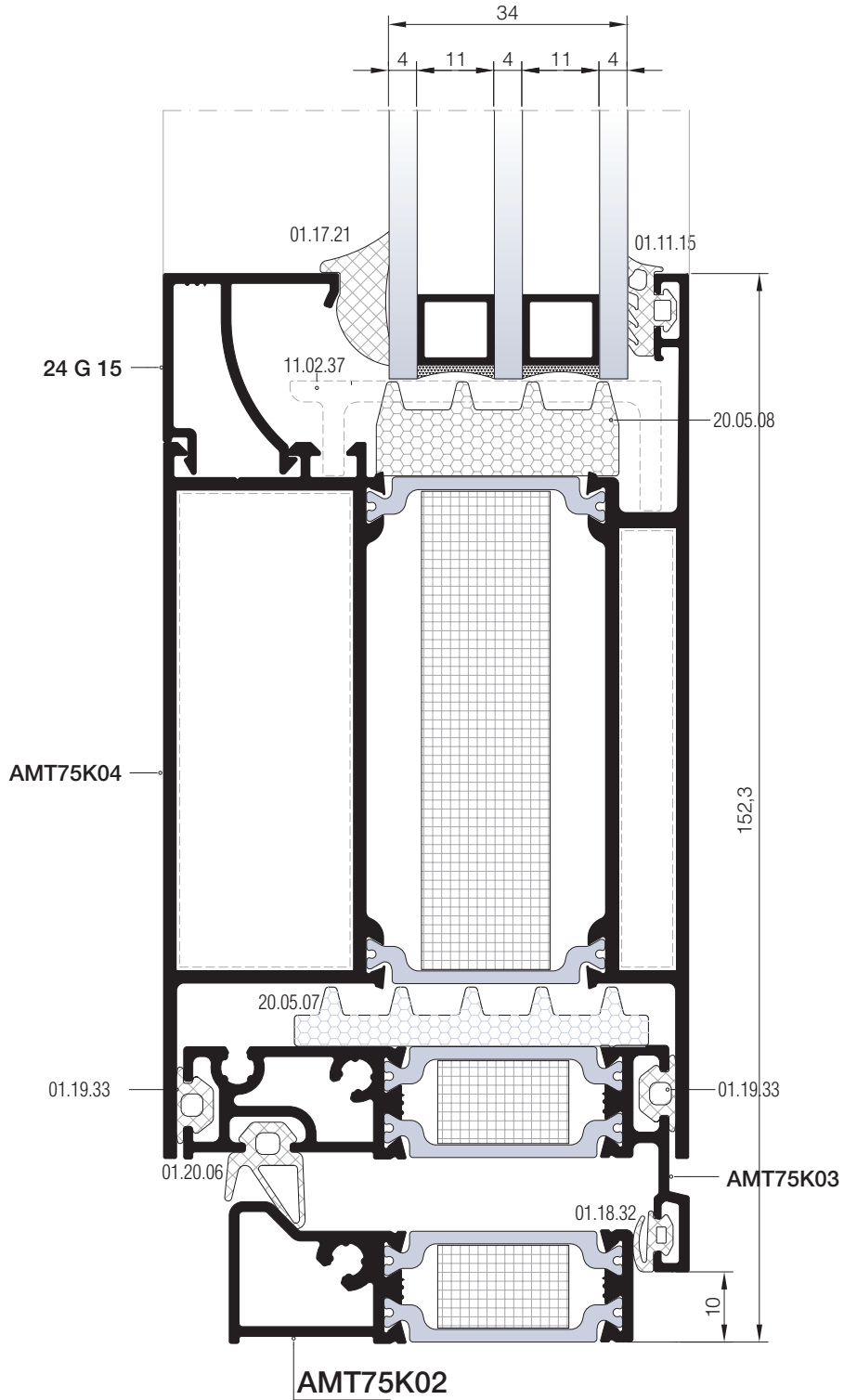
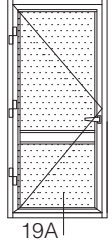
09

10

11

12





01

02

03

04

05

06

07

08

09

10

11

12

01

02

03

04

05

06

07

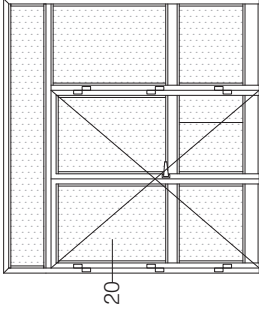
08

09

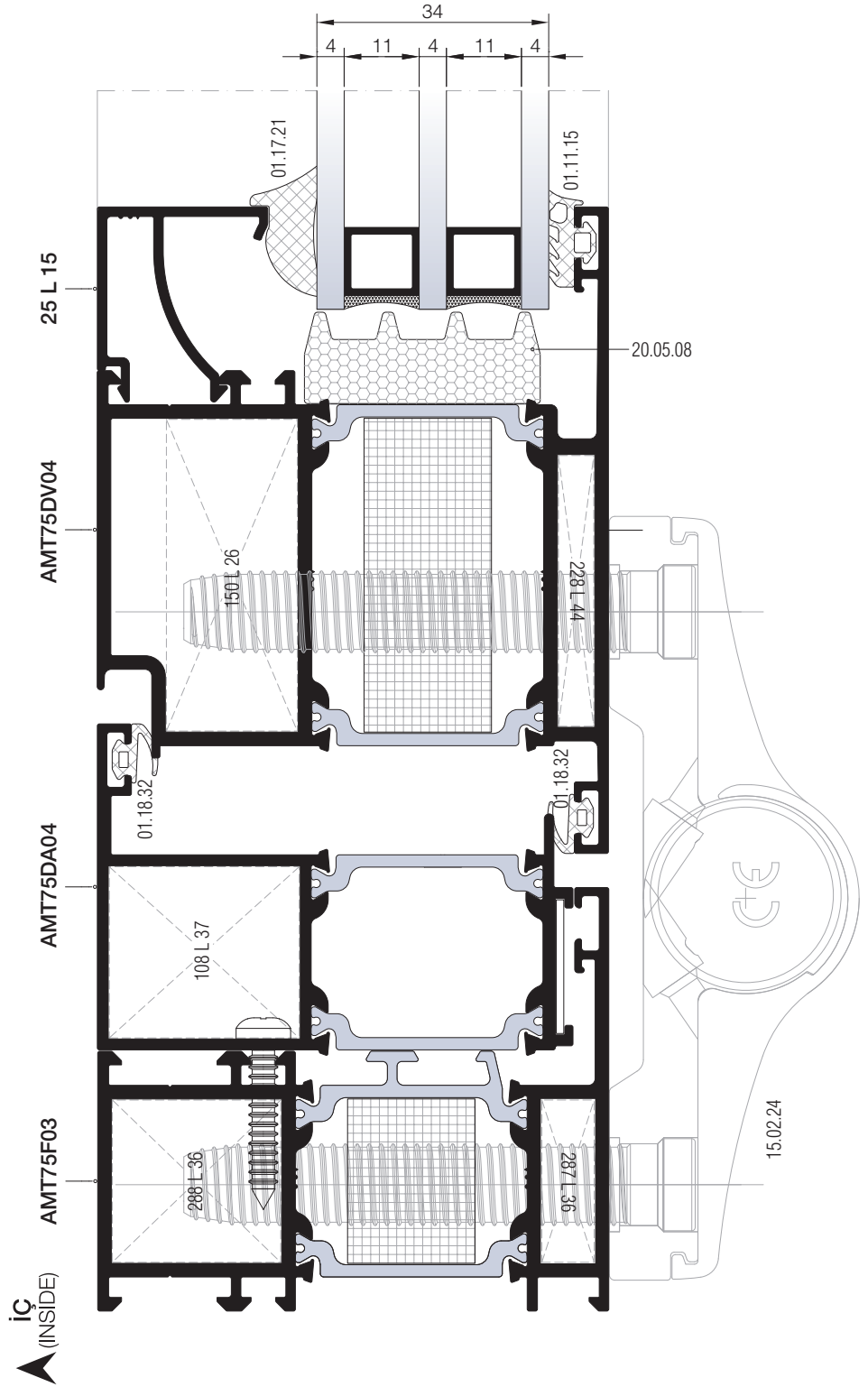
10

11

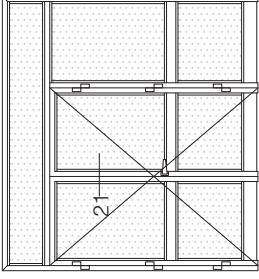
12



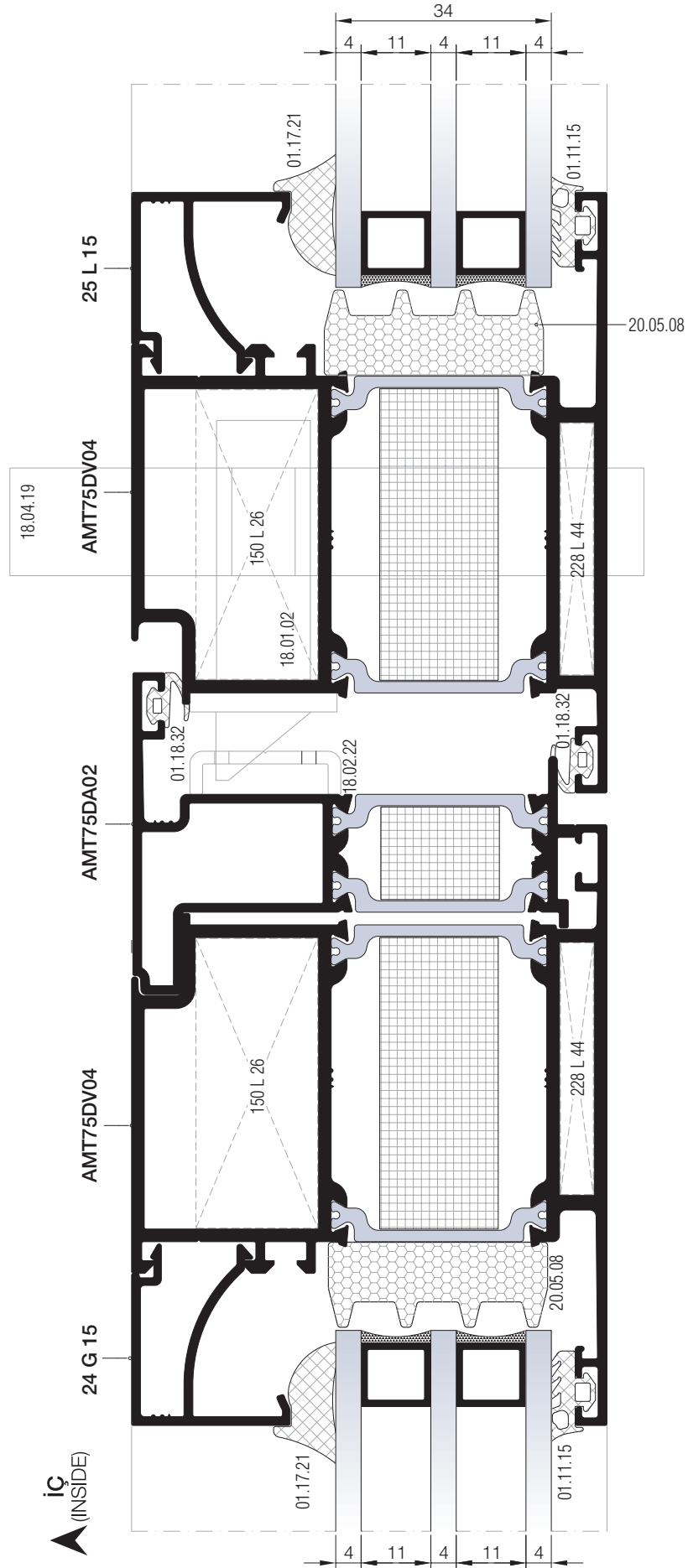
DİŞA AÇILIM ADAPTÖRLÜ HEMYÜZ KAPI DETAYLARI
OUTWARD OPENING FLUSH DOOR DETAILS



İÇ
(INSIDE)



DIŐA AÇILIM ADAPTÖRLÜ HEMYÜZ KAPI DETAYLARI
OUTWARD OPENING FLUSH DOOR DETAILS



01

02

03

04

05

06

07

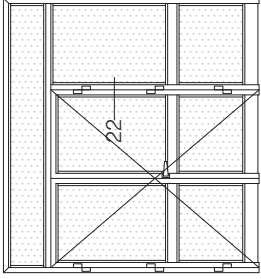
08

09

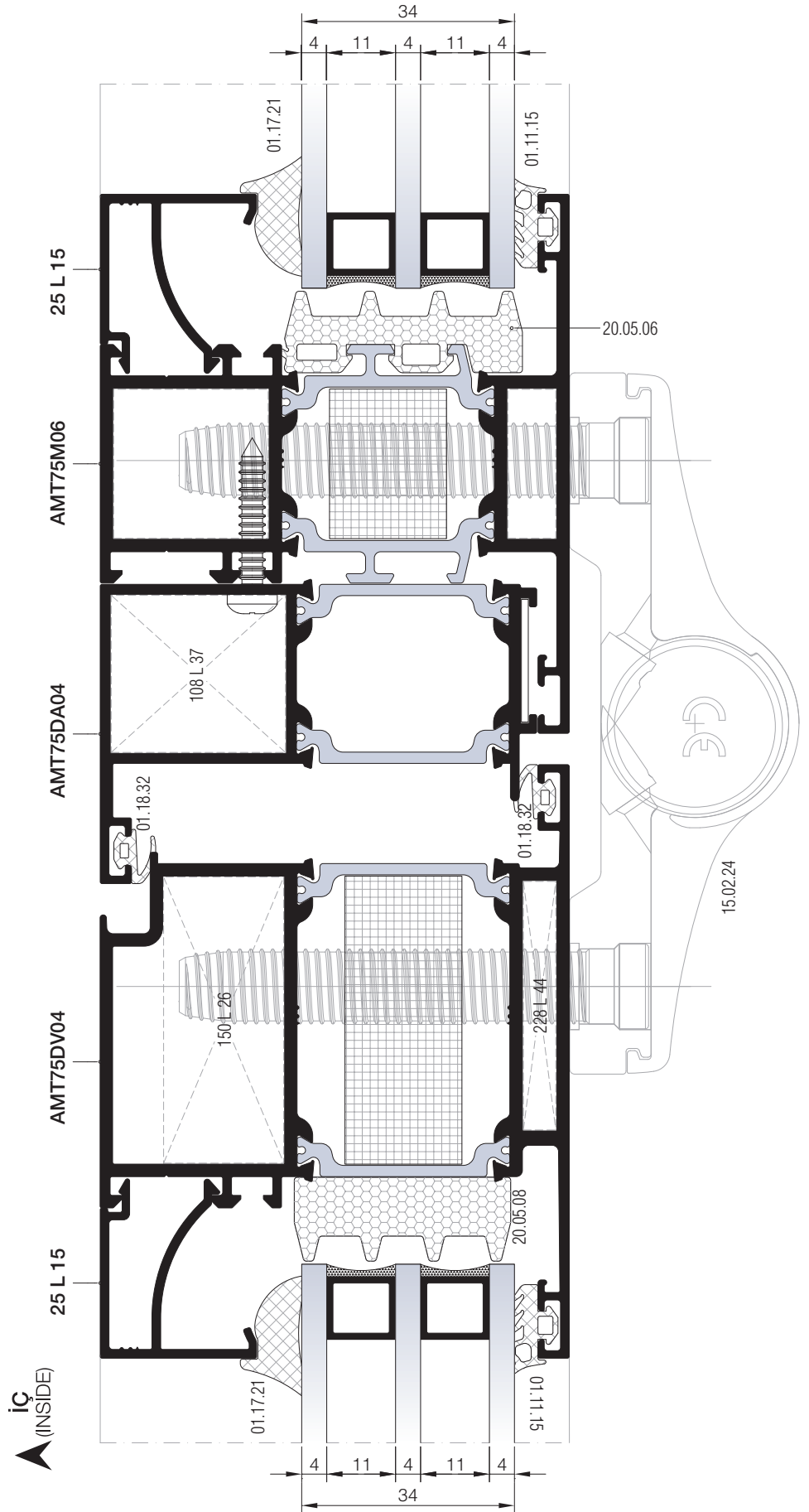
10

11

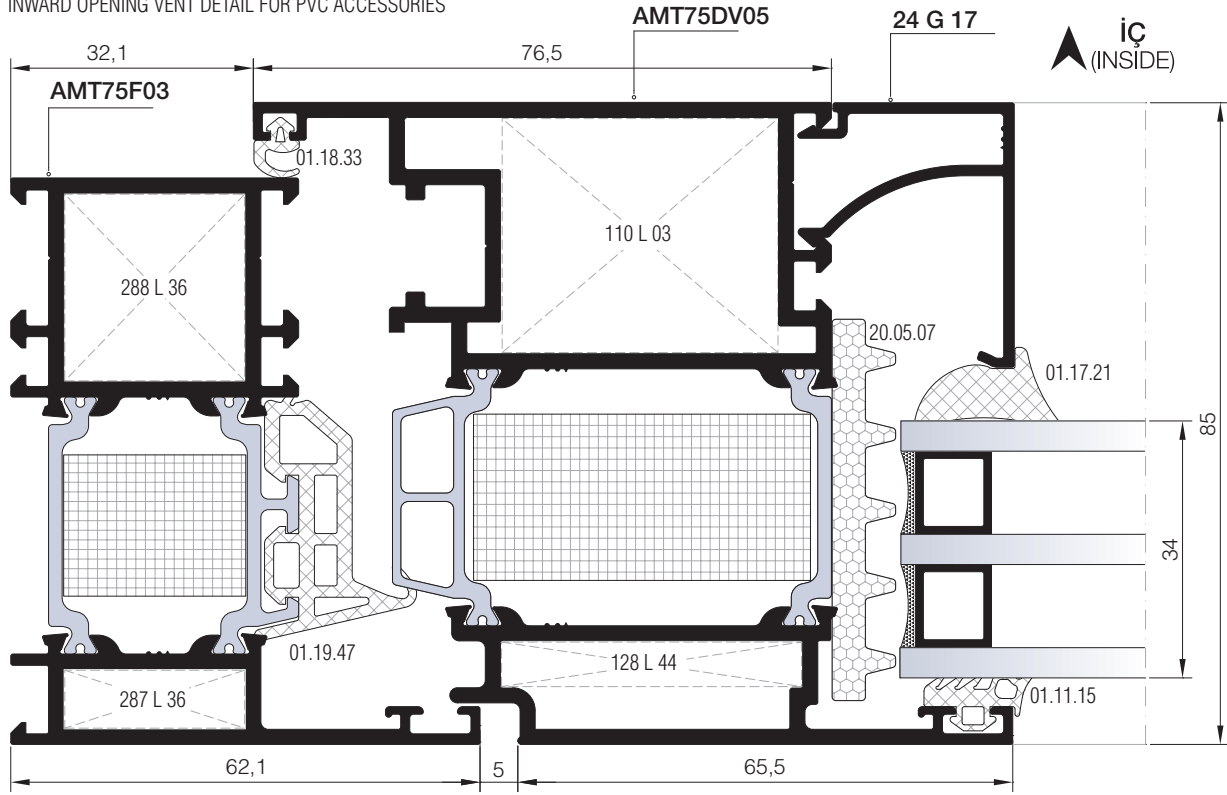
12



DIŐA AÇILIM ADAPTÖRLÜ HEMYÜZ KAPI DETAYLARI
OUTWARD OPENING FLUSH DOOR DETAILS

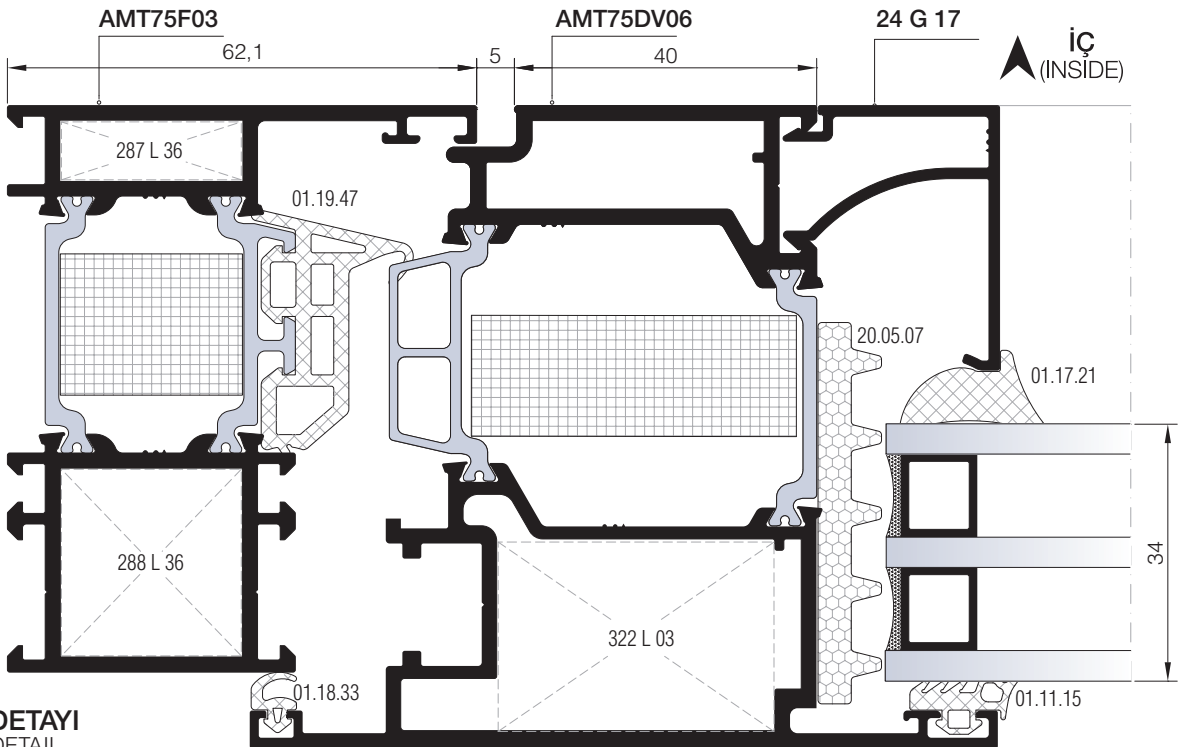


PVC AÇILIM AKSESUARINA UYGUN İÇE AÇILIM KANAT DETAYI
INWARD OPENING VENT DETAIL FOR PVC ACCESSORIES



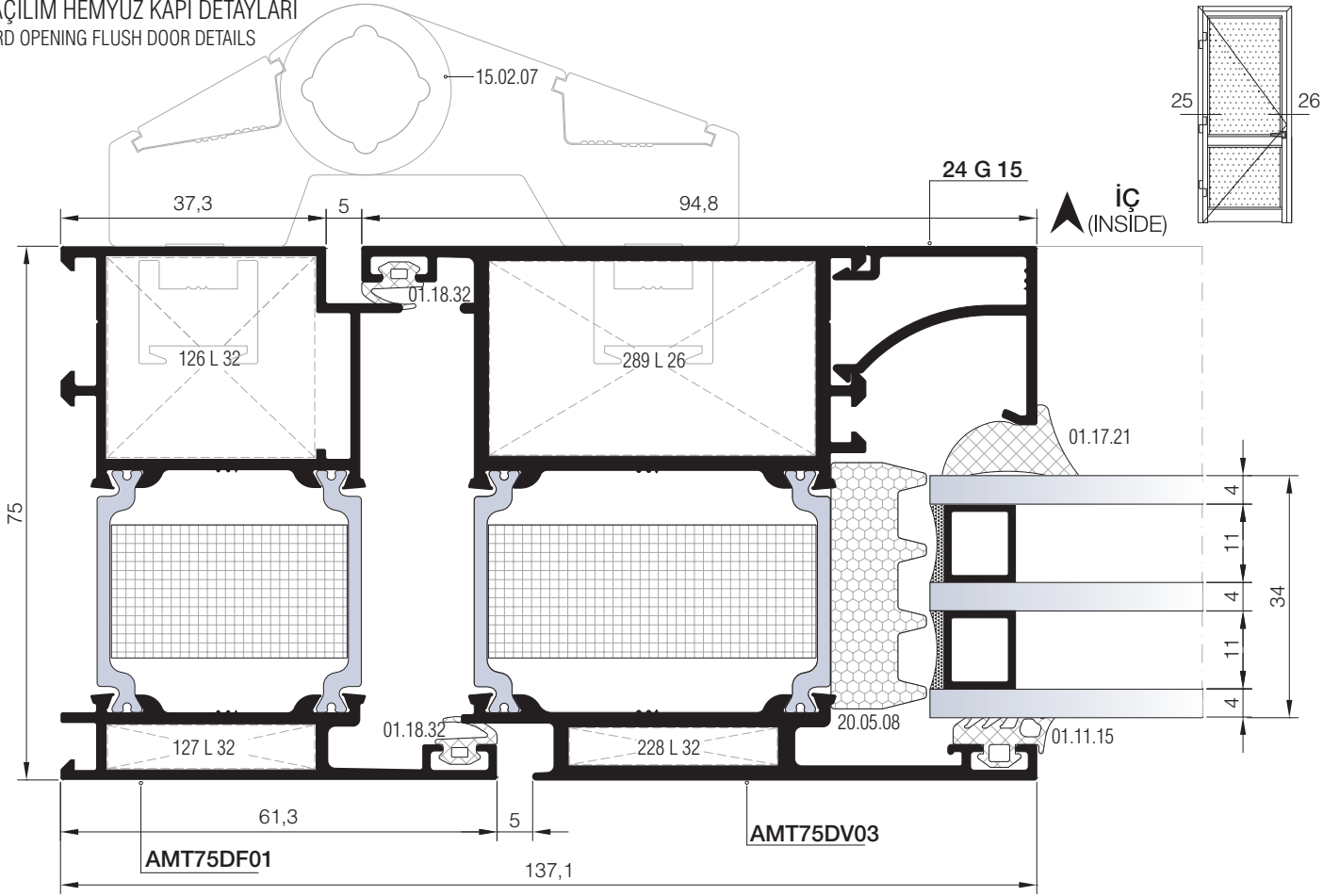
23 DETAYI
DETAIL

PVC AÇILIM AKSESUARINA UYGUN DIŞA AÇILIM KANAT DETAYI
OUTWARD OPENING VENT DETAIL FOR PVC ACCESSORIES

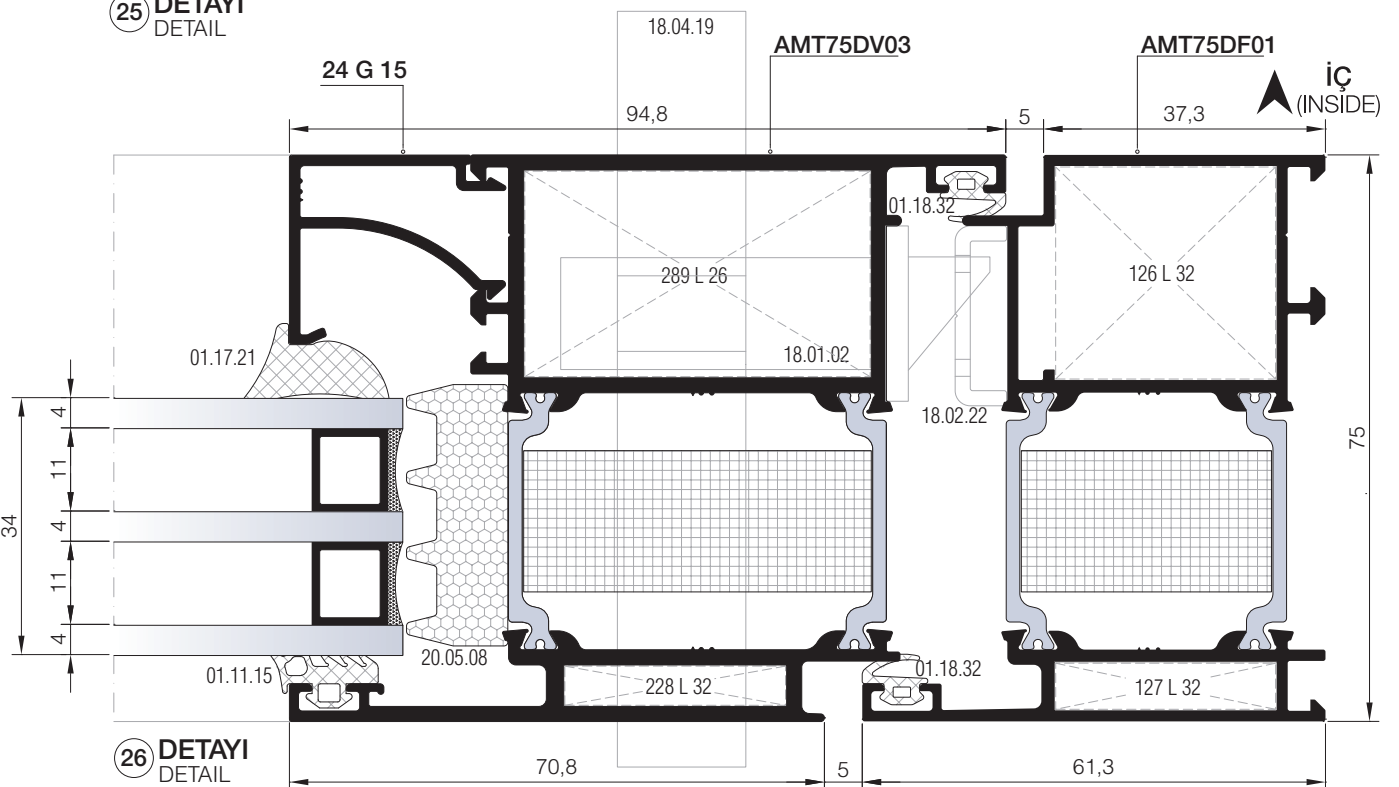


24 DETAYI
DETAIL

İÇE AÇILIM HEMİYÜZ KAPI DETAYLARI
INWARD OPENING FLUSH DOOR DETAILS

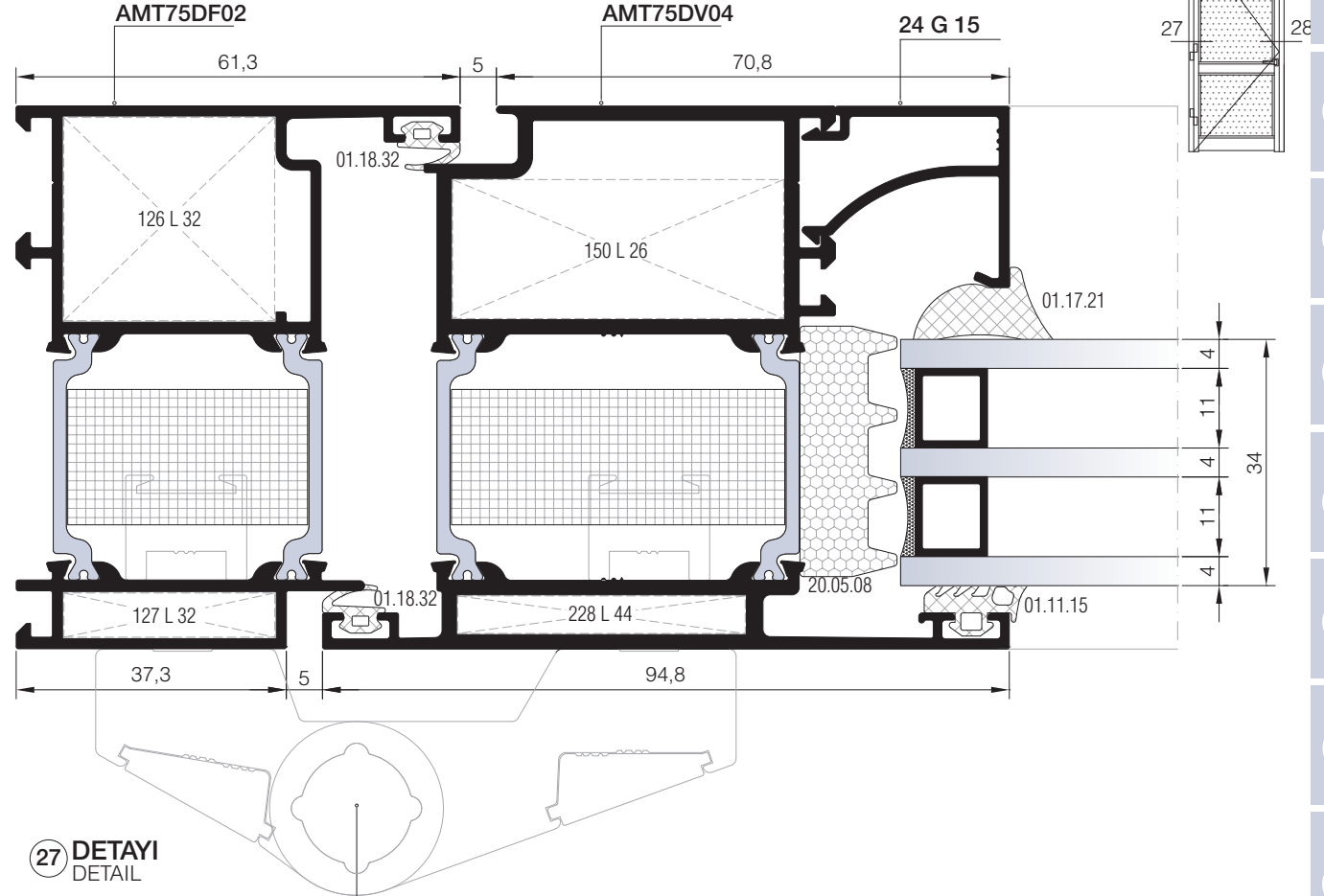


25 DETAYI
DETAIL

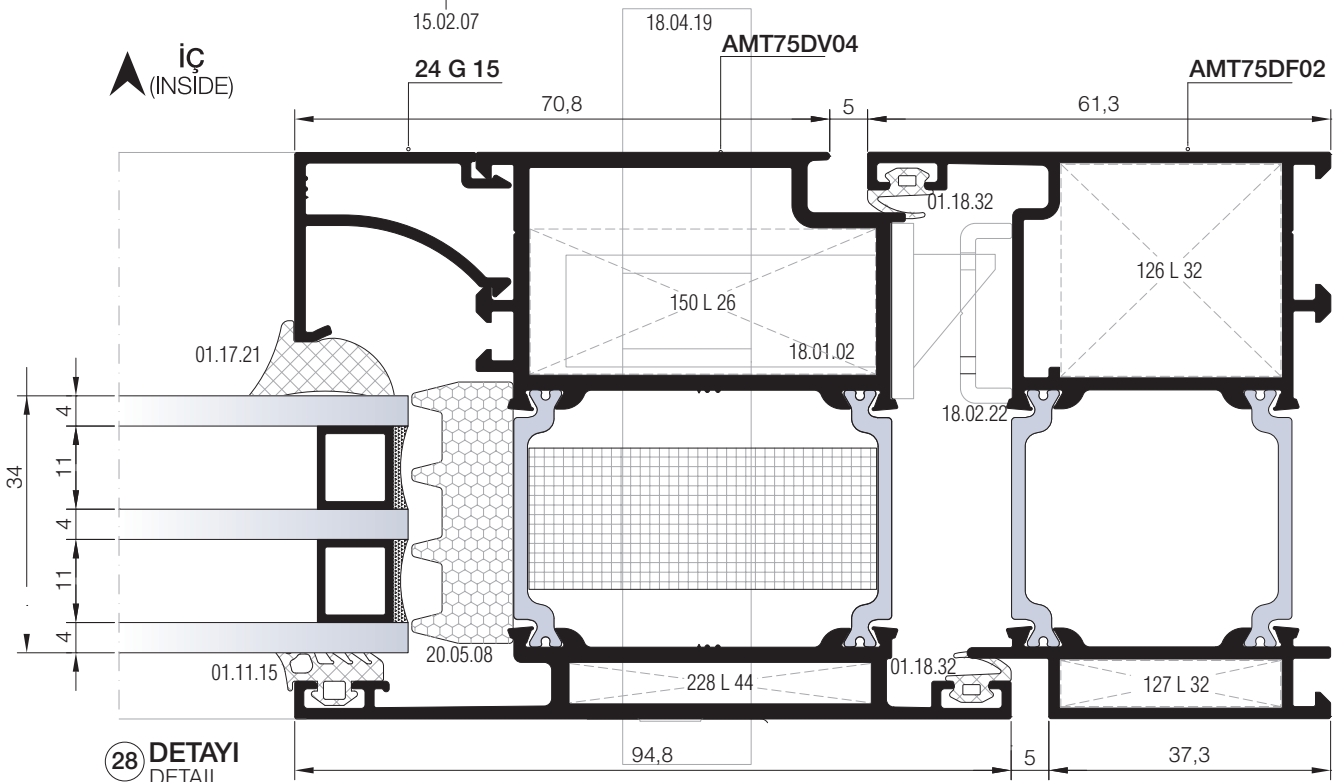


26 DETAYI
DETAIL

DIŐA AÇILIM HEMYÜZ KAPI DETAYLARI
OUTWARD OPENING FLUSH DOOR DETAILS



27 DETAYI
DETAIL



28 DETAYI
DETAIL

01

02

03

04

05

06

07

08

09

10

11

12

MİMARİ KATALOG ARCHITECTURAL CATALOGUE

Alüminyum Kapı Pencere ve Giydirme Cephe Sistemleri
Aluminium Door Window and Facade Systems



Rescara Sistem Detayları
Rescara System Details

RWT75

AKSESUARLAR

ACCESSORIES

01

02

03

04

05

06

07


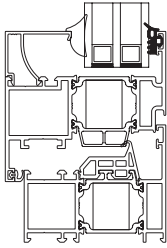

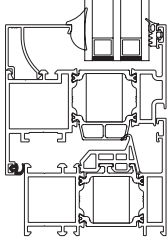

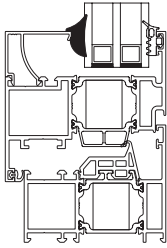

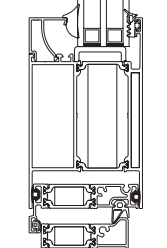

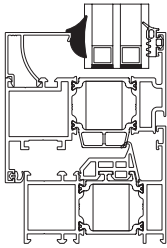
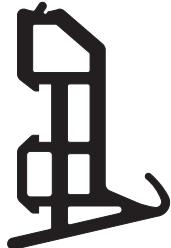
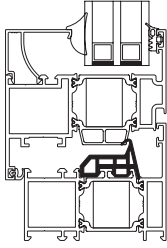

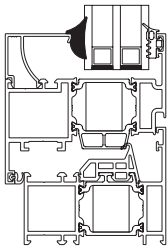

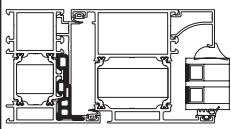

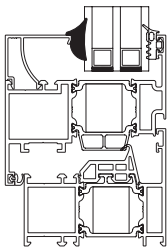

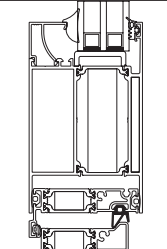

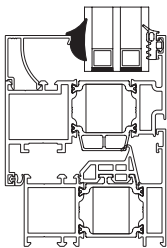
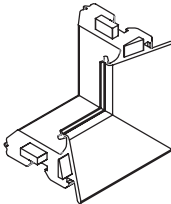
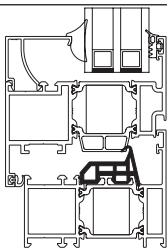

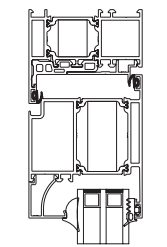
08


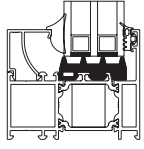
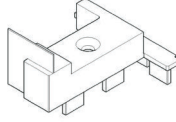
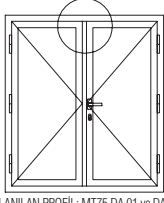

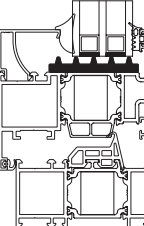
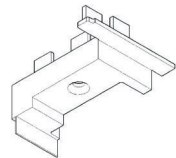
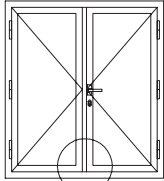

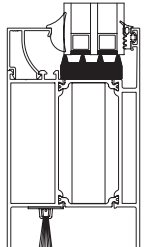

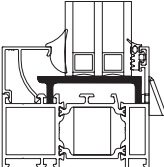
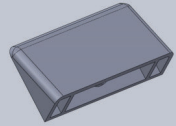
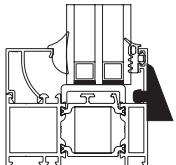

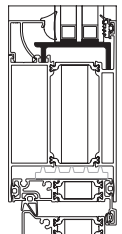
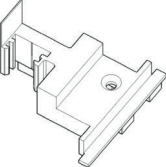
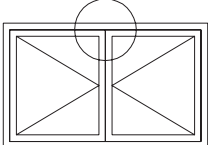
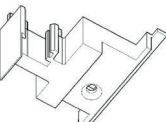

09

10

11

12

01		<p>01.11.15</p> <p>DIŞ CAM FİTİLİ 4 mm OUTSIDE GLAZING GASKET 4 mm</p> <p>Malzeme / Material: EPDM Ağırlık / Weight: 72 gr/m Paket / Package: 208 m / 15 kg</p>			<p>01.18.33</p> <p>İÇ BİNİ FİTİLİ ACOUSTICAL GASKET</p> <p>Malzeme / Material: EPDM Ağırlık / Weight: 30 gr/m Paket / Package: 500 m / 15 kg</p>	
02		<p>01.17.05</p> <p>DIŞ CAM FİTİLİ 4,6 mm INSIDE GLAZING GASKET for 4,6 mm</p> <p>Malzeme / Material: EPDM Ağırlık / Weight: 89 gr/m Paket / Package: 168 m / 15 kg</p>			<p>01.19.33</p> <p>ADAPTÖR FİTİLİ ADAPTER GASKET</p> <p>Malzeme / Material: EPDM Ağırlık / Weight: 42 gr/m Paket / Package: 357,1 m / 15 kg</p>	
03		<p>01.17.14</p> <p>İÇ CAM FİTİLİ INSIDE GLAZING GASKET</p> <p>Malzeme / Material: EPDM Ağırlık / Weight: 100 gr/m Paket / Package: 150 m / 15 kg</p>			<p>01.19.47</p> <p>ADAPTÖR FİTİLİ ADAPTER GASKET</p> <p>Malzeme / Material: EPDM Ağırlık / Weight: 290 gr/m Paket / Package: 51m / 15 kg</p>	
04		<p>01.17.15</p> <p>İÇ CAM FİTİLİ INSIDE GLAZING GASKET</p> <p>Malzeme / Material: EPDM Ağırlık / Weight: 118 gr/m Paket / Package: 127 m / 15 kg</p>			<p>01.19.48</p> <p>ADAPTÖR FİTİLİ ADAPTER GASKET</p> <p>Malzeme / Material: EPDM Ağırlık / Weight: 300 gr/m Paket / Package: 50 m / 15 kg</p>	
05		<p>01.17.20</p> <p>İÇ CAM FİTİLİ INSIDE GLAZING GASKET</p> <p>Malzeme / Material: EPDM Ağırlık / Weight: 52 gr/m Paket / Package: 288 m / 15 kg</p>			<p>01.20.06</p> <p>EŞİK FİTİLİ THRESHOLD GASKET</p> <p>Malzeme / Material: EPDM Ağırlık / Weight: 86 gr/m Paket / Package: 174 m / 15 kg</p>	
06		<p>01.17.21</p> <p>İÇ CAM FİTİLİ INSIDE GLAZING GASKET</p> <p>Malzeme / Material: EPDM Ağırlık / Weight: 155 gr/m Paket / Package: 96 m / 15 kg</p>			<p>03.11.03</p> <p>KÖŞE ENJEKSİYON FİTİLİ CORNER GASKET</p> <p>Malzeme / Material: EPDM 01.19.47 İÇİN / FOR 01.19.47</p>	
07		<p>01.18.32</p> <p>İÇ CAM FİTİLİ INSIDE GLAZING GASKET</p> <p>Malzeme / Material: EPDM Ağırlık / Weight: 35 gr/m Paket / Package: 428m / 15 kg</p>				

 <p>Ölçek/Scale: 1/2</p>	<p>20.05.06 YALITIM ELEMANI INSULATION PIECE Malzeme / Material: EPDM KÖPÜK</p>			<p>04.06.64 ADAPTÖR KAPAĞI (ÜST) ADAPTER CAP (UP) Malzeme / Material: PVC Renk / Colour: Siyah Black</p>	 <p>UYGULANILAN PROFİL: MT75 DA 01 ve DA 02 USE WITH: MT75 DA 01 ve DA 02</p>
 <p>Ölçek/Scale: 1/2</p>	<p>20.05.07 YALITIM ELEMANI INSULATION PIECE Malzeme / Material: EPDM KÖPÜK</p>			<p>04.06.65 ADAPTÖR KAPAĞI (ALT) ADAPTER CAP (DOWN) Malzeme / Material: PVC Renk / Colour: Siyah Black</p>	 <p>UYGULANILAN PROFİL: MT75 DA 01 ve DA 02 USE WITH: MT75 DA 01 ve DA 02</p>
 <p>Ölçek/Scale: 1/2</p>	<p>20.05.08 YALITIM ELEMANI INSULATION PIECE Malzeme / Material: EPDM KÖPÜK</p>		 <p>Ölçek/Scale: 1/2</p>	<p>11.02.36 CAM TAKOZU GLASS SUPPORT Malzeme / Material: PVC Renk / Colour: Siyah Black</p>	
	<p>04.02.07 TAHLİYE KAPAĞI DRAINAGE COVER Malzeme / Material: PVC Renk / Colour: Siyah-Beyaz-Gri Black-White-Grey</p>			<p>11.02.37 CAM TAKOZU GLASS SUPPORT Malzeme / Material: PVC Renk / Colour: Siyah Black</p>	
	<p>04.06.62 ADAPTÖR KAPAĞI (ÜST) ADAPTER CAP (UP) Malzeme / Material: PVC Renk / Colour: Siyah Black</p>	 <p>UYGULANILAN PROFİL: MT75 A 04 USE WITH: MT75 A 04</p>			
	<p>04.06.63 ADAPTÖR KAPAĞI (ALT) ADAPTER CAP (DOWN) Malzeme / Material: PVC Renk / Colour: Siyah Black</p>	 <p>UYGULANILAN PROFİL: MT75 A 04 USE WITH: MT75 A 04</p>			

01

02

03

04

05

06

07

08

09

10

11

12

PENCERE MENTEŞELERİ / WINDOW HINGES



15.01.16

GIESSE PENCERE MENTEŞESİ
GIESSE HINGE FOR WINDOWS

Renk / Colour: Siyah-Beyaz-Gri-Eloksal
Black-White-Grey-Anodized

75 kg için 2 adet, 85 kg için 3 adet kullanılmalıdır. / Should be used 2 for 75 kg,3 for 85 kg.
EN 1935:2002

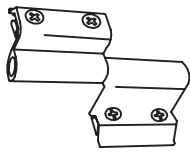


15.01.03

RESCARA PENCERE MENTEŞESİ
RESCARA HINGE FOR WINDOWS

Renk / Colour: Pres-Eloksal
Press-Anodised

75 kg için 2 adet, 85 kg için 3 adet kullanılmalıdır. / Should be used 2 for 75 kg,3 for 85 kg.
EN 1935:2002

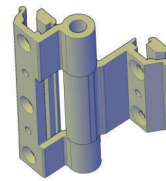


15.01.08

YERLİ PENCERE MENTEŞESİ
LOCAL HINGE FOR WINDOWS

Renk / Colour: Siyah-Beyaz-Gri-Eloksal
Black-White-Grey-Anodized

50 kg için 2 adet kullanılmalıdır. / Should be used 2 for 50 kg.
Max. kanat ölçüsü 900x1300. / Max. vent dimension 900x1300
TS EN 1935



15.01.12

YERLİ PENCERE MENTEŞESİ
LOCAL HINGE FOR WINDOWS

Renk / Colour: Siyah-Beyaz-Gri-Eloksal
Black-White-Grey-Anodized

TS EN 1935



15.01.17

GIESSE GİZLİ PENCERE MENTEŞESİ (SAĞ)
GIESSE HIDDEN HINGE FOR WINDOWS (RIGHT)

Malzeme / Material : Paslanmaz Çelik
Stainless Steel

100 kg için 2 adet kullanılmalıdır. / Should be used 2 for 100 kg.

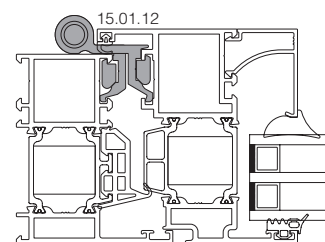
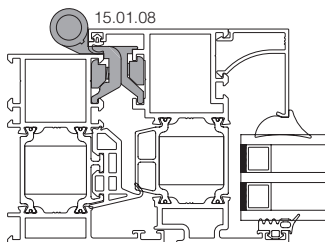
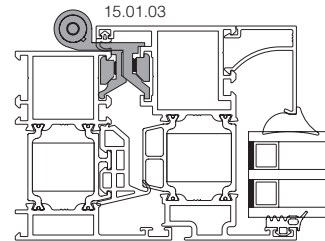
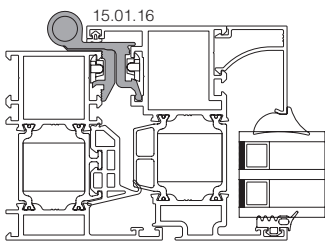


15.01.18

GIESSE GİZLİ PENCERE MENTEŞESİ (SOL)
GIESSE HIDDEN HINGE FOR WINDOWS (LEFT)

Malzeme / Material : Paslanmaz Çelik
Stainless Steel

100 kg için 2 adet kullanılmalıdır. / Should be used 2 for 100 kg.



Ölçek/Scale: 1/3

KAPI MENTEŞELERİ / DOOR HINGES



15.02.14

GIESSE KAPI MENTEŞESİ
GIESSE HINGE FOR DOORS

Renk / Colour: Siyah-Beyaz-Eloksal
Black-White-Anodized

100 kg için 2 adet, 120 kg için 3 adet kullanılmalıdır. / Should be used 2 for 100 kg, 3 for 120 kg.
EN 1935




15.02.09

YERLİ KAPI MENTEŞESİ
LOCAL HINGE FOR DOORS

Renk / Colour: Siyah-Beyaz-Gri-Eloksal
Black-White-Grey-Anodized

85 kg için 3 adet kullanılmalıdır. / Should be used 3 for 85 kg.
Max. kanat ölçüsü 900x2200 / Max. vent dimension 900x2200
TS EN 1935



15.02.07

YERLİ KAPI MENTEŞESİ
LOCAL HINGE FOR DOORS

Renk / Colour: Siyah-Beyaz-Gri-Eloksal
Black-White-Grey-Anodized

100 kg için 2 adet kullanılmalıdır. / Should be used 2 for 100 kg.
Max. kanat ölçüsü 900x2200 / Max. vent dimension 900x2200
TS EN 1935



15.02.20

RESCARA KAPI MENTEŞESİ
RESCARA HINGE FOR DOORS

Renk / Colour: Siyah-Beyaz-Gri-Pres-Eloksal
Black-White-Grey-Press-Anodized

120 kg için 2 adet kullanılmalıdır. / Should be used 2 for 120 kg.
TS EN 1935



15.02.21

RESCARA KAPI MENTEŞESİ
RESCARA

Renk / Colour: Siyah-Beyaz-Gri-Pres-Eloksal
Black-White-Grey-Press-Anodized

160 kg için 2 adet kullanılmalıdır. / Should be used 2 for 160 kg.
TS EN 1935



15.02.18

GIESSE KAPI MENTEŞESİ
GIESSE DOMINA HINGE FOR DOORS

Renk / Colour: Siyah-Beyaz-Gri-Eloksal
Black-White-Grey-Anodized

160 kg için 2 adet, 180 kg için 3 adet kullanılmalıdır. / Should be used 2 for 160 kg., 3 for 180 kg.
TS EN 1935

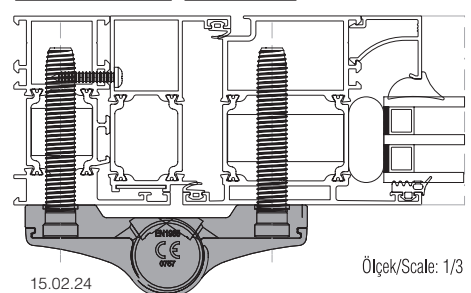
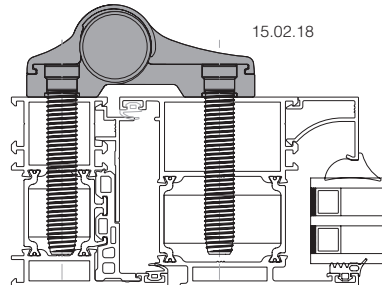
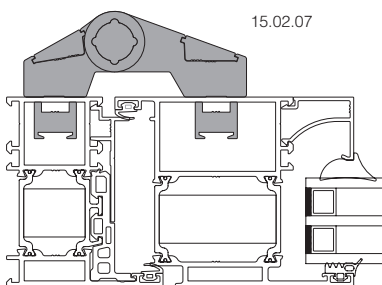
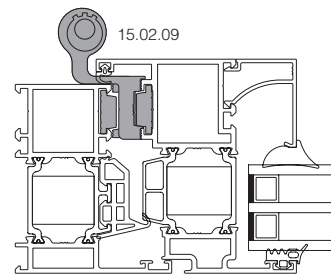
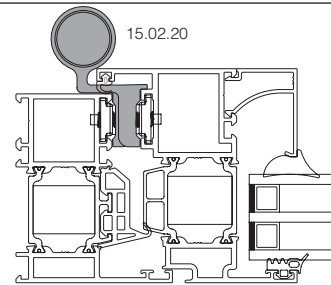


15.02.24

GIESSE KAPI MENTEŞESİ
GIESSE DOMINA HINGE FOR DOORS

Renk / Colour: Siyah-Beyaz-Eloksal
Black-White-Anodized

160 kg için 2 adet, 180 kg için 3 adet kullanılmalıdır. / Should be used 2 for 160 kg, 3 for 180 kg.
TS EN 1935



15.02.24

Ölçek/Scale: 1/3

ÇİFT EKSEN MEKANİZMALARI / TILT & TURN MECHANISM

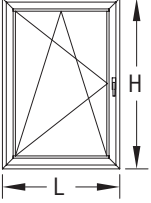

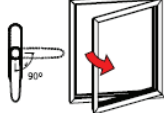
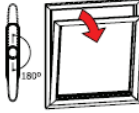


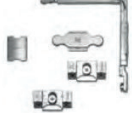
				<p>GIESSE FUTURA ÇİFT AÇILIM SETİ 80 kg GIESSE FUTURA TILT & TURN MECHANISM 80 kg</p> <p>Renk / Colour: Siyah-Beyaz-Gri Black-White-Grey</p>
---	--	--	--	---

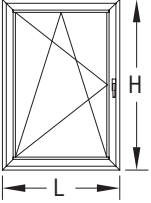

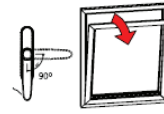
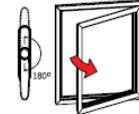



KANAT GENİŞLİĞİ SASH WIDTH	KANAT YÜKSEKLİĞİ SASH HEIGHT	KANAT AĞIRLIĞI SASH WEIGHT	GIESSE ÇİFT AÇILIM SETİ GIESSE TILT & TURN MECHANISM	ÇİFT AÇILIM SETİ TILT & TURN MECHANISM
410- 569 mm	600-1200 mm	80 kg	07.06.62	Çift Açılım Seti Tip 1 Tilt & Turn Mechanism
410- 569 mm	1201-2500 mm	80 kg	07.06.63	Çift Açılım Seti Tip 1 + Arka Kilitleme Tilt & Turn Mechanism Style 1 + Additional Tilt & Turn (Back)
570-1000 mm	600-1200 mm	80 kg	07.06.64	Çift Açılım Seti Tip 2 Tilt & Turn Mechanism Style 2
570-1000 mm	1201-2500 mm	80 kg	07.06.65	Çift Açılım Seti Tip 2 + Arka Kilitleme Tilt & Turn Mechanism Style 2+ Additional Tilt & Turn (Back)
1001-1700 mm	600-1200 mm	80 kg	07.06.66	Çift Açılım Seti Tip 2 + Alt Kilitleme + İlave Makas Tilt & Turn Mechanism Style 2 + Additional Tilt & Turn (Down) + Additional Arm
1001-1700 mm	1201-2500 mm	80 kg	07.06.67	Çift Açılım Seti Tip 2 + Alt Kilitleme + Arka Kilitleme + İlave Makas Tilt & Turn Mechanism Style 2 + Additional Tilt & Turn (Down) + Additional Tilt & Turn (Back) + Additional Arm

				<p>GIESSE GİZLİ MENTEŞE ÇİFT AÇILIM SETİ 100 kg GIESSE HIDDEN HINGE TILT & TURN MECHANISM 100 kg</p> <p>Renk / Colour: Siyah-Beyaz-Gri Black-White-Grey</p>
---	--	--	--	--

KANAT GENİŞLİĞİ SASH WIDTH	KANAT YÜKSEKLİĞİ SASH HEIGHT	KANAT AĞIRLIĞI SASH WEIGHT	GIESSE ÇİFT AÇILIM SETİ GIESSE TILT & TURN MECHANISM	GIESSE GİZLİ MENTEŞE ÇİFT AÇILIM SETİ GIESSE HIDDEN HINGE TILT & TURN MECHANISM
600-1000 mm	600-1200 mm	100 kg	07.06.81	Gizli Menteşe Çift Açılım Seti Sağ Hidden Hinge Tilt & Turn Mechanism Right
600-1000 mm	600-1200 mm	100 kg	07.06.82	Gizli Menteşe Çift Açılım Seti Sol Hidden Hinge Tilt & Turn Mechanism Left
600-1000 mm	1201-2500 mm	100 kg	07.06.83	Gizli Menteşe Çift Açılım Seti Sağ + İlave Kilit Hidden Hinge Tilt & Turn Mechanism Right + Additional Locking
600-1000 mm	1201-2500 mm	100 kg	07.06.84	Gizli Menteşe Çift Açılım Seti Sol + İlave Kilit Hidden Hinge Tilt & Turn Mechanism Left + Additional Locking
1001-1700 mm	600-1200 mm	100 kg	07.06.85	Gizli Menteşe Çift Açılım Seti Sağ + İlave Kilit Hidden Hinge Tilt & Turn Mechanism Right + Additional Locking
1001-1700 mm	600-1200 mm	100 kg	07.06.86	Gizli Menteşe Çift Açılım Seti Sol + İlave Kilit Hidden Hinge Tilt & Turn Mechanism Left + Additional Locking
1001-1700 mm	1201-2500 mm	100 kg	07.06.87	Gizli Menteşe Çift Açılım Seti Sağ + İlave Kilit (2 Adet) Hidden Hinge Tilt & Turn Mechanism Right + Additional Locking (2 Unit)
1001-1700 mm	1201-2500 mm	100 kg	07.06.88	Gizli Menteşe Çift Açılım Seti Sol + İlave Kilit (2 Adet) Hidden Hinge Tilt & Turn Mechanism Left + Additional Locking (2 Unit)

ÇİFT EKSEN MEKANİZMALARI / TILT & TURN MECHANISM

	RESCARA ÇİFT AÇILIM SETİ 130 kg RESCARA TILT & TURN MECHANISM 130 kg Renk / Colour: Siyah-Beyaz-Gri Black-White-Grey					
						
KANAT GENİŞLİĞİ SASH WIDTH L (mt)	KANAT YÜKSEKLİĞİ SASH HEIGHT H (mt)	KANAT AĞIRLIĞI SASH WEIGHT KG	MEKANİZMA MECHANISM	MAKAS ARM	İLAVE KİLİTLEME ADDITIONAL LOCKING	İLAVE MAKAS ADDITIONAL ARM
563-1000 mm	600-1200 mm	130 kg	07.06.79	07.06.80	----	----
563-1000 mm	1200-2500 mm	130 kg	07.06.79	07.06.80	07.06.76	----
1000-1700 mm	600-1200 mm	130 kg	07.06.79	07.06.80	07.06.76	07.06.77
1000-1700 mm	1200-2500 mm	130 kg	07.06.79	07.06.80	07.06.76 (2 Adet)	07.06.77

	RESCARA AKILLI ÇİFT AÇILIM SETİ 130 kg RESCARA TBT TILT & TURN MECHANISM 130 kg Renk / Colour: Siyah-Beyaz-Gri Black-White-Grey KOL ANAHTARLIDIR / HANDLE WITH KEYLOCK					
						
KANAT GENİŞLİĞİ SASH WIDTH L (mt)	KANAT YÜKSEKLİĞİ SASH HEIGHT H (mt)	KANAT AĞIRLIĞI SASH WEIGHT KG	MEKANİZMA MECHANISM	MAKAS ARM	İLAVE KİLİTLEME ADDITIONAL LOCKING	İLAVE MAKAS ADDITIONAL ARM
563-1000 mm	600-1200 mm	130 kg	07.06.74 (TBT)	07.06.75 (TBT)	----	----
563-1000 mm	1200-2500 mm	130 kg	07.06.74 (TBT)	07.06.75 (TBT)	07.06.76	----
1000-1700 mm	600-1200 mm	130 kg	07.06.74 (TBT)	07.06.75 (TBT)	----	07.06.77
1000-1700 mm	1200-2500 mm	130 kg	07.06.74 (TBT)	07.06.75 (TBT)	07.06.76	07.06.77

PVC KANAL İÇİN AÇILIM SETLERİ / OPENING SETS FOR PVC CHANNEL



07.05.41

RESCARA AKUSTİK PENCERE KOLU
RESCARA ACOUSTIC HANDLE

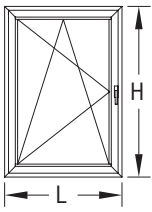
Renk / Colour: Siyah-Beyaz-Gri
Black-White-Grey



07.05.42

RESCARA AKUSTİK PENCERE KOLU
RESCARA ACOUSTIC HANDLE

Renk / Colour: Siyah-Beyaz-Gri
Black-White-Grey



PVC KANALLI ÇİFT AÇILIM SETİ 80 kg
TILT & TURN MECHANISM FOR PVC CHANNEL 80 kg
Renk / Colour: Siyah-Beyaz-Gri
Black-White-Grey



PVC KANALLI TEK AÇILIM SETİ 80 kg
SIDE HUNG OPENING SET FOR PVC CHANNEL 80 kg
Renk / Colour: Siyah-Beyaz-Gri
Black-White-Grey



KANAT GENİŞLİĞİ SASH WIDTH L (mm)	KANAT YÜKSEKLİĞİ SASH HEIGHT H (mm)	KANAT AĞIRLIĞI SASH WEIGHT KG	SAĞ RIGHT	SOL LEFT
501-750 mm	951-1450 mm	80 kg	07.30.01	07.30.02
501-750 mm	1451-1950 mm	80 kg	07.30.05	07.30.06
501-750 mm	1951-2450 mm	80 kg	07.30.07	07.30.08
751-1000 mm	951-1450 mm	80 kg	07.30.09	07.30.10
751-1000 mm	1451-1950 mm	80 kg	07.30.13	07.30.14
751-1000 mm	1951-2450 mm	80 kg	07.30.15	07.30.16
1001-1200 mm	951-1450 mm	80 kg	07.30.17	07.30.18
1001-1200 mm	1451-1950 mm	80 kg	07.30.21	07.30.22
1001-1200 mm	1951-2450 mm	80 kg	07.30.23	07.30.24
1201-1450 mm	951-1450 mm	80 kg	07.30.25	07.30.26
1201-1450 mm	1451-1950 mm	80 kg	07.30.29	07.30.30
1201-1450 mm	1951-2450 mm	80 kg	07.30.31	07.30.32
1451-1600 mm	951-1450 mm	80 kg	07.30.33	07.30.34
1451-1600 mm	1451-1950 mm	80 kg	07.30.37	07.30.38
1451-1600 mm	1951-2450 mm	80 kg	07.30.39	07.30.40

KANAT GENİŞLİĞİ SASH WIDTH L (mm)	KANAT AĞIRLIĞI SASH WEIGHT KG	SAĞ RIGHT	SOL LEFT
501-600 mm	80 kg	07.27.01	07.27.02
601-800 mm	80 kg	07.27.03	07.27.04
801-900 mm	80 kg	07.27.05	07.27.06
901-1000 mm	80 kg	07.27.07	07.27.08
1001-1100 mm	80 kg	07.27.09	07.27.10
1101-1200 mm	80 kg	07.27.11	07.27.12
1201-1300 mm	80 kg	07.27.13	07.27.14
1301-1400 mm	80 kg	07.27.15	07.27.16
1401-1600 mm	80 kg	07.27.17	07.27.18
1601-1800 mm	80 kg	07.27.19	07.27.20
1801-2000 mm	80 kg	07.27.21	07.27.22
2000-2200 mm	80 kg	07.27.23	07.27.24

* KOL SETE DAHİL DEĞİLDİR.KOL SEÇENEKLERİ; 07.05.41 - 07.05.42
HANDLE IS NOT INCLUDED IN THE SET.HANDLE OPTIONS; 07.05.41 - 07.05.42

**PVC KANALLI TEK AÇILIM SETİ İÇİN KANAT GENİŞLİĞİ L<1000MM OLMALIDIR.
DAHA BÜYÜK ÖLÇÜLER İÇİN TEKNİK OFİS İLE İRTİBATA GEÇİLEBİLİR.

PERIMETRIC GROOVE (16MM) SIDE HUNG OPENING KIT FOR L<1000MM. FOR L>1000MM PLEASE CONTACT TECHNICAL OFFICE.

PENCERE KOLLARI / WINDOW HANDLES



07.05.25

GIESSE İSPANYOLET KOL (ÇİFT DİLLİ)
GIESSE HANDLE FOR WINDOWS (DOUBLE RAIL)

Renk / Colour: Siyah-Beyaz-Gri
Black-White-Grey

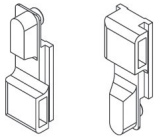
UNI CE EN ISO / IEC 17050



07.05.33

GIESSE ANAHTARLI İSPANYOLET KOL (ÇİFT DİLLİ)
GIESSE KEY HANDLE FOR WINDOWS (DOUBLE RAIL)

Renk / Colour: Siyah-Beyaz-Gri
Black-White-Grey



07.25.01

GIESSE TIJ BAĞLANTI PARÇASI
GIESSE CONNECTION ROD

Renk / Colour: Siyah / Black
Malzeme / Material: Polyamid - Polyamide

07.05.25, 07.05.33 ve 07.05.34 Kol için / For Handle 07.05.25, 07.05.33 and 07.05.34



07.05.34

GIESSE SÖKÜLEBİLİR KOL GÖVDESİ (ÇİFT DİLLİ)
GIESSE REMOVABLE HANDLE BODY (DOUBLE RAIL)

Renk / Colour: Siyah-Beyaz-Gri
Black-White-Grey



07.05.29

RESCARA GLOBAL ANAHTARLI PENCERE KOLU
(TEK DİLLİ)
RESCARA GLOBAL KEY HANDLE FOR WINDOWS (SINGLE RAIL)

Renk / Colour: Siyah-Beyaz-Gri
Black-White-Grey

EN 1670



07.05.35

GIESSE SÖKÜLEBİLİR KOL
GIESSE REMOVABLE HANDLE

Renk / Colour: Siyah
Black



07.13.07

RESCARA KOL BAĞLANTI PARÇASI
RESCARA CONNECTION PART FOR HANDLE

Malzeme / Material: Zamak
Zamak

07.05.29 Kol için / For Handle 07.05.29



07.05.30

RESCARA GLOBAL SÖKÜLEBİLİR KOL GÖVDESİ
RESCARA GLOBAL REMOVABLE HANDLE BODY (DOUBLE RAIL)

Renk / Colour: Siyah-Beyaz-Gri
Black-White-Grey

EN 1670



07.05.28

RESCARA GLOBAL PENCERE KOLU (TEK DİLLİ)
RESCARA GLOBAL HANDLE FOR WINDOWS (SINGLE RAIL)

Renk / Colour: Siyah-Beyaz-Gri
Black-White-Grey

EN 1670



07.05.31

RESCARA SÖKÜLEBİLİR KOL
RESCARA REMOVABLE HANDLE

Renk / Colour: Siyah
Black

EN 1670



07.05.32

RESCARA GLOBAL PENCERE KOLU (ÇİFT DİLLİ)
RESCARA GLOBAL HANDLE FOR WINDOWS (DOUBLE RAIL)

Renk / Colour: Siyah-Beyaz-Gri
Black-White-Grey

EN 1670, 13126-8



07.13.08

RESCARA KOL BAĞLANTI PARÇASI
RESCARA CONNECTION PART FOR HANDLE

Renk / Colour: Siyah / Black
Malzeme / Material: PVC

07.05.28, 07.05.30 ve 07.05.32 Kol için / For Handle 07.05.28, 07.05.30 and 07.05.32

01

02

03

04

05

06

07

08


09

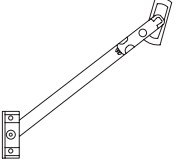
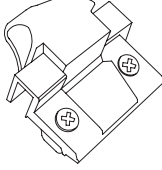




10

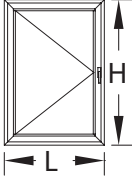







11

12

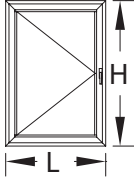







İSPANYOLET KİLİTLEME PARÇALARI / LOCKING KITS

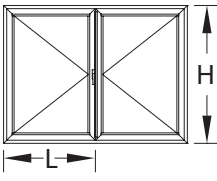




01		07.13.03 PİM LOCK PIN Malzeme / Material: Zamak Zamak		07.13.06 GIESSE PİM GIESSE ADJUSTABLE LOCKING PAWL Malzeme / Material: Zamak Zamak
02				
03		07.09.07 GIESSE AYARLI PİM KARŞILIĞI GIESSE ADJUSTABLE SINGLE STRIKER Malzeme / Material: Zamak Zamak		07.09.08 GIESSE ARKA KİLİTLEME GIESSE BURGLAR BOLT Malzeme / Material: Zamak Zamak
04				
05		18.07.02 GIESSE PASİF KANATSÜRGÜ SETİ GIESSE BOLT FOR PASSIVE LEAF Malzeme / Material: Zamak ve Polyemid Zamak and Polyamide		07.09.11 RESCARA SABİT KARŞILIK RESCARA FIXED STRIKER Malzeme / Material: Zamak Zamak
06				
07		07.09.12 RESCARA AYARLIK KARŞILIK RESCARA ADJUSTABLE STRIKER Malzeme / Material: Zamak Zamak		07.09.13 RESCARA ARKA KİLİTLEME RESCARA BURGLAR BOLT Malzeme / Material: Zamak Zamak
08				
09		07.21.02 GIESSE KÖŞE DÖNME GIESSE CORNER DRIVE Malzeme / Material: Zamak Zamak		07.21.03 RESCARA KÖŞE DÖNME RESCARA CORNER DRIVE Malzeme / Material: Zamak Zamak
10				
11				
12		07.06.78 RESCARA MICROVENTİLASYON RESCARA MICROVENTILATION Malzeme / Material: Zamak Zamak		

 <p>07.07.02 VASİSTAS MAKAS ARM FOR BOTTOM-HUNG WINDOWS Renk / Colour: Siyah-Beyaz-Gri Black-White-Grey</p>	 <p>07.08.01 RESCARA VASİSTAS MANDAL RESCARA DEVICE FOR CLOSING BOTTOM-HUNG WINDOWS Renk / Colour: Siyah-Beyaz-Gri Black-White-Grey</p>
 <p>07.07.08 SINIRLAYICI MAKAS LIMITER Malzeme / Material: Gümüş / Paslanmaz Çelik Silver / Stainless Steel</p>	 <p>07.07.09 GIESSE VASİSTAS MAKAS GIESSE ARM FOR BOTTOM-HUNG WINDOWS Renk / Colour: Siyah-Beyaz-Gri Black-White-Grey</p>
 <p>07.07.11 GIESSE VASİSTAS PENCERE SETİ GIESSE BOTTOM HUNG WINDOW SET Kol ve menteşe sete dahil değildir. Handle and hinge is not included in the set.</p>	 <p>11.02.34 RESCARA KANAT DESTEK TAKOZU RESCARA VENT SUPPORT PIECE Renk / Colour: Siyah / Black Malzeme / Material: PVC</p>

ÇİFT DİLLİ KOL VE KİLİTLEME SETİ SEÇİM TABLOSU DOUBLE RAILED HANDLE AND LOCKING KIT TABLE					
			TEMEL SET MAIN SET	İLAVE ÜRÜNLER ADDITIONAL PRODUCTS	
KOD CODE	AÇIKLAMA DESCRIPTION	ÜRÜN RESMİ PRODUCT IMAGE	H<1200mm L<1000mm	1200mm < H < 2700 mm	1000mm < L < 1400 mm
07.05.25	GIESSE ÇİFT DİLLİ KOL GIESSE DOUBLE RAIL HANDLE		1		
07.25.01	GIESSE KOL BAĞLANTISI GIESSE ROD CONNECTION PIECES		1		
07.13.06	GIESSE AYARLI PİM GIESSE ADJUSTABLE LOCKING PAWL		2	2	2
07.09.11	RESCARA SABİT KARŞILIK RESCARA FIXED STRIKER		2	2	2
07.09.07	GIESSE AYARLI PİM KARŞILIĞI GIESSE ADJUSTABLE SINGLE STRIKER				2
07.21.02	GIESSE KÖŞE DÖNME GIESSE CORNER DRIVE				2
11.02.34	RESCARA KANAT DESTEK TAKOZU RESCARA VENT SUPPORT PIECE		1		

*** Giesse kol ve kilitleme aksesuarları 25 I 07 tij profili ile kullanılmalıdır.
Giesse handle and locking accessories should be used with 25 I 07 rod profile.

TEK DİLLİ KOL VE KİLİTLEME SETİ SEÇİM TABLOSU SINGLE RAILED HANDLE AND LOCKING KIT TABLE			TEMEL SET MAIN SET	İLAVE ÜRÜNLER ADDITIONAL PRODUCTS	
KOD CODE	AÇIKLAMA DESCRIPTION	ÜRÜN RESMİ PRODUCT IMAGE	H<1200mm L<1000mm	1200mm < H < 2700 mm	1000mm < L < 1400 mm
07.05.28 07.05.29	RESCARA TEK DİLLİ KOL RESCARA SINGLE RAIL HANDLE		1		
07.13.07	RESCARA KOL BAĞLANTI PARÇASI RESCARA CONNECTION PART FOR HANDLE		1		
07.13.06	GIESSE AYARLI PİM GIESSE ADJUSTABLE LOCKING PAWL		2	2	2
07.09.11	RESCARA SABİT KARŞILIK RESCARA FIXED STRIKER		2	2	2
07.09.12	RESCARA AYARLI KARŞILIK RESCARA ADJUSTABLE STRIKER				2
07.21.03	RESCARA KÖŞE DÖNME RESCARA CORNER DRIVE				2
11.02.34	RESCARA KANAT DESTEK TAKOZU RESCARA VENT SUPPORT PIECE		1		

ÇİFT/TEK AÇILIM PASİF KANAT AKSESUAR SEÇİM TABLOSU SECONDARY SASH LOCKING KIT TABLE			TEMEL SET MAIN SET	İLAVE ÜRÜNLER ADDITIONAL PRODUCTS	
KOD CODE	AÇIKLAMA DESCRIPTION	ÜRÜN RESMİ PRODUCT IMAGE	H<1200mm L<1000mm	1200mm < H < 2700 mm	1000mm < L < 1400 mm
18.07.02	GIESSE SÜRGÜ SETİ GIESSE BOLT FOR SECONDARY SASH		1		
07.21.02	GIESSE KÖŞE DÖNME PARÇASI GIESSE CORNER DRIVE				2
07.09.07	GIESSE AYARLI PİM KARŞILIĞI GIESSE ADJUSTABLE SINGLE STRIKER				2
07.09.08	GIESSE ARKA KİLİTLEME GIESSE BURGLAR BOLT			1	

*** Giesse kol ve kilitleme aksesuarları 25 I 07 tij profili ile kullanılmalıdır.
Giesse handle and locking accessories should be used with 25 I 07 rod profile.

KAPI KOLLARI / DOOR HANDLES



07.14.06

GIESSE KAPI KOLU
GIESSE DOOR HANDLE

Renk / Colour: Siyah-Beyaz-Gri
Black-White-Grey



07.14.07

RESCARA GLOBAL KAPI KOLU
RESCARA GLOBAL DOOR HANDLE

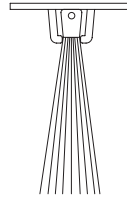
Renk / Colour: Siyah-Beyaz-Gri
Black-White-Grey



07.14.08

RESCARA MULETA KAPI KOLU
RESCARA GLOBAL DOOR HANDLE

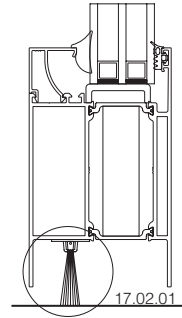
Renk / Colour: Siyah-Beyaz-Gri
Black-White-Grey



17.02.01

KAPI ALTI FIRÇASI
BRUSH FOR DOORS

Malzeme / Material: Polipropilen
Polypropylene



Ölçek/Scale: 1/3

01

02

03

04

05

06

07

08

09

10

11

12

KAPI KOLLARI / DOOR HANDLES



07.17.19

AKBANK KAPI KOLU
DOOR HANDLE

Renk / Colour: Siyah-Beyaz-Gri-Eloksal
Black-White-Grey-Anodized

Ölçüler / Dimensions: H:200 cm



07.13.10

AKBANK KOL APARATI
DOOR HANDLE

Renk / Colour: Siyah-Beyaz-Gri-Eloksal
Black-White-Grey-Anodized

KOD CODE	Ø (mm)	A (mm)	B (mm)
07.17.10	25	200	130
07.17.11	25	300	130
07.17.02	25	400	130
07.17.27	25	500	160

KOD CODE	Ø (mm)	A (mm)	B (mm)	C (mm)
07.17.06	25	200	130	80
07.17.29	25	250	130	80
07.17.30	25	300	130	80
07.17.31	30	400	160	100


KOD CODE	Ø (mm)	A (mm)	B (mm)
07.17.08	25	200	80
07.17.35	25	300	80
07.17.36	30	400	100

KOD CODE	Ø (mm)	A (mm)	B (mm)	C (mm)
07.17.32	25	200	130	80
07.17.20	25	300	130	80
07.17.33	30	350	160	100

KOD CODE	Ø (mm)	A (mm)	B (mm)
07.17.37	80	400	350
07.17.22	80	500	450
07.17.38	80	600	550
07.17.39	80	700	650
07.17.40	80	800	750

KOD CODE	Ø (mm)	A (mm)	B (mm)	C (mm)
07.17.23	25	900	180	80
07.17.34	25	1000	180	80

KAPI KİLİTLERİ / DOOR LOCKS



18.01.01

MAKARALI KİLİT
MORTISE LOCK (WITH ROLLER)



18.01.02

DİLLİ KİLİT
MORTISE LOCK



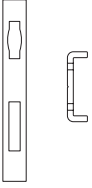
18.01.09

MAKARALI KİLİT
MORTISE LOCK (WITH ROLLER)



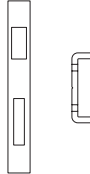
18.01.08

DİLLİ KİLİT
MORTISE LOCK



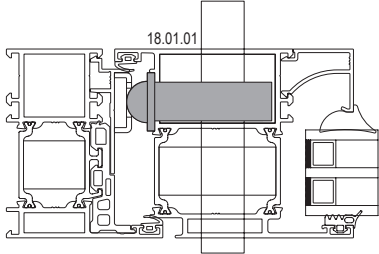
18.02.23

MAKARALI KİLİT KARŞILIĞI
STRIKER FOR ROLLER LOCK

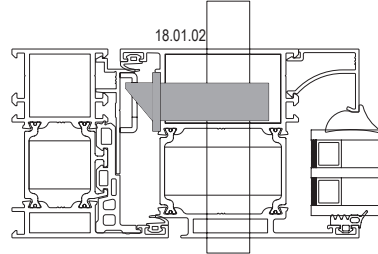


18.02.22

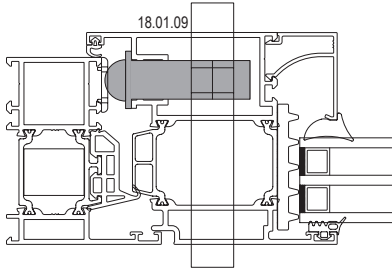
DİLLİ KİLİT KARŞILIĞI
STRIKER FOR MORTISE LOCK



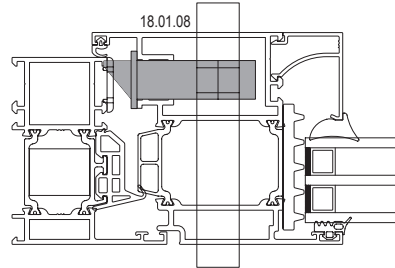
18.01.01



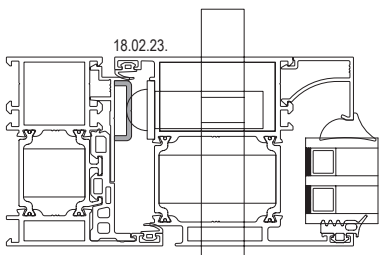
18.01.02



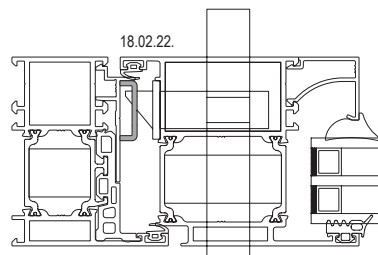
18.01.09



18.01.08



18.02.23



18.02.22

Ölçek/Scale: 1/3

01

02

03

04

05

06

07

08

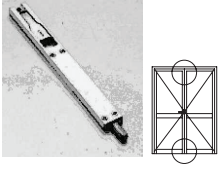
09

10

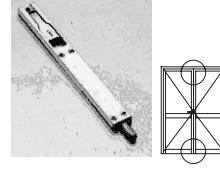
11

12

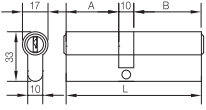
KAPI KİLİTLERİ / DOOR LOCKS



18.03.01
KAPI SÜRGÜSÜ (UZUN)
BOLT FOR DOORS (LONG)




18.03.06
KAPI SÜRGÜSÜ (KISA)
BOLT FOR DOORS (SHORT)



18.04.19
BAREL
CYLINDER

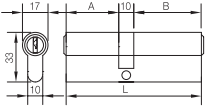
A	B	L
26	60	96

Malzeme / Material: Krom-Nikel
Chrome-Nickel



18.05.02
BAREL AYNASI
CYLINDER COVER

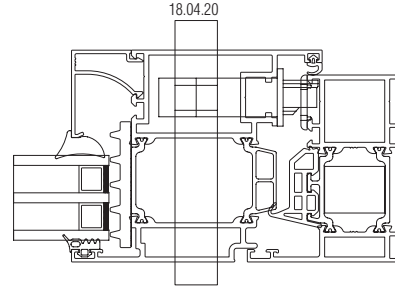
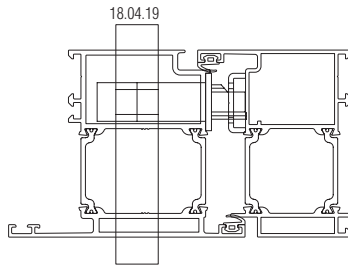
Renk / Colour: Siyah-Beyaz-Gri
Black-White-Grey



18.04.20
BAREL
CYLINDER

A	B	L
26	70	106

Malzeme / Material: Krom-Nikel
Chrome-Nickel



Ölçek/Scale: 1/3

